



# HILL WEST *Primary*

FOUR OAKS

## **Home Learning Pack**

### **Reception**





**Hi Reception. Here are a few messages from some people who have been missing you all....**

Hello everyone,

I'm looking forward to seeing you all soon.

It has been the strangest time but a time where I was able to spend a lot of precious hours with my family. We have made time to talk together, exercise together, make improvements to our home and garden and develop new skills together. Things that we normally would not have time to do.

We have had 3 very special birthdays during lockdown. My son, Jamie, turned 18, my daughter turned 21 and it was my birthday too. We had planned a big party for us all but obviously that couldn't happen. However, it turns out that isolation parties with only your nearest and dearest are not so bad after all. We had a great time.

I hope you were all able to take lots of positives from this situation too and that you have been able to enjoy all the wonderful weather that we have had since lockdown began,

Sending lots of love to everyone,

Mrs Julie Thomas.

I hope you all had a lovely half term and have been enjoying the sunshine! I spent half term exploring with my family. We went to Kingsbury water park and saw a turtle sunbathing next to a lake and we found lots of toads under a log! We also enjoyed watching the jet skis racing around the lake and the model boats. I cannot wait to see you all soon and hear about your exciting adventures.

Miss you all lots, Mrs Thomas x

I hope you are all well. I am missing you all.

I have celebrated my birthday over the Easter weekend, my daughter made me a lovely chocolate cake.

I have been busy gardening and taking my dog, Alfie for extra long walks.

I've been supporting my two teenagers with their school learning.

As a family we have been playing board games, participating in quiz nights and doing lots of baking and cooking.

Hope to see you all very soon.

Mrs Port x

I hope you're all doing ok. I know you will all be being superstars for your family and I can't wait to hear about what you have been up to when we are all safely back in school. We have been very lucky to have such wonderful sunshine to enjoy on our daily walks or in the garden. I have been busy at home helping my little girl, Poppy, with her school work and playing lots with her Lego and Lol dolls. She is in Reception just like you and misses all her teachers and friends. We have also been completing daily walks and have enjoyed exploring our local area. Our favourite place to walk is through Hill Hook, where we have been feeding the ducks and paddling in the stream! I have also been reading lots of books and completing jigsaw puzzles, they have been a little tricky but I reminded myself to keep going. I am so proud of how amazing you have all been during this strange time and I miss you all so much. Hopefully it won't be much longer before we can all be back together creating memories and filling the classroom with laughter.

Miss Roberts



Hi Reception!

We hope that you are all okay, we have been missing seeing you all so much! I have been keeping busy at home; helping my children with their school work, looking after the pretty flowers in our garden (and the guinea pigs), trying out some new crafts for you all, decorating the house and practising my baking- which my children are eating far too quickly! We have been for long adventure walks over the hills and riding our bikes in the sunshine, then keeping cool in the paddling pool. These are such strange times for everyone and we know that you are all missing your friends, they are missing you too. Soon we will all be able to see each other, have fun at school and talk about what we have been up to. I can't wait for that! Stay safe everyone, hopefully see you soon!

Mrs Pardo x

Hi everyone!

It has been lovely hearing your voices over our phone calls but I am missing you all lots! I know you've all been keeping safe and busy at home and your adults at home are doing such a great job! I've been pretty busy too, my little boy is really enjoying the films 'cars' and 'bumblebee' so I have spent lots of time watching them! We've also been on walks, played in the garden and on our new trampoline! We've spent time making cakes (and enjoying eating them!) and done lots of painting which has often become quite messy! I hope you have all enjoyed the sunshine, keep being superstars and I can't wait to see all your faces when we all return to school.

Miss Ward x

We are definitely enjoying the slower pace of life in the Hart Household. We have loved spending more time together (most of the time 😊)! We have been going on bike rides, although I always seem to be left behind! The highlight of our day is mealtimes and we have been trying to make new exciting things! We have loved making pizzas and think we would give Pizza Express a run for their money!!!! The last couple of weeks we have enjoyed Mr Mintos workouts too. Our boys have written a list of what they would like to do with their friends when the time is right - perhaps you could do one too, I would love to see it! I am missing you all - you are all much better listeners than my current pupils! 😊

I hope you are all having fun and I am really looking forward to seeing you all soon!

Mrs Hart

Hi everyone,

I hope you have all enjoyed spending this time with your family at home. I have been busy tidying my garden and decorating my son's bedroom. It's been lovely having this time to spend with my husband and children under these unusual circumstances. My daughter and her boyfriend have had a lovely puppy, he is so cute, his name is Duke and they are busy training him. I look forward to seeing you all soon. Thank you for the lovely emails and messages. Take care, lots of love,

Mrs Pick x

We all hope to see you very soon!

## **Home Learning Links**

Feel free to continue using the home learning link we previously sent out. Here are a few new additional home learning links

### **Oxford Owl**

For a limited time, the Oxford reading scheme books we use to support your child's reading in school and at home are providing free access to selected books. All you need to do is click on the link below and register an email to get reading.

<https://home.oxfordowl.co.uk/books/free-ebooks/>

### **Phonics Play**

This is a great resource that we use in school to support the teaching of phonics. They have a range of games for the children to complete where they will be applying their phonic knowledge. Currently they are providing free access using the following username and password.

Username: march20

Password: home

<https://new.phonicsplay.co.uk/>

### **Oak National Academy**

This website has been created by 40 teachers from some of the leading schools across England, backed by government grant funding. Here you can access all of our lessons. Either you can follow a set plan of lessons across a range of subjects, or you can access particular lessons in certain subjects.

<https://www.thenational.academy/online-classroom/reception#schedule>

### **Teach your monster to read**

Create a monster and take it on an adventure through a magical world. Travel to exciting places, meet fun characters, play games and win prizes as your monster learns the first steps of reading. Minigames help children to develop speed and accuracy of letter recognition. Lots of blending, segmenting and tricky words. Read for purpose with magical little books. A great way to help your children with reading at home.

The website is free.

<https://www.teachyourmonstertoread.com/>

### **White rose maths**

The White Rose Maths Team has prepared a series of five maths lessons for each year group. They add five more each week for the next few weeks. Every lesson comes with a short video showing you clearly and simply how to help your child to complete the activity successfully.

<https://whiterosemaths.com/homelearning/early-years/>

### **Letters and Sounds**

Filmed phonics lessons that follow phases 2 to 5 of the Letters and Sounds programme for reception, year 1 and learning to blend. Parent guidance videos.

[https://www.youtube.com/channel/UCP\\_FbjYUP\\_UtldV2K\\_-niWw](https://www.youtube.com/channel/UCP_FbjYUP_UtldV2K_-niWw)

### **Numberblocks**

We use the Numberblocks to support our teaching of Maths Mastery. Check out the website for clips to help support your child's maths development.

<https://www.bbc.co.uk/cbeebies/shows/numberblocks>



# Reception Home Learning Mat



## Literacy

### Reading/Phonics:

- Please continue reading for 3x per week to an adult and record this in your diary.
- Please complete a reading eggs lesson twice weekly.
- Enjoy sharing a book with your family daily. Can you think of a fun place to listen to the story? Maybe you could tweet a picture.
- Watch the daily Department of Education Letters and Sounds phonics lessons on Youtube.
- Can you head out on a phoneme hunt? On your daily walk, look out for some Phase 2 and 3 phonemes. How many can you spot?

### Writing:

- Could you write a list of 5 fun things you would love to do once Lockdown is over?
- Maybe you could write a letter or card to a friend and pop it in the post?

## Maths

- Continue to access Mathletics daily.
- Learn to count in 10's - <https://youtu.be/W8CEOIAOGas>
- Have a go at ordering your numbers using this fun game - <https://www.topmarks.co.uk/ordering-and-sequencing/coconut-ordering>
- Practise recalling one more and ones less with these songs <https://youtu.be/Du6JHupzwVo>  
<https://youtu.be/D3b-kcK3Eg8>
- Using the 3D and 2D shape cards below, can you look around your home for everyday objects that are those shapes. E.g a pringle tube is a cylinder shape. Talk about their features e.g. how many faces, vertices, sides.

If you feel well enough to continue with your school work, please follow the guidelines on this home learning sheet. Some of these activities need internet access but if this is difficult, please just complete the activities in the Home Learning Packs. If you require a printed pack, these will be available from the school office between 8.45 and 3.30pm.

If you encounter any trouble, please email

[enquiry@hillwest.bham.sch.uk](mailto:enquiry@hillwest.bham.sch.uk)



## Fitness

- Use BBC iPlayer to check out some fitness videos from Andy. They are called 'Andy's Wild Workouts'.
- Dance along with Kidzobop on Youtube. They have dance tutorials to the latest songs.

## Mental Health and Well-being

- Cosmic Yoga- Yoga videos designed for children 3+ [www.youtube.com/user/CosmicKidsYoga](http://www.youtube.com/user/CosmicKidsYoga)
- BBC Supermovers- interactive videos to support KS1 and KS2 Maths, English, PSHE and PE learning [www.bbc.co.uk/teach/supermovers](http://www.bbc.co.uk/teach/supermovers)
- Go Noodle- Hundreds of dancing, strength, mindfulness videos [www.gonoodle.com](http://www.gonoodle.com)

## Technology

- ICT games for English and Maths- [www.ictgames.co.uk/](http://www.ictgames.co.uk/)
- Discuss how we use the internet to find out information, can you use the internet to research a topic of your choice?
- How do we use technology at home?
- How can we stay safe online? – Discuss together things we need to consider when using online platforms.
- Use the internet to find out facts about Pirates and Under the Sea creatures. You could make a little fact file with what you find out.
























## Understanding the World


- Choose 2 Under the Sea animals, can you compare their similarities and differences?
- Look at plants, learn the names of parts and their functions. How is your Sunflower growing? Can you remember what they need?
- Nature walks are a wonderful way to learn new things – talk about the weather, the clouds in the sky, what do they mean? What do you think they're made from?
- Collect some items from around the house and explore with a tub of water to see if they float or sink? What did you notice?






























Practise reading the Phase 2 and 3 Phonemes. If you are unsure of any of these sounds you can watch the Department of Education Letters and Sounds YouTube ([https://www.youtube.com/watch?v=TTe5\\_Em0BHQ](https://www.youtube.com/watch?v=TTe5_Em0BHQ)) , or 'Mr Thorne does phonics' for a demonstration of how to pronounce the sound and examples of words that include it.


### My Phase 2 Sound Mat

s 	a 	t 	p 	i 	n 	m 	d 
g 	o 	c 	k 	ck 	e 	u 	r 
h 	b 	f 	ff 	l 	ll 	ss 	

 visit [twinkl.com](https://www.twinkl.com)

### My Phase 3 Sound Mat

j 	v 	w 	x 	y 	z 	zz 	qu 
ch 	sh 	th 	ng 	ai 	ee 	igh 	oa 
oo 	oo 	ar 	or 	ur 	ow 	oi 	ear 
air 	ure 	er 					

 visit [twinkl.com](https://www.twinkl.com)

- How many can you recognise in a minute?
- Can you recognise the digraph without the help of the picture?
- Can you think of any more words containing that phoneme? You could write a list.  
E.g. ee – sheep, sleep, green, teen, tree.

Practise reading and spelling these Phase 3 and 4 tricky words. Can you notice any similarities between these words? Which ones rhyme? Can you use these words in a sentence?

### Phase 3 Tricky Words

he	she	we	me
be	you	all	are
her	was	they	my



### Phase 4 Tricky Words

said	have	like	so	do
some	come	little	one	were
out	what	when	there	



Activity Ideas:

- Cut the words out and get your family to hide them around the house. When you find a word, read it out loud.
- Play a game of splat. Copy the words on little pieces of paper and place them out on the floor. Get a grown up to read a word out and you need to splat it with your hand. You could even test a grown up!
- Can you look inside your favourite story book and see if you can spot any of the tricky words?
- You could be super clever and learn to write these words. Look at the word, cover it with a small figure and then write it.

Challenge your child to read these questions independently, using their Phase 3 sound mat. Can they answer these questions? Talk about the role of the question mark.

Phase 3 Yes/No Question Cards (1-6 GPCs)

**Is the sun wet?**

Phase 3 Yes/No Question Cards (1-6 GPCs)

**Can wax get hot?**

Phase 3 Yes/No Question Cards (1-6 GPCs)

**Has a fox got six legs?**

Phase 3 Yes/No Question Cards (1-6 GPCs)

**Can a vet fix a jet?**

Can frogs swim  
in ponds?

Is the moon green?

Are you afraid of  
thunderstorms?

Can a spoon grab  
a fork?

Here are a few Twinkl Phonics sheets for your child to complete. You can find more on Twinkl if you'd like...

## I Spy and Read

Draw a line to the matching picture when you have read each word.

jam

web

zip

six



vet

box

quack

yell

**Challenge:** Can you spell a word to match one of the pictures?

### Phase 3 Pictures and Captions Matching Worksheet



Jim has seven  
silver coins



Boats on the river.



Clare and Sarah got  
wet in the rain.



Jill has fair hair but  
Jack has dark hair.



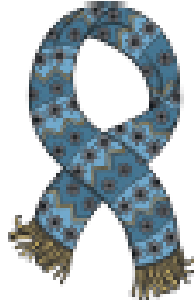



I can hear an owl  
hoot at night.

# CVCC and CCVC Words Worksheet – Circle That Word!

(sm pr sc sk)

Circle the word that matches the picture.

	<div>small</div> <div>smash</div> <div>smooth</div> <div>smog</div>
	<div>prim</div> <div>pram</div> <div>prick</div> <div>prank</div>
	<div>scan</div> <div>scoop</div> <div>scab</div> <div>scarf</div>
	<div>skin</div> <div>desk</div> <div>skip</div> <div>tusk</div>

## Read and Colour

Read the sentence on each box and colour the picture to match the sentence.

1.




The octopus is pink.

2.



The crab is red.

3.



The starfish is orange.

4.



The seahorse is yellow.

5.



The shark is blue.

6.




The sea coral snake is  
red and yellow.

7.



The angel fish is blue.  
The fins are yellow.

8.



The clown fish is  
orange.

9.



The fish is blue.



Have fun playing these Phonics games!

## Sight Word Countdown

How many words can you read in 1 minute? Set a timer to find out!

will	that	this	then	them	with
see	for	now	down	look	too
he	she	we	me	be	was
you	they	all	are	my	her
was	see	now	with	he	them
too	are	we	this	they	will
you	then	be	all	that	look
for	she	her	down	me	my

© 2018 No-Worksheets-Allowed Graphics by www.amazingclassroom.com

Mind the Mushrooms!

© 2018 No Worksheets Allowed

## High Frequency Word Race Game

*A fun learning game for up to 4 players.*

### You Will Need







High Frequency Word Race board game

Playing pieces x 4

1 die

### How to Play

1. Each player places a playing piece on a start position.
2. Take turns to roll the die.
3. Move your playing piece forward the correct number of spaces.
4. Read the word which you land on.
5. Who will be first to reach the end and win the game?

 END	END	END	END
what	out	when	one
there	little	come	were
do	some	so	like 
 have	said	help	just
children	from	it's	went
one	when	out	what
come	were	there	little 
like	so	do	some
just	help	said	have
 went	it's	from	children
START	START	START	START 

## Writing

Look at this Under the Sea picture. Can you have a go at labelling the creatures or writing some descriptive sentences about the picture e.g. I can see a shark. The fish is bright yellow.

*Remember do your best to sound out the words (they do not have to be spelt accurately - use the phonics you know).*



---

---

---

---

---

---







Imagine you have gone swimming in the deep blue sea. Draw what you might see in the goggles and then have a go at writing some sentences about what you could see.





Write a sentence about each of the pirates.

Use the boxes at the top to help you.

eyepatch		sea		flag		 sound it out
parrot		beard		sword		 finger spaces
						 full stop



---

---

---

---



---

---

---

---

Can you use your imagination to draw a Pirate image and then make a wanted poster. You could write about when he went missing and describe how he looks.



Picture writing prompts




The boy is at \_\_\_\_\_

\_\_\_\_\_



They are going \_\_\_\_\_

\_\_\_\_\_



Arrange these words into a full sentence.

has apples. The red tree

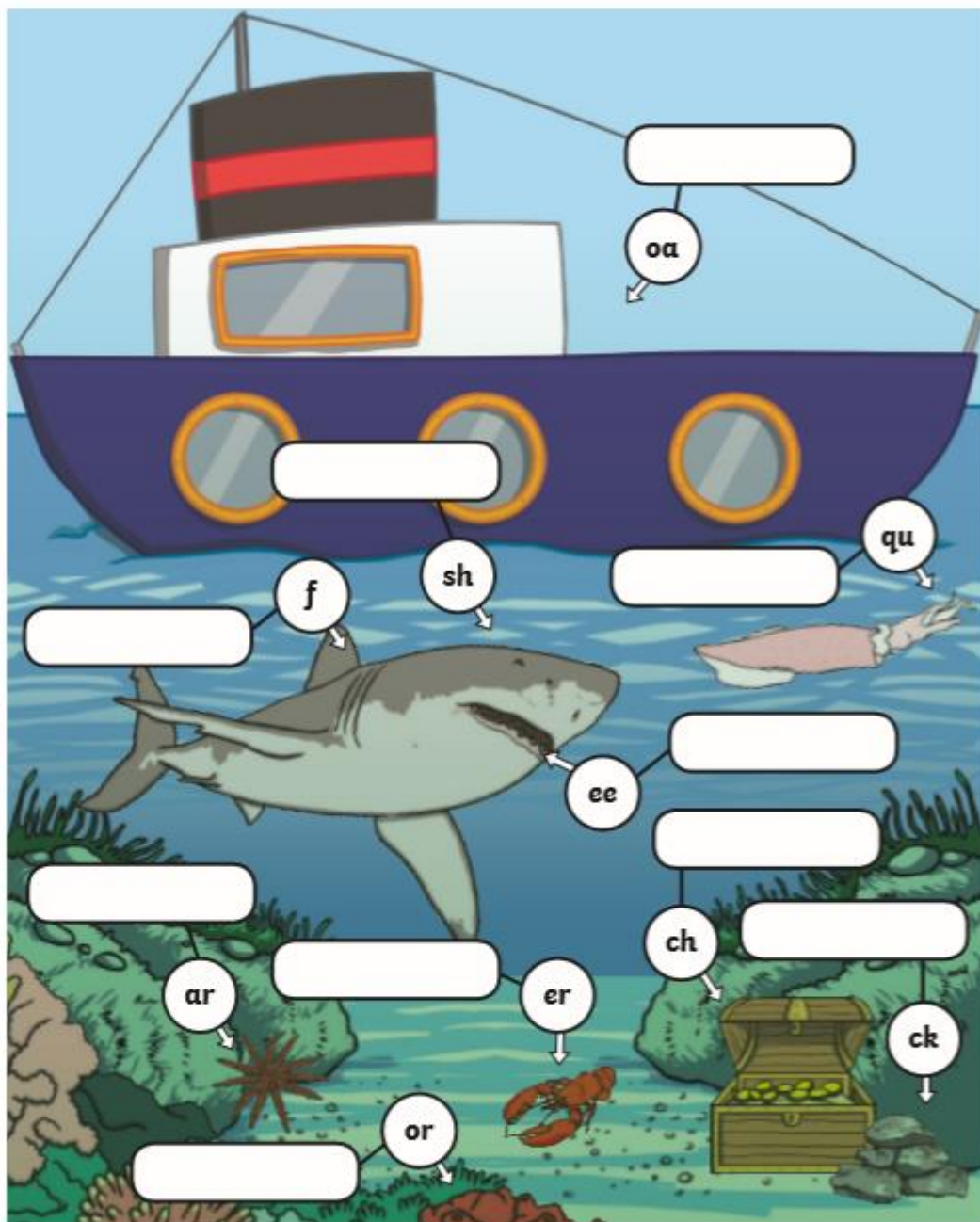
---

---




## More Phase 3 Phonics Picture Activity

Fill in the missing sounds.



Technology

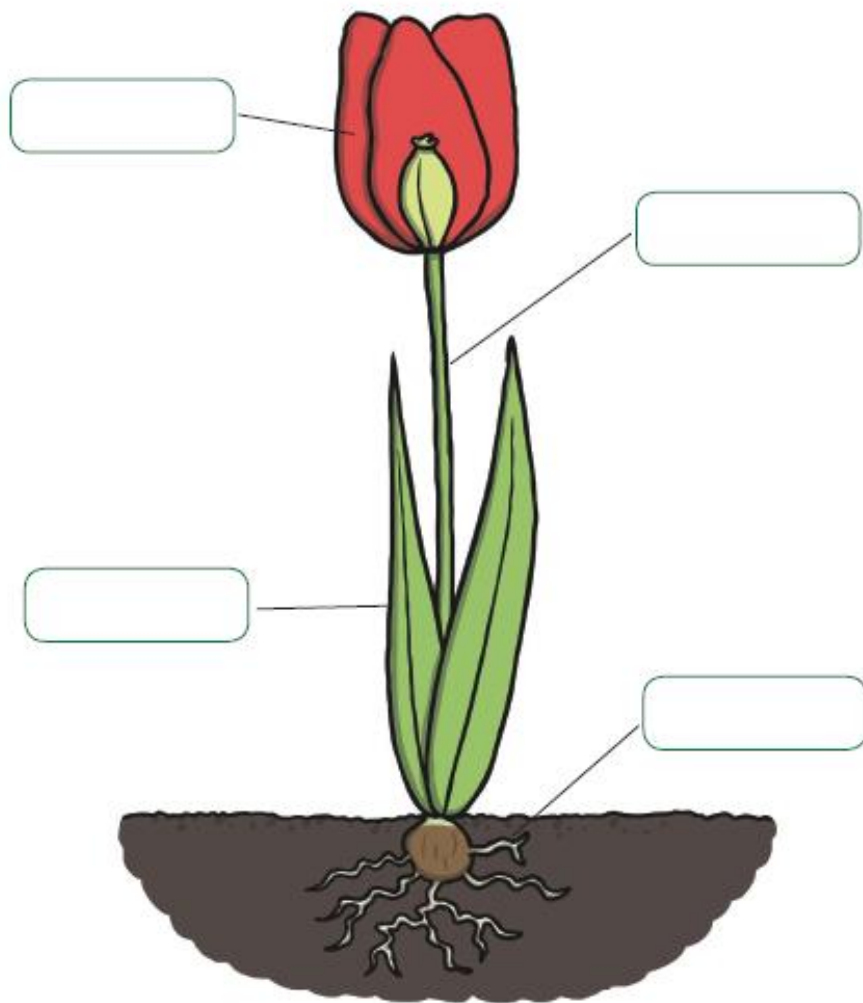
**What do you do on your tablet/laptop?**



## Understanding the World

Could you label the parts of the plant correctly by cutting out the labels and matching? If you wanted to you could write the labels yourself.

### Parts of a Plant




leaf	stem	roots	petals
------	------	-------	--------


## Understanding the World

### Under the Sea Creatures

Choose 2 Under the Sea Creatures, can you compare their differences and similarities?



---




---

















Similarities:

Differences:

## Personal, Social and Emotional Ideas

<p><b>Play a game where you have to take turns.</b></p> <p><i>Can you be patient?</i></p> <p><i>Are you happy to win or lose?</i></p> <p><i>Can you follow the rules?</i></p>	<p><b>Watch the story about being scared.</b>  <a href="https://youtu.be/aN2UefxkvC4">https://youtu.be/aN2UefxkvC4</a></p> <p><i>Talk about/ draw the things that make you scared or things that you do not like.</i></p> <p><i>Can you make a list of people who you can talk to when you are scared about something?</i></p>	<p><b>Talk about...</b> things you like.  <b>Talk about...</b> things you don't like.  <b>Talk about...</b> do you think other children like/dislike the same things or have different likes/dislikes?</p> <p><i>You might like to draw a picture of the things you like/dislike.</i></p>
<p>Draw some of the things to show how you are the <b>same</b> as your friends?</p> <p>Draw some of the things to show how you are <b>different</b> to your friends?</p>	<p><b>Can you make a face with playdough or objects around your house about how you feel?</b></p> 	<p>Have a think about your friends. Can you draw a picture of something that you can't wait to do with them when it is safe to do so. It may be going to the playground or soft play.</p>

## Can you answer the why questions?

<p><b>Why is she using an umbrella?</b></p> 	<p>It is cold</p>  <p>It is raining</p>  <p>It is sunny</p> 	<p><b>Why is the girl scared?</b></p> 	<p>She is getting an injection</p>  <p>She is scared of the storm</p>  <p>She is scared of spiders</p> 
<p><b>Why is the boy happy?</b></p> 	<p>He likes butterflies</p>  <p>It is raining</p>  <p>He doesn't like being outside</p> 	<p><b>Why is the boy sad?</b></p> 	<p>He fell off his bike</p>  <p>He is late for school</p>  <p>He has forgotten his homework</p> 

## Communication and Language

Can you answer the questions and give an explanation? Maybe you could take it in turns answering them with somebody in your family.

Do you prefer Spiderman or Superman? Why?




Do you prefer pasta or pizza? Why?



Would you rather eat onions or worms? Why?



Would you rather read a book or do your homework? Why?



Would you rather walk or swim? Why?



Would you rather drink a milkshake or a fizzy drink? Why?



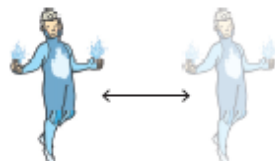
Do you prefer pigs or horses? Why?



Would you rather live underwater or live in outer space? Why?



If you could turn invisible what would you do? Why?



Would you rather ride a bike or take the bus? Why?



## Communication and Language

### Listen and Colour Three Key Words

#### Instructions

The children will need the following coloured pencils to complete the activity: red, blue, green, yellow, purple, pink and brown.

You will need a new colouring sheet for each session.

---

<b>Session One</b>	
Colour the big door red.	
Colour the big chimney brown.	
Colour the little windows green.	
Colour the big cloud purple.	
Colour the little flower pink.	
Colour the little car yellow.	
Colour the big tree blue.	
Finish your picture with any colours you choose.	










## Outdoor Ideas

- Find a stick. Can you find something that is longer/shorter than your stick? Can you find something that is the same size as your stick?
- Can you make a physical assault course in your garden, or living room to encourage the following movements:
  - \* Weaving in and out
  - \* Jumping over (doesn't have to be high)
  - \* Crawling under
  - \* Following a lineAlternatively if you have chalk, you could make a chalk assault course



- Head out on a minibeast hunt. Use the minibeast spotter sheet below to see how many you can find?


	Minibeast	Number Found
	ant	
	bee	
	beetle	
	butterfly	
	caterpillar	

- Take a paint brush and water outside and draw pictures with the water on the pavement.



## Maths

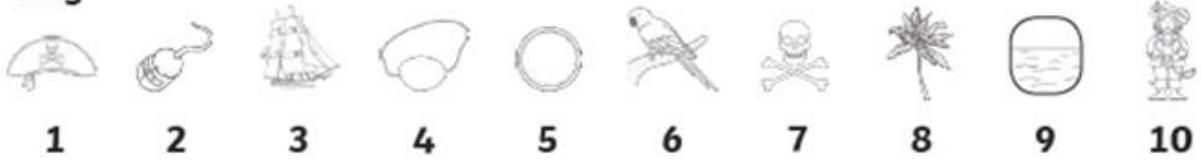
Can you cut out and order these numbers?













## Pirate Crack the Code

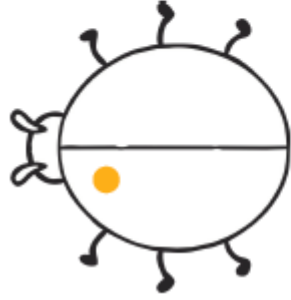
Can you crack these addition calculations? Use the key to find the number for each pirate picture. Fill in the empty boxes and add the two numbers to solve the calculation.

### Key



					
<input type="text"/>	+	<input type="text"/>	=	<input type="text"/>	
					
<input type="text"/>	+	<input type="text"/>	=	<input type="text"/>	
					
<input type="text"/>	+	<input type="text"/>	=	<input type="text"/>	
					
<input type="text"/>	+	<input type="text"/>	=	<input type="text"/>	
					
<input type="text"/>	+	<input type="text"/>	=	<input type="text"/>	

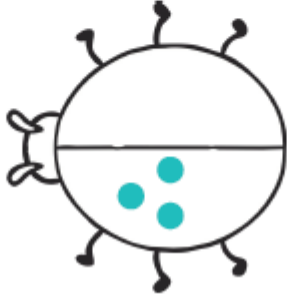
# Ladybird Doubles



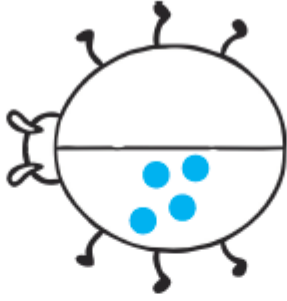
Double 1 is \_\_\_\_\_



Double 2 is \_\_\_\_\_



Double 3 is \_\_\_\_\_



Double 4 is \_\_\_\_\_



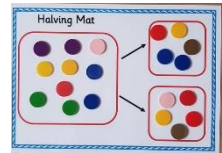
Double 5 is \_\_\_\_\_

# Under the Sea Subtraction up to 10

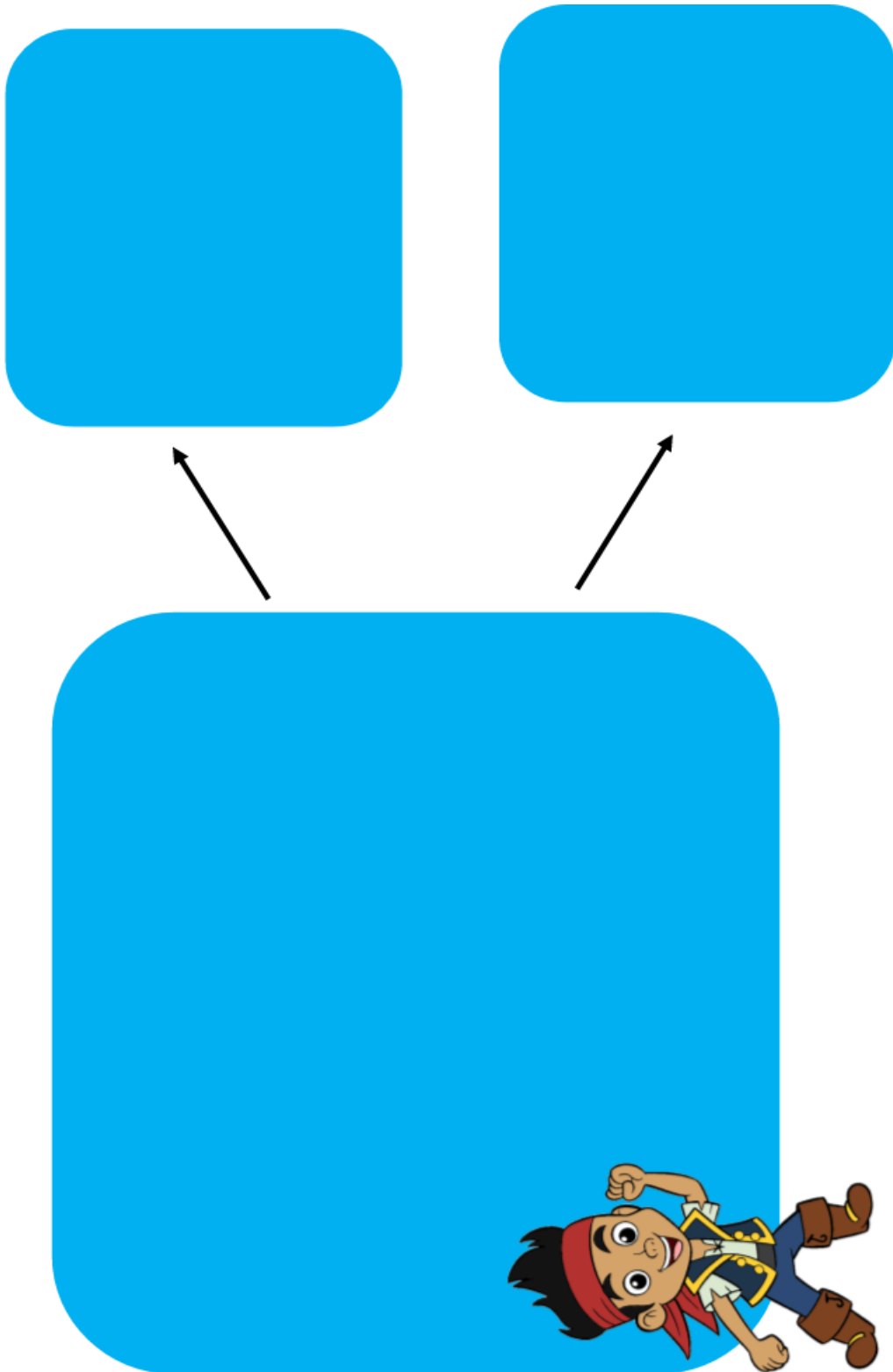
 $10 - 5 =$ 	
 $4 - 1 =$ 	
 $5 - 2 =$ 	
 $6 - 6 =$ 	
 $7 - 7 =$ 	

Can you practise halving a number using the pirate halving mat?

Have a go at halving numbers to 20. Are there any numbers you can't halve?



Halving Mat





# 2D Shapes



Circle



Triangle



Square



Rectangle



Pentagon



Hexagon



Heptagon



Octagon



Nonagon



Decagon


# 3D Shapes



Sphere



Prism



Cuboid



Cube



Cylinder




Pyramid



Cone

Here's a simple game where you move around the board adding and subtracting blocks while trying to build the tallest tower.

Start 	Take 3	Take 2	Take 1	Lose 2	Take 1	Take 2	Move Back 2
							Take 3
Take 1	Take 2	Lose 1	Take 3	Move Back 2	Take 2	Lose 1	Take 1
Lose 2							
Move Back 2	Take 1	Take 3	Lose 2	Take 1	Take 2	Take 1	Finish

Name \_\_\_\_\_

# Roll to make 10

Directions: Roll a number. Write it in the first box. Write how many more you need to get 10 in the second box.

<input type="text"/>	+	<input type="text"/>	= 10	<input type="text"/>	+	<input type="text"/>	= 10	<input type="text"/>	+	<input type="text"/>	= 10	<input type="text"/>	+	<input type="text"/>	= 10	<input type="text"/>	+	<input type="text"/>	= 10
<input type="text"/>	+	<input type="text"/>	= 10	<input type="text"/>	+	<input type="text"/>	= 10	<input type="text"/>	+	<input type="text"/>	= 10	<input type="text"/>	+	<input type="text"/>	= 10	<input type="text"/>	+	<input type="text"/>	= 10

## Acts of Kindness

Help make a meal - breakfast, lunch or dinner.

Set the table.

Help with the washing up.

Be helpful to your family.

Water the plants in your garden.

Tidy up your toys.

Give a compliment to a family member.( Say something kind).

Leave a surprise gift on someone's doorstep.

Do a surprise job for your Mummy / Daddy.

Cheer someone up with a smile, by drawing a picture, telling a joke or saying something nice.

Help the environment.

Help a living thing (animal or plant).

Ask the members of your family what they would like to do, and join in with them.



## Expressive Arts and Design

The craft area is often one of the most popular spaces within the classroom. We have tried to select a few ideas which require everyday items that you may already have around the house.



Don't worry if you have no googly eyes, a small round piece of paper cut into a circle shape, with a black felt tip dot will be just as good!



Just add some cheerios, lentils or play sand from the sandpit!

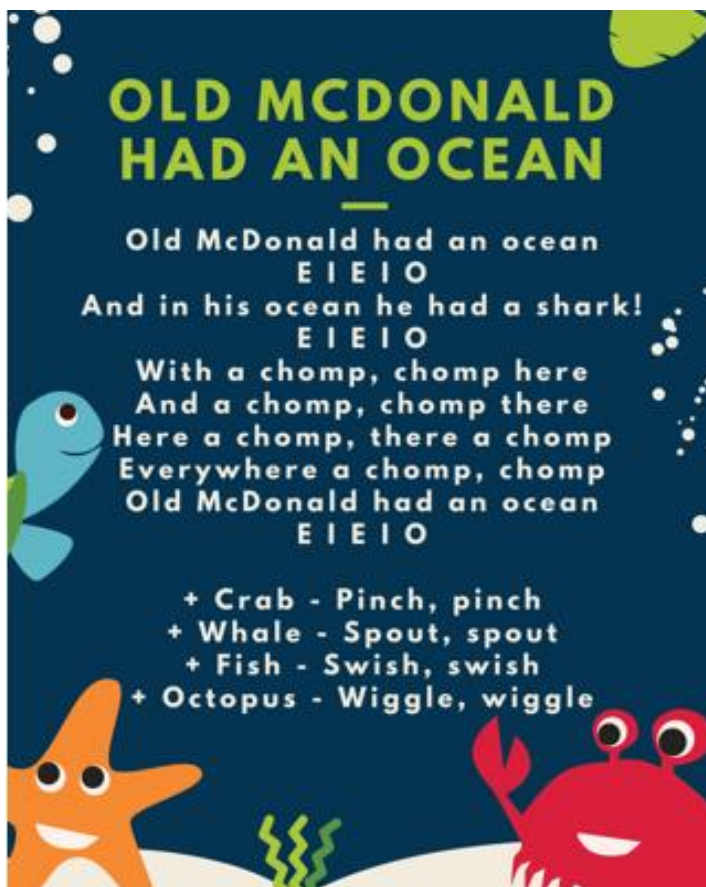


If you have any spare party plates, if not you can cut out a similar shape from paper or card- use paper, wool, string or ribbons to decorate it- children can aim to make it as colourful as possible!





Here are a couple of lovely under the sea songs to be sung to familiar tunes.....



## Waves in the Sea

The waves in the sea go



Up and down,

Up and down,

Up and down.

The waves in the sea go

Up and down,

All day long.



...Sharks in the sea go

Snap, snap, snap...

...Fish in the sea go

Swish, swish, swish...

...Boats in the sea go

Toot, toot, toot...



5 Pirates heading out to shore

One Jumped overboard

And now there are 4

4 Pirates heading out to sea

One stole all the Captain's gold

And now there are 3

3 Pirates with not a lot to do

One was made to walk the plank

And now there are 2

2 Pirates having lots of fun

One drank all the first mate's juice

And now there is 1

1 Pirate sitting in the sun

He decides to abandon ship

And now there are none



**Use an old washing up bowl, some pebbles or sand from the garden and a bit of foliage for seaweed.... add a doll or action figure..add gems or coins as treasure. Here is an elaborate example...water and bubbles are always fun too- or kitchen foil for the ocean!**



**Ask your child questions to get them to imagine wonderful things....**

‘Imagine you are sitting on that rock. Close your eyes, you can here waves crashing and the sun is warm on you face, you can feel sand in your toes.....’

- Would you like to live here?
- Why?
- Would you have a different name?
- Which creatures might you make friends with?

**We hope that you have fun trying  
out some of these activities.**

