



HILL WEST *Primary*

FOUR OAKS

Home Learning Pack Year 1



Dear Swifts and Swallows,

We are missing you all so much and can't wait to see your smiles again soon! We hope you and your family are all doing okay. We understand that being away from your friends is so difficult but fingers crossed we will be back together soon, when it is safe. 😊

School doesn't seem to be the same without you all running around the playground and laughing in the classroom. Mr Carroll has been looking after the school field and has ensured that it is ready for us all to play on 😊.

We have (Miss Beardmore, Ms Bailey and Mrs Swain) all celebrated our birthdays in lockdown. It might have been strange but when we come back to school we will arrange a birthday party to celebrate all of the lockdown birthdays 😊. We can sing, dance and have lots of treats together but don't tell Dr Clarke ;))

I (Miss Beardmore) have been very busy doing lots of exercise. I have taken up running once a week and I do regular HIIT sessions with my Netball team. I reckon I could give Joe Wicks a run for his money! Maybe we will do a morning HIIT session when we get back...


I (Ms Bailey) have been playing lots of games with my children both in the garden and on the Nintendo switch, winning all of the races on Mario Kart. My dog has been to the vets and had an operation to make his leg better, so I have spent lots of time cuddling my dog too.

We hope you have all been tuning in to Mr Minto on the school's twitter page. Mr Minto can't wait for the barbers to open, he is even calling himself Mr Twit! Mr Minto got a little surprise when his dog gave birth to 8 puppies 😊. They are very cute and take up a lot of his time caring for them.

Mrs Swain has been very busy in her garden and has enjoyed spending time with her family, ensuring her two boys have been doing their school work each day. She has also been going on lots of walks around Sutton Park... if you're lucky you may see her and give her a wave!

Lots of Love

From the Year 1 Team 😊



Home Learning Links

World Book Online

World Book online have just made their fabulous collection of over 3,000 e-books and audiobooks available for free for children to access at home. They have books suitable for all ages. Click on the following link to access them.

<https://worldbook.kitaboo.com/reader/worldbook/index.html?usertoken=Mjk5MzQ6MTpJUjA5MjAxNjoyOmNsaWVudDE2OTc6MTY5NzoyMjE2Mjg4OjE6MTU4NDM4MDEzMzA2Mjp1cw%3D%3D>

Read Works.org

Read Works offers access to 3000+ comprehension for all age groups. Just sign up for a free account to access fantastic texts.

<https://www.readworks.org/>

Beanstalk

Beanstalk website is packed with lots of interactive materials for children aged 1 to 6. They are offering free access to all families during the COVID-19 pandemic.

<https://beanstalk.co/>

Twinkl

Twinkl literally have 10s of thousands of quality resources for all areas of the curriculum. What's better is they are offering a month's free access (with no subscription) for all families. Just search for a topic, e-book, spellings, arithmetic, science – the possibilities are endless.

www.twinkl.co.uk/offer

Tutortastic

An online platform with tutorials and videos for home learning.

<https://www.tutortastic.co.uk/blog/homelearning>

Education Quizzes

A series of short quizzes for children to complete related to the National Curriculum subjects. Just select KS1 for Reception, Year 1 & Year 2 and select KS2 for Years 3-6.

<https://www.educationquizzes.com/ks1/>

Top Marks

A range of activities here but especially good interactive activities for maths.

<https://www.topmarks.co.uk/>

Classroom Secrets

Classroom Secrets Kids is offering free access to everyone until the end of April 2020. The platform is aimed at primary aged children and covers subjects such as maths, reading, grammar and spelling. The platform is really child-friendly so that they're able to access it on their own. There are a load of games and interactive activities from phonics to SATs

<https://kids.classroomsecrets.co.uk/>

National Geographic

National Geographic is a great platform for learning and it's totally free. There are online games, resources and competitions, too.

<https://www.natgeokids.com/uk/teacher-category/primary-resources/>

Year 1 Home Learning Mat



English

Reading:

- Please continue reading for 3x per week to an adult and record this in your diary.
- Please complete a reading eggs lesson twice weekly.
- Search for Mr Thorne or Geraldine the Giraffe on youtube and revise phase 3 and 5 sounds. (There is also an app)
- **Spelling:**
- Use www.spellingframe.co.uk to practise the year group spelling rules.

Maths

- Complete your Mathletics homework weekly.
- Continue to access Times Tables Rock Stars daily.
- You can also use 'Hit the button' on <https://www.topmarks.co.uk/maths-games/hit-the-button> to practise your times tables and fluency facts.
- Practise recall of number facts such as bonds to 10 and 20. Counting in 2's, 5's and 10's.
- Practise reading and comparing numbers to 50 then 100.

If you feel well enough to continue with your school work, please follow the guidelines on this home learning sheet. Some of these activities need internet access but if this is difficult, please just complete the activities in the Home Learning Packs. If you require a printed pack, these will be available from the school office between 8.45 and 3.30pm.

If you encounter any trouble, please email

enquiry@hillwest.bham.sch.uk

Fitness

- Use www.youtube.com to complete a Joe Wicks workout to keep active!
- Mr Minto on a Monday on Twitter.

Mental Health and Well-being

- Cosmic Yoga- Yoga videos designed for children 3+ www.youtube.com/user/CosmicKidsYoga
- BBC Supermovers- interactive videos to support KS1 and KS2 Maths, English, PSHE and PE learning www.bbc.co.uk/teach/supermovers
- Go Noodle- YouTube (and on their own website). Hundreds of 'brainercise' dancing, strength, mindfulness videos www.youtube.com/user/GoNoodleGames/featured

ICT

- ICT games for English and Maths- www.ictgames.co.uk/
- Phonics Games <https://kids.classroomsecrets.co.uk/category/year-1/year-1-phonics/>
- Phonics Play <https://www.phonicsplay.co.uk/#>
- A fantastic site offering free coding lessons for all age ranges, all free! www.code.org
- Download scratchjr app and get coding at home.
- Practise general typing skills, you could write stories or a journal. There are fun typing games here: www.kidztype.com
- Create mood board about anything you like! Children have practised copy and paste from the web in class already.

Science

- Explorify for Science- www.explorify.wellcome.ac.uk
- Conduct some simple experiments at home, encourage exploration and questioning. Some ideas here : www.dayoutwiththekids.co.uk/blog/easy-cool-science-experiments-for-kids
- Plant some seeds and watch them grow! Record observations and make notes.
- Collect some frog spawn and learn about life cycles.

Phonics

Read the text, can you spot the phase 5 digraph? Circle/highlight it and then answer the reading comprehension questions.

Phase 5 –au digraph

Dear Paul,

I wanted to remind you that tomorrow is the launch of the book 'The Haunted House', by the author Alex Whiteoak.

He told me that he has been working on the book since August. It took him such a long time because he was exhausted after his last book tour.

At the launch, since it is autumn time, we went for an orange, red and brown theme. There will be drinks, hot dogs and burgers with sauce. After the food, Alex will read a section from the book.

I really hope that the audience give Alex a huge applause. Maybe some people might want his autograph too!

Looking forward to seeing you,
Laura



Alex Whiteoak



Questions

1. Find and circle all the words in the text that contain an 'au' grapheme.

How many words did you find?

2. What is the name of the book by Alex Whiteoak?

3. When did Alex begin working on the book?
Tick one.

☐

April

☐

August

☐

March

4. What two things can people choose to eat at the book launch?

Phase 5 – ea digraph

Dear May,

I am glad you are having fun. I am not! Today, I broke my green necklace and lost all the beads! Then, I took Pete the dog for a walk but I lost the lead. Pete got covered in mud and leaves.



When I got home, Dad was so cross he wouldn't even speak to me. For tea it is beef stew and I hate meat! I wanted to read a book to cheer myself up but there is a leak in my bedroom so I can't! It is just not my day. I hope I am in a better mood next time I see you. Maybe you will bring me home a treat?

Lots of love and see you next week.

Daisy xxx

Questions

1. What colour were the beads on the necklace that Daisy broke?

2. What did Daisy lose on her walk? Tick one.

☐

Pete's lead

☐

her book

☐

her new coat

3. Can you find and copy **four** words with the 'ea' sound?

4. What treat do you think May might bring home for Daisy?

Phase 5 – ir digraph

Dear Merlin,

I want to tell you all about my dance class! I think you would love it. All the girls and boys line up and when the music starts to play, we twirl and whirl! You should see the way my skirt swirls around as I dance!

Yesterday, a bird flew into the hall as we were learning our dance! The bird flapped and chirped, and made the hall very dirty. The bird even made the teacher's shirt dirty! "Look at your shirt, sir!" said one of the girls. It was very funny.

I hope you will come and see our swirly dance when it is finished!

Lots of love, Shirley x



Questions

1. Find and copy four words with the 'ir' sound.

2. What flew into the hall while the children were dancing?

3. Who is Shirley writing to?

4. Finish the sentence.

All the _____ and boys line up and when the music starts to play, we _____ and _____ !

Phase 5 – ue digraph

Dear Prue,

I've been staying with my cousins in Cornwall for the summer. We made up a game where we had to solve clues to rescue a stolen statue from a pirate. My uncle was the baddie, Captain Bluebeard.

Auntie Sue helped us make the statue. We used lots of paper and glue stuck around an old plant pot.

While we waited for the glue to dry, we went into town to get some gold paint for the statue. The only time we started to argue was when we had to wait until 20 past 12 in the queue at the bus stop when the bus was due at 12 o'clock!

I hope you have had a good holiday. Dad said you went to Florida. Is that true? Lucky you!

Lots of love

Lewis



Questions

1. Who was Captain Bluebeard? Tick one.

☐ Lewis's uncle

☐ Auntie Sue

☐ Prue

2. What colour did they paint the statue?

3. Why did the cousins begin to argue?

4. Complete the sentence by finishing the 'ue' words.

Auntie S_____ helped us make the _____t____.

We used lots of paper and _____l_____ stuck around an old plant pot.

Phase 5 – split digraph

Dear June,



I am having a really super holiday in Greece! The huge hotel we are staying in has a pool with a flume! When I'm not in the pool, I like to race my brother to the beach and eat ice cream cones in the shade.

In the evening, we sit around the fire and play games. The food here is yummy. Yesterday, I had chocolate cake and apple pie for pudding!



Tomorrow, we are going on a blue boat to an island called Crete. I hope we will see some stone ruins.

I can't wait to see you when I get home.

Kate xxx

Questions

1. Find and sort the words with split digraphs.

'a-e'	'e-e'	'i-e'	'o-e'	'u-e'

2. What has Kate been doing on holiday? Tick **two**.

- ☐ playing games
 ☐ surfing
☐ racing her brother
 ☐ flying a kite



3. What does Kate hope to see in Crete?

4. What do you like to eat on holiday?

Phase 5 - Complete the missing split digraphs in these words

c _ v _ 	fl _ m _ 	_ v _ n _ 	compl _ t _ 	inv _ t _ 	sl _ d _
br _ d _ 	b _ n _ 	h _ m _ 	gl _ b _ 	c _ b _ 	t _ b _

All phonic phase game – Roll the dice, say the sound (counters and a dice needed)

	78 x	77 sh	76 ew	75 ou	74 wh	73 ee	72 i_e	71 a_e	70 zz
60 ch	61 cr	62 ai	63 ph	64 ck	65 oo	66 ew	67 ure	68 ff	69 br
59 air	58 ur	57 oy	56 ey	55 ir	54 igh	53 ea	52 ll	51 u_e	50 tw
49 ss	41 nd	42 scr	43 sp	44 sk	45 au	46 str	47 ir	48 ar	49 gr
39 ng	38 or	37 o_e	36 ow	35 ie	34 oy	33 aw	32 ue	31 ear	30 fry
29 sn	21 igh	22 dry	23 dr	24 or	25 ew	26 oe	27 cry	28 ie	29 oa
19 e_e	18 er	17 ue	16 ure	15 aw	14 oo	13 ur	12 sp	11 br	10 oi
0 	1 ai	2 ee	3 ea	4 wh	5 a_e	6 ph	7 j	8 ck	9 th

Go up the ladders and down the snakes

You must correctly read the digraph or consonant blend you have landed on, before you can roll again.

Tricky words - Phase 4 and 5

Once complete, practise writing these in your neatest handwriting and/or put them in a sentence.

How many tricky words can you fit in one sentence?

y	k	m	c	t	h	e	i	r
k	c	s	d	g	o	g	q	i
f	o	k	p	c	t	M	r	s
u	u	l	t	b	h	y	v	e
e	l	p	o	e	p	h	v	M
p	d	i	p	d	j	p	i	r
i	l	l	o	o	k	e	d	t
h	b	a	s	k	e	d	z	c
k	y	c	a	l	l	e	d	n

people
their
called
looked

asked
could
Mr
Mrs

c	n	d	e	e	z	i	z	c	s	y	j	c
m	f	e	e	d	p	b	y	d	o	w	x	o
g	v	f	l	q	w	s	s	m	p	k	m	e
z	k	a	f	u	g	a	w	e	g	t	e	e
l	m	y	e	m	j	i	f	w	z	h	e	e
i	k	l	w	m	i	d	h	a	v	e	i	e
k	k	o	o	q	a	g	u	x	w	r	o	e
e	n	z	u	l	i	t	t	l	e	e	m	e
a	h	k	t	h	x	p	w	f	r	u	q	h
r	x	a	k	w	h	w	h	a	t	e	i	h
e	s	k	q	v	z	v	n	a	l	d	y	h
o	n	e	w	h	e	n	c	x	r	t	h	e

said
have
like
some

come
little
one
were

there
what
when
out

Reading



Summer Reading BINGO

READ OUTSIDE	READ TO A STUFFED ANIMAL	READ TO SOMEONE ELSE	READ WHILE WEARING A HAT	UNDER THE COVERS
READ ON A BEACH TOWEL	READ ON A FRIDAY	READ IN A CAR	READ A NON-FICTION BOOK	WHILE EATING BREAKFAST
READ AFTER DINNER	READ UNDER A TREE	FREE SPACE	READ ON THE COUCH	READ SITTING ON THE FLOOR
READ IN A SWIMSUIT	READ WITH A FLASHLIGHT	READ IN A FORT	READ POETRY	READ TO SOMEONE ON THE PHONE
READ SOMETHING THAT CAME IN THE MAIL	READ TO YOUR PET	READ IN SOMEONE ELSE'S BED	READ IN YOUR PAJAMAS	READ A BOOK ABOUT ANIMALS

Read the beginning of the poem **Bed in Summer** by **Robert Louis Stevenson** and answer the following questions.

Bed in Summer

In winter I get up at night

And dress by yellow candle-light.

In summer, quite the other way,

I have to go to bed by day.

I have to go to bed and see

The birds still hopping on the tree,

Or hear the grown-up people's feet

Still going past me in the street.

By Robert Louis Stevenson



1. **When** does the child in this poem have to get up in **winter**? **Tick one.**

in the day
at lunchtime
at night
in the afternoon

2. **Find and copy** 8 words in the poem that **rhyme**.

3. **What** does the child in the poem **hear** when going to bed in summer?
Tick one.

birds in the tree
grown-up people's feet
cars in the street
children playing

4. Do you think the child in the poem prefers going to bed in **summer** or **winter**? **Why?**

Beach Habitat

Habitats are places that plants and animals live.

What Do Animals and Plants Need from a Habitat?

food

water

shelter

What Might You Find in a Beach Habitat?

Mammals	 seal	 otter	 porpoise
Birds	 puffin	 seagull	 oystercatcher
Minibeasts	 prawns	 starfish	 hermit crab
plants	 seaweed	 marram	 sea holly

How Are the Creatures Suited to Live Here?

Oystercatchers use their strong, flattened, red bills to break open shellfish to eat. Puffins use their wings to help them swim and dive for fish. Otters use their webbed feet to swim and their tails to push, steer and balance themselves.

What Could We Do to Help Look after Our Beaches?

- Keep a safe distance away from animals instead of touching them.
- Leave the shells at the beach instead of collecting them.
- Take litter home instead of dropping it.
- Take photos of plants and flowers instead of picking them.










Questions

1. Tick two things animals and plants need from a habitat.
☐ wings
☐ shelter
☐ food
2. What is marram? Tick one.
☐ a mammal
☐ a plant
☐ a minibeast
3. Find and copy **one word** which means 'tough'.

4. Complete the sentence by adding in the missing word.
 Otters use their webbed feet to swim and their tails to _____, steer and balance themselves.
5. What could you do to help look after our beaches? Tick one.
☐ take photos of plants and flowers
☐ collect shells
☐ pick plants and flowers

2020 Reading Challenge

See how many challenges you can complete this school year. Tick each challenge off when you have completed it.

<p>Fill out 'My Book Recommendation for a Classmate'.</p> <p><input type="checkbox"/></p>	<p>Read a book that one of your classmates has recommended.</p> <p><input type="checkbox"/></p>	<p>Read a book that you've heard the audiobook of.</p> <p> <input type="checkbox"/></p>	<p>Read a book written by an author that you have learnt about at school.</p> <p><input type="checkbox"/></p>
<p>Share your book with a friend and take it in turns to read a page each.</p> <p><input type="checkbox"/></p>	<p>Read a book with chapters.</p> <p> <input type="checkbox"/></p>	<p>Read a non-fiction book about something that interests you.</p> <p><input type="checkbox"/></p>	<p>Pick up a leaflet when you are out and read it.</p> <p><input type="checkbox"/></p>
<p>Choose a book from your school library to read.</p> <p><input type="checkbox"/></p>	<p>Write a 'School Library Book Review' for the school library book you read.</p> <p><input type="checkbox"/></p>	<p>Read a fiction book.</p> <p> <input type="checkbox"/></p>	<p>Read a book that someone in your family read when they were young.</p> <p><input type="checkbox"/></p>
<p>Read a children's newspaper.</p> <p> <input type="checkbox"/></p>	<p>Read a book that is set in a different time in history.</p> <p><input type="checkbox"/></p>	<p>Read a poetry book.</p> <p> <input type="checkbox"/></p>	<p>Read a book that features mythical creatures, such as dragons or aliens.</p> <p><input type="checkbox"/></p>
<p>Read a book that is about a real person.</p> <p><input type="checkbox"/></p>	<p>Read a book that is set in a different country.</p> <p><input type="checkbox"/></p>	<p>Read a book that is set in space.</p> <p> <input type="checkbox"/></p>	<p>Read a play.</p> <p> <input type="checkbox"/></p>

2020 Reading Challenge

My Book Recommendation for a Classmate

Title: _____

Author: _____

I liked it because... _____

School Library Book Review

Book name: _____

Author: _____

Reviewed by: _____

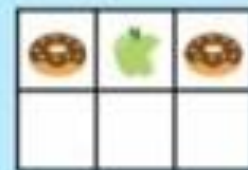
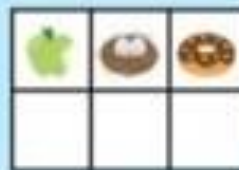
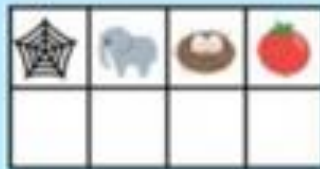
This book is about... _____

This book is great if you like... _____

Writing

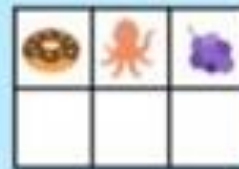

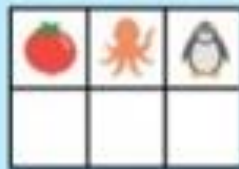
Secret Sentences 1

Can you work out the secret sentence by writing the **first** letter of each pictured object in the box below it?



Secret Sentences 2

Can you work out the secret sentence by writing the **first** letter of each pictured object in the box below it?



Write a set of instructions for something you can make, build or do (cake, Lego figure, riding a bike etc).

Remember to use the time adverbs – First, Second, Next, After that, Finally, Lastly.

Also, you should include those imperative verbs (aka bossy verbs) – put, hold, add, wash, use etc.

Title : How to make a
What you need :
What to do
1.
2.
3.
4.
5.

Setting description – use the adjectives to write about the setting in the picture (any words you do not understand use a dictionary to find the meaning and/or come up with some of your own).



Key Words

cold freezing snowy
icy bright white lonely
quiet beautiful dangerous
chilly bitter remote
breathtaking arctic

Can you write a paragraph about this setting?



Key Words

windy warm hot tropical
beautiful magnificent
noisy dangerous
ferocious swashbuckling
daring sandy exciting
adventurous frightening

Can you write a paragraph about this setting?

My Home Learning 2020 Diary Date _____


Monday	
Tuesday	
Wednesday	
Thursday	
Friday	

Three new words I learnt this week:

A-B-C

Three websites I enjoyed exploring:

The best game I played this week:



The best thing I saw outside:

Something creative I did this week:

Funniest moment of the week:

What I hope to achieve next week:

My exercise tracker:

Colour in one picture every time you do something physical!



Handwriting – practise the months of the year and then have a go at writing them in a sentence.

I can write the months of the year!

January

February

March

April

May

June

July

August

September

October

November

December

Practising the days of the week song (you tube – days of the week Adams Family theme tune).

Days of the Week

Sunday, Monday, Tuesday, Wednesday, Thursday, Friday, Saturday

Today is Monday.

What day is tomorrow?

What day was yesterday?

Today is Thursday.

What day is tomorrow?

What day was yesterday?

Today is Tuesday.

What day is tomorrow?

What day was yesterday?

Today is Wednesday.

What day is tomorrow?

What day was yesterday?

Today is Friday.

What day is tomorrow?

What day was yesterday?

Months of the year – put all the letters on individual post it notes and/or use magnetic letters to help decode the unscrambled months of the year.

Months of the Year	
Unscramble the words	
uyjnara	<input type="text"/>
ryfbeura	<input type="text"/>
hcmra	<input type="text"/>
lapir	<input type="text"/>
yam	<input type="text"/>
enju	<input type="text"/>
yjlu	<input type="text"/>
gtsuua	<input type="text"/>
tmesperbe	<input type="text"/>
tcobore	<input type="text"/>
vonmereb	<input type="text"/>
cedmeerb	<input type="text"/>

Maths

Revise numbers bonds of 10 and 20 before completing.


Work out all the numbers sentences below first before sorting – use any resources necessary to supporting working out (cubes, counters, coins, etc).

Bonds that make 20	Bonds that do <u>NOT</u> make 20

$9 + 11$	$13 + 7$	$16 + 4$	$16 + 5$
$20 + 0$	$3 + 17$	$13 + 8$	$6 + 13$
$14 + 5$	$8 + 13$	$12 + 8$	$12 + 6$
$5 + 15$	$18 + 3$	$4 + 15$	$7 + 14$
$7 + 13$	$6 + 15$	$2 + 18$	$17 + 3$

Measuring using a ruler (cm) – First measure all the coloured pencils and write there measurements next to each. Then answer the questions below and come up with some of your own comparative sentences (eg. longest and shortest).

What is the answer word for longer and shorter?



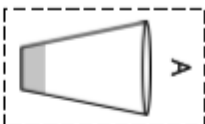
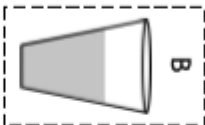
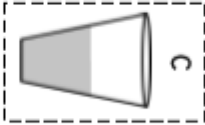
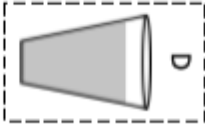
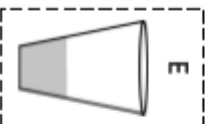
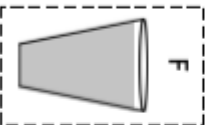
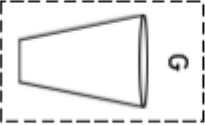
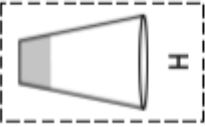
How many ways can you complete the following sentences?









































The _____ pencil is longer than the _____ pencil.

The _____ pencil is shorter than the _____ pencil.

The _____ pencil is longer than the _____ pencil but shorter than the _____ pencil.

Pick objects you can measure the capacity of using a cup and then compare them using mathematical language



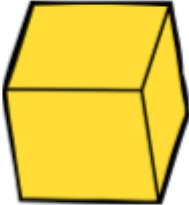
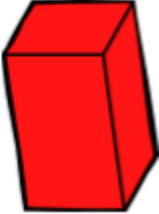


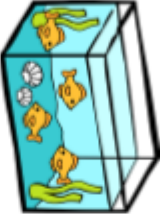


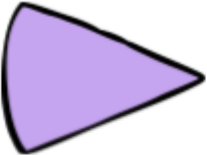
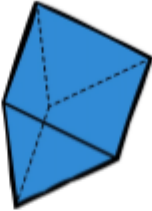
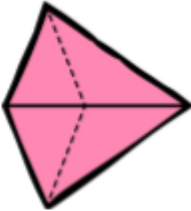




	Empty	Full
		
		
		
		
		
		
		
		

Task 1: Select two cards and compare the capacity using $<$, $>$ or $=$.
Task 2: Select three or more cards and order them from least to most capacity.

Shapes – Match the shapes together


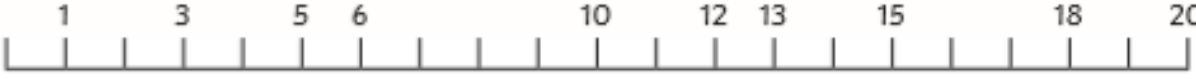
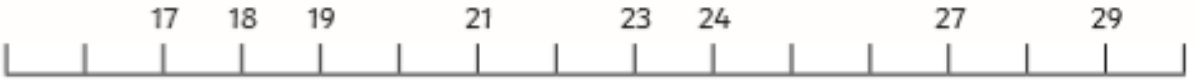
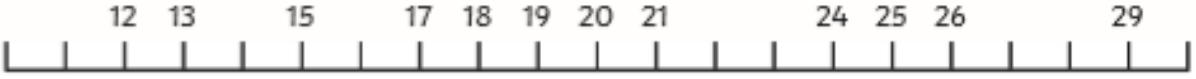


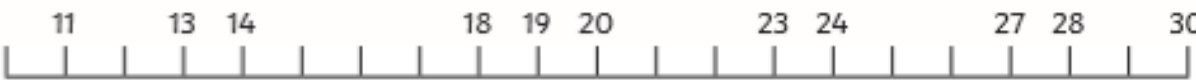
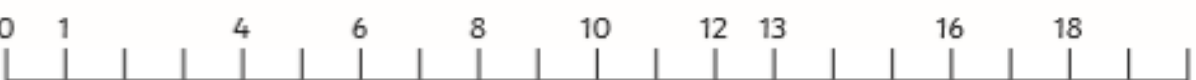
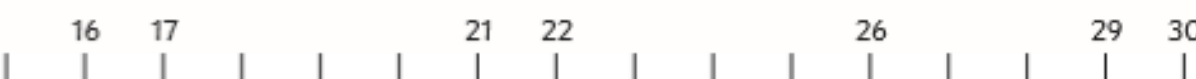
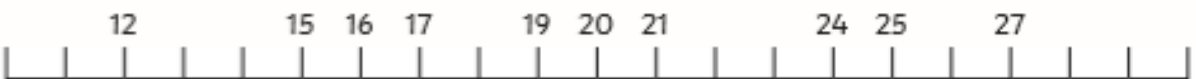
Can you find these shapes in your house?

			
cuboid	cube	cylinder	sphere
			
			
triangular prism	tetrahedron	square-based pyramid	cone
			

Cut out the cards and match them by shape, name and real-life object.

Counting – complete the number lines

Once completed make your own number lines to 50 or even 100.

1.	
2.	
3.	
4.	
5.	
6.	
7.	
8.	
9.	
10.	

Challenge – Can you create a number line for the next set of numbers after 30?



Adding and Subtracting to 50 – using a number line, counters and any other resources to support.

Grid Challenge – colour in all the 2s, 5s and 10s in different colours

If you know other times tables add those in too.

1	2	3	4	5	6	7	8	9	10
11	12	13	14	15	16	17	18	19	20
21	22	23	24	25	26	27	28	29	30
31	32	33	34	35	36	37	38	39	40
41	42	43	44	45	46	47	48	49	50
51	52	53	54	55	56	57	58	59	60
61	62	63	64	65	66	67	68	69	70
71	72	73	74	75	76	77	78	79	80
81	82	83	84	85	86	87	88	89	90
91	92	93	94	95	96	97	98	99	100

Once completed practise
spelling numbers in words
(up to 50)

★ ★ ★						★ ★ ★									
NUMBER WORDS															
★	0	zero	11	eleven	20	twenty	★								
★	1	one	12	twelve	30	thirty	★								
★	2	two	13	thirteen	40	forty	★								
★	3	three	14	fourteen	50	fifty	★								
★	4	four	15	fifteen	60	sixty	★								
★	5	five	16	sixteen	70	seventy	★								
★	6	six	17	seventeen	80	eighty	★								
★	7	seven	18	eighteen	90	ninety	★								
★	8	eight	19	nineteen	100	(one) hundred	★								
★	9	nine													
★	10	ten													
★ ★ ★						★ ★ ★									

Awe and Wonder

Fizzy Colours

You will need:



Method:

1. Pour out the bicarbonate of soda into the tray and spread it out.
2. Drop a few blobs of different coloured food colouring into each paint pot.
3. Top up to half full with white vinegar.
4. Put a paintbrush or medicine syringe into each paint pot.
5. Suck the coloured vinegar into the syringe or soak the paintbrush.
6. Drip the colour into the tray. What happens to the powder? What happens to the liquid?
7. Once you have dripped 2 or more colours use the brush to mix the 2 colours together. What happens?
8. What can you see in the mixture?



The Science

You just made a chemical reaction! You mixed the acid (vinegar) and the alkali (bicarbonate of soda). Did you see the bubbles of carbon dioxide (CO_2)? That is a gas. The bicarbonate of soda is an alkali, it reacts or changes when it mixes with an acid like vinegar because they are very different. If you mix either one with water (which is neutral, not an acid or an alkali) nothing happens because they are not as different.

Science Experiment

Fizzy Colours

Which ingredient(s) do you think will make it fizzy?

What happens when the vinegar is mixed with the colours?

What do you think will happen when the colour is mixed with the powder?

What happened when the colour was mixed with the powder?




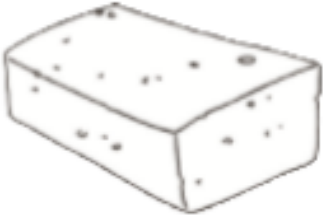

How can you create different colours?

Explain what happened in the experiment to a friend.

Materials – to find out whether materials will absorb water or will not (test other materials once completed).

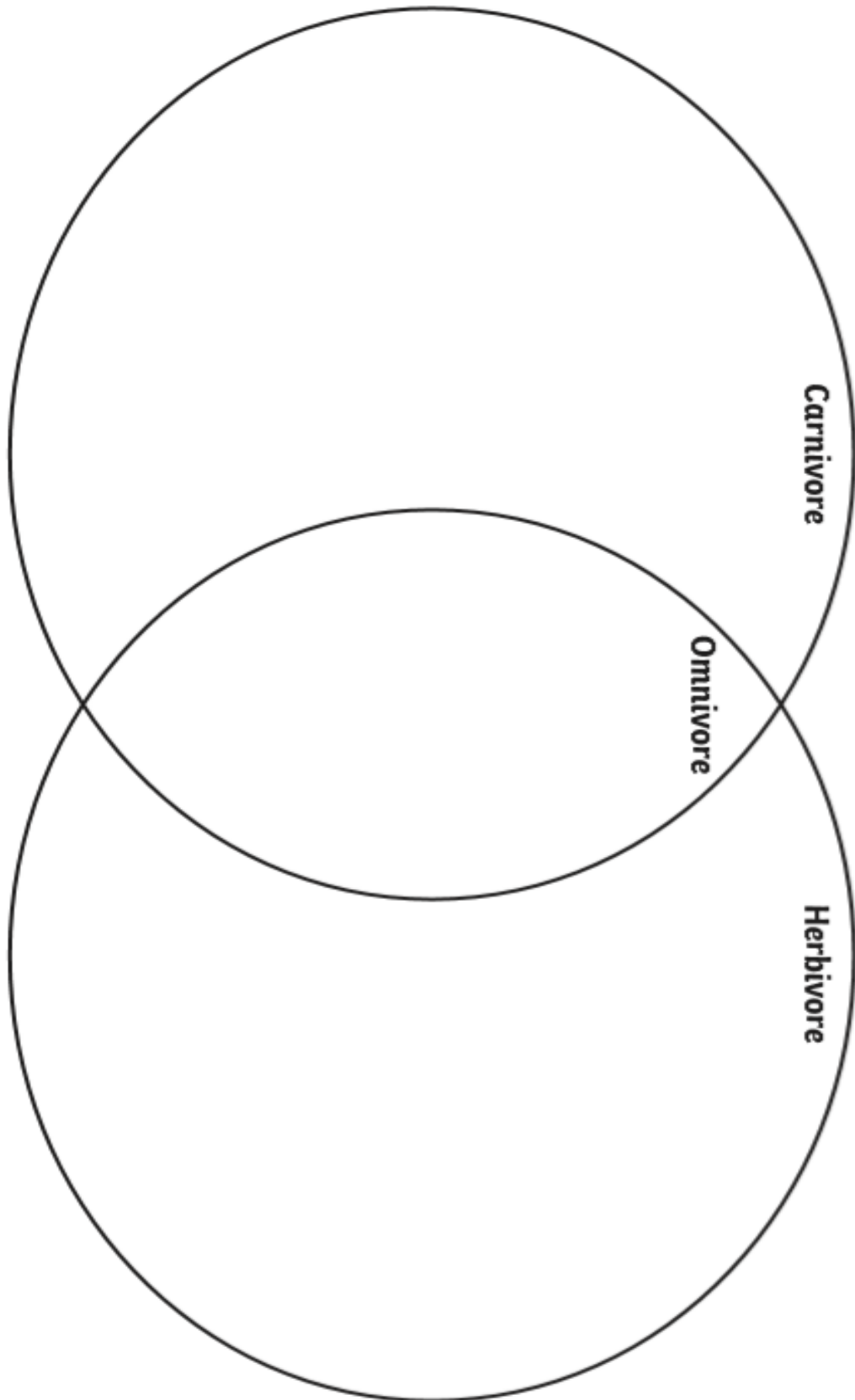
Investigate these materials using a pipette and some water.

Are they **absorbent** or **non-absorbent**?



















Material	Is it absorbent? Yes/No
 cotton wool	
 fabric	
 newspaper	
 sponge	
	

Classifying animals – First revisit the meaning of carnivore, omnivore and herbivore, writing the meaning underneath each. Then sort the animals into each box.

Sort the animals into the correct section of the Venn diagram below.



Carnivore, Herbivore or Omnivore?

 <p>Wolf</p>	 <p>Squirrel</p>	 <p>Eagle</p>	 <p>Reindeer</p>	 <p>Giraffe</p>	 <p>Dog</p>
 <p>Cow</p>	 <p>Tiger</p>	 <p>Rabbit</p>	 <p>Polar Bear</p>	 <p>Pig</p>	 <p>Dolphin</p>
 <p>Monkey</p>	 <p>Horse</p>	 <p>Lion</p>	 <p>Badger</p>	 <p>Frog</p>	 <p>Rhinoceros</p>