



HILL WEST *Primary* FOUR OAKS

Reception
Week Beginning 11.01.21



Home Learning Links

Oxford Owl

For a limited time, the Oxford reading scheme books we use to support your child's reading in school and at home are providing free access to selected books. All you need to do is click on the link below and register an email to get reading.

<https://home.oxfordowl.co.uk/books/free-ebooks/>

Phonics Play

This is a great resource that we use in school to support the teaching of phonics. They have a range of games for the children to complete where they will be applying their phonic knowledge. Some of the games are free or you can subscribe for free 7 day trial which allows you full access

<https://new.phonicsplay.co.uk/>

Oak National Academy

This website has been created by 40 teachers from some of the leading schools across England, backed by government grant funding. Here you can access all of our lessons. Either you can follow a set plan of lessons across a range of subjects, or you can access particular lessons in certain subjects.

<https://www.thenational.academy/online-classroom/reception#schedule>

Teach your monster to read

Create a monster and take it on an adventure through a magical world. Travel to exciting places, meet fun characters, play games and win prizes as your monster learns the first steps of reading. Minigames help children to develop speed and accuracy of letter recognition. Lots of blending, segmenting and tricky words. Read for purpose with magical little books. A great way to help your children with reading at home.

The website is free.

<https://www.teachyourmonstertoread.com/>

White rose maths

The White Rose Maths Team has prepared a series of five maths lessons for each year group. They add five more each week for the next few weeks. Every lesson comes with a short video showing you clearly and simply how to help your child to complete the activity successfully.

<https://whiterosemaths.com/homelearning/early-years/>

Letters and Sounds

Filmed phonics lessons that follow phases 2 to 5 of the Letters and Sounds programme for reception, year 1 and learning to blend. Parent guidance videos.

https://www.youtube.com/channel/UCP_FbjYUP_UtldV2K_-niWw

Numberblocks

We use the Numberblocks to support our teaching of Maths Mastery. Check out the website for clips to help support your child's maths development.

<https://www.bbc.co.uk/cbeebies/shows/numberblocks>

World Book Online

World Book online have just made their fabulous collection of over 3,000 e-books and audiobooks available for free for children to access at home. They have books suitable for all ages. Click on the following link to access them.

<https://worldbook.kitaboo.com/reader/worldbook/index.html?usertoken=Mjk5MzQ6MTpJUjA5MjAxNjoyOmNsaWVudDE2OTc6MTY5NzoyMjE2Mjg4OjE6MTU4NDM4MDEzMzA2Mjp1cw%3D%3D>

Read Works.org

Read Works offers access to 3000+ comprehension for all age groups. Just sign up for a free account to access fantastic texts.

<https://www.readworks.org/>

Beanstalk

Beanstalk website is packed with lots of interactive materials for children aged 1 to 6. They are offering free access to all families during the COVID-19 pandemic.

<https://beanstalk.co/>

Education Quizzes

A series of short quizzes for children to complete related to the National Curriculum subjects. Just select KS1 for Reception, Year 1 & Year 2 and select KS2 for Years 3-6.

<https://www.educationquizzes.com/ks1/>

Top Marks


A range of activities here but especially good interactive activities for maths.

<https://www.topmarks.co.uk/>

Key Question Week 2: Who is that trip trapping over the bridge?
Key Text for Linked Learning: The Three Billy Goats Gruff This week the children will be continuing their learning on traditional tales. They will be looking at the classic – The Three Goats Gruff.
PSED: Children will be talking about their own likes and dislikes this week. We will be discussing if it is ok to like something our friends might not like e.g. broccoli or playing football.
Communication and Language: Children will be acting out the narrative of ‘The Three Billy Goats Gruff’. They will be creating masks to support their story telling. The children will also be working on their listening skills through fun and active listening games.
Physical Development: In Physical Development this week, the children will be continuing to develop their underarm throw. They will be using large balls this week to throw at a target. The children will continue focusing on the correct formation of the letters in their name.
Literacy: In phonics this week, the children will be learning the new sounds y, z, zz and qu . The children will be learning to read and write the tricky words we and me . In writing, they will be looking at descriptive language to describe the characters from the book, focusing on the troll. They will be encouraged to write words or even a simple sentence to describe the troll e.g. he is bad. Children will be continuing their work on sequencing stories and will sequence this week’s story.
Mathematics: In Number, the children will be learning about the numeral 9. The numberblock 9 will be introduced to them and they will be representing 9 in different ways e.g numicon, cubes, fingers, tens frame (same value, different appearance). They will be looking at what numbers make 9 and how the numeral 9 looks. In Shape, Space and Measure, the children will be exploring the size of objects. They will be encouraged to use the language smallest, smaller, middle, medium, large, largest, and biggest. The children will be ordering up to 3 objects by size.
Understanding of the World: Children will be using the ipads to create their own troll. They will use a paint style app where they will be encouraged to explore the different effects. The children will also be encouraged to use the camera on an iPad to take a photo of their finished bridge that they construct.
Expressive Arts and Design: Children will be recreating the bridge from the story of The Three Billy Goat Gruffs. They will begin by using construction such as Lego, Duplo, wooden bricks, before having ago a building their own from different materials such as paper, card, recyclable materials.
Vocabulary: The children will be exposed to this vocabulary this week. They will learn the meaning of these words too. Monstrous Gnashed Holler Trotted Meadow



This week our traditional tale is....




The Three Billy Goats Gruff

Characters

Setting

Our phoneme today is 'y'.



RECEPTION

Daily lessons teaching children to read letters and begin to blend to read words

Letters and Sounds Lesson - Y

<https://www.youtube.com/watch?v=jFR1LoM6Giw&feature=youtu.be>

Can you practise the formation of y?



Down the horn, up the horn and down under his chin.


Yy Yy Yy Yy

Meet our new number block, we are learning all about number 9 this week!



Here is a link to watch the adventures of number 9!


<https://www.youtube.com/watch?v=6QdwB7ZCyMA>




Fill in the table with your likes and dislikes (an adult could help you write them in) then fill in the likes and dislikes of someone in your house. Are they the same or are they different?

My Likes	_____ likes
My Dislikes	_____ dislikes

Talk with your adult and discuss why it is important/special that we do not all like the same things – your adult could write your response in the box below



Our phoneme today is 'z'.



RECEPTION

Daily lessons teaching children to read letters and begin to blend to read words

Letters and Sounds Lesson - z

<https://www.youtube.com/watch?v=jFR1LoM6Giw&feature=youtu.be>


Can you practise the formation of y?



Ziggy, Zaggy, Zippy

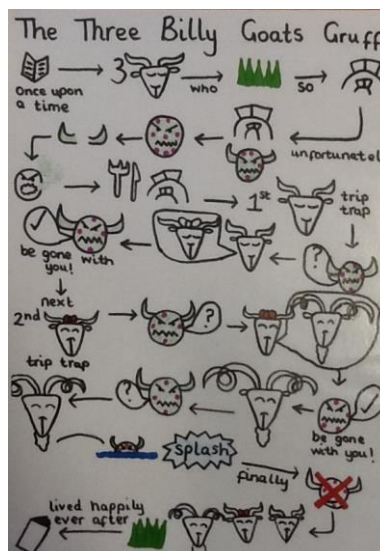
Zz Zz Zz Zz Zz

Today, we would like you to watch the National Oak Academy lesson on singing and mapping the story of 'The Three Billy Goats Gruff'.




Here is the link ...


<https://classroom.thenational.academy/lessons/to-sing-and-map-the-story-6xgkar>



This will help you with tomorrow's task!



Can you use the squares below to create your own number block 9?



Extra Challenge!



How many ways can you make the number block 9?


Make a bridge!

Can you find different objects in your home to help you create a bridge just like the one in the story! You could cut out the puppets on the next page and use them to re-tell the story! Here are some examples below.


Can you take a photo and tweet your finished creation to
[@hillwestprimary](https://twitter.com/hillwestprimary)







Our phoneme today is 'zz'.



RECEPTION

Daily lessons teaching children to read letters and begin to blend to read words

Letters and Sounds Lesson - zz

<https://www.youtube.com/watch?v=TPQhwBfKC-g&feature=youtu.be>

Can you sound button and read the words below?

bin

buzz

fizz


zip

yes

zap

jazz

Can you sequence the story of 'The Three Billy Goats Gruff' using the pictures below? Once completed, can you retell the story to somebody in your family?



Extra Challenge

Could you write a sentence about the story?

Cut the trolls out and stick them in the correct order starting smallest to largest!




Can you remember our tricky words from last week? See if you can unscramble them below.

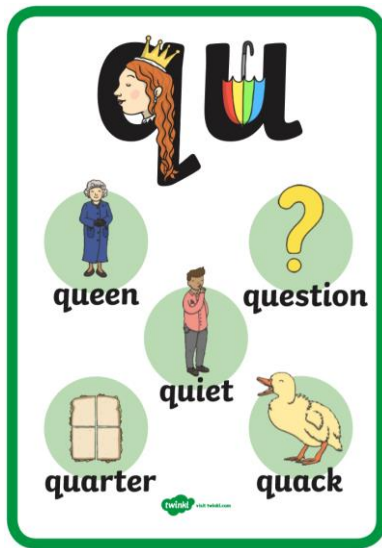
eh	
<u>hse</u>	

Our new tricky words for this week are below, can you cut them out and stick them around your house to read as you go?





Our phoneme today is 'qu'.



RECEPTION

Daily lessons teaching children to read letters and begin to blend to read words

Letters and Sounds Lesson - qu

<https://www.youtube.com/watch?v=WyeO5KFntZU&feature=youtu.be>


Can you practise the formation of q?




Round her head to her crown, down her plait and flick.




Nine can be made up of different Numberblocks! How many ways can you combine the Numberblocks to make 9? Finish colouring Nine in to make different pairs of numbers that total 9.




$$1 + \square = 9$$




$$2 + \square = 9$$




$$3 + \square = 9$$



$$4 + \square = 9$$




$$5 + \square = 9$$



$$6 + \square = 9$$




$$7 + \square = 9$$



$$8 + \square = 9$$


You will need this picture for our Teams meeting today.

After the Teams, can you write some descriptive words about the Troll.




You will need this completed for Friday's Teams session.

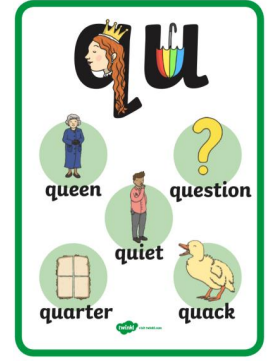

Follow the link below to learn the song about the Goats from the story. We will be singing it in tomorrow's Zoom.



<https://www.bbc.co.uk/teach/school-radio/eyfs-listen-and-play-billy-goats-gruff/zr3yt39>



Can you remember these phonemes that you have learnt this week?



RECEPTION

Daily lessons teaching children to read letters and begin to blend to read words

Letters and Sounds Lesson -
reading words


<https://www.youtube.com/watch?v=NDP0vXcs0Hw&feature=y>

The troll has hidden your new tricky words in this picture! Can you count how many times they appear and write them next to correct number?




	3
	4

Use your Troll sheet from yesterday. These words will help us to write a sentence using 'he'.




Create your own troll

How good is your imagination!? Design your own troll using whichever resources you would like, you could colour in the one below or draw your own. You could paint your troll or draw one on your tablet, be as creative as you wish!





j,v,w,x,y,z,zz Read and Race



Instructions

1. Roll the dice.
2. Sound out to blend the word you land on.
3. Who will finish first?

Roll it, Read it, Phase 3 Tricky Words

Roll the die, read the number, choose a word from that column. If you can read it then cover it with a counter.

Who can get the most counters on the board?



he

she

we

be

me

was

you

they

all

are

my

her

she

we

be

me

was

you

they

all

are

my

her

he

we

be

me

was

you

they

all

are

my

her

he

she

Read the words on this page, can you identify which of our new phonemes are in them? Cut them out and sort them into the table!

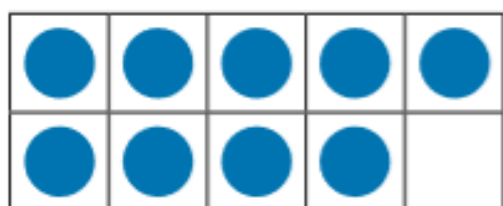
buzz	yes	quick
quit	fizz	yum
	zip	

y	z
zz	qu

I Spy Number Nine

Find and circle all of the number nines.

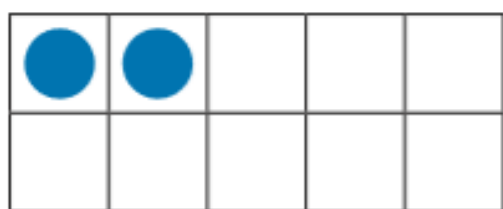
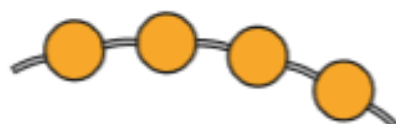
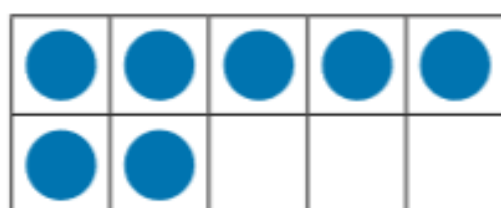
9



9



5




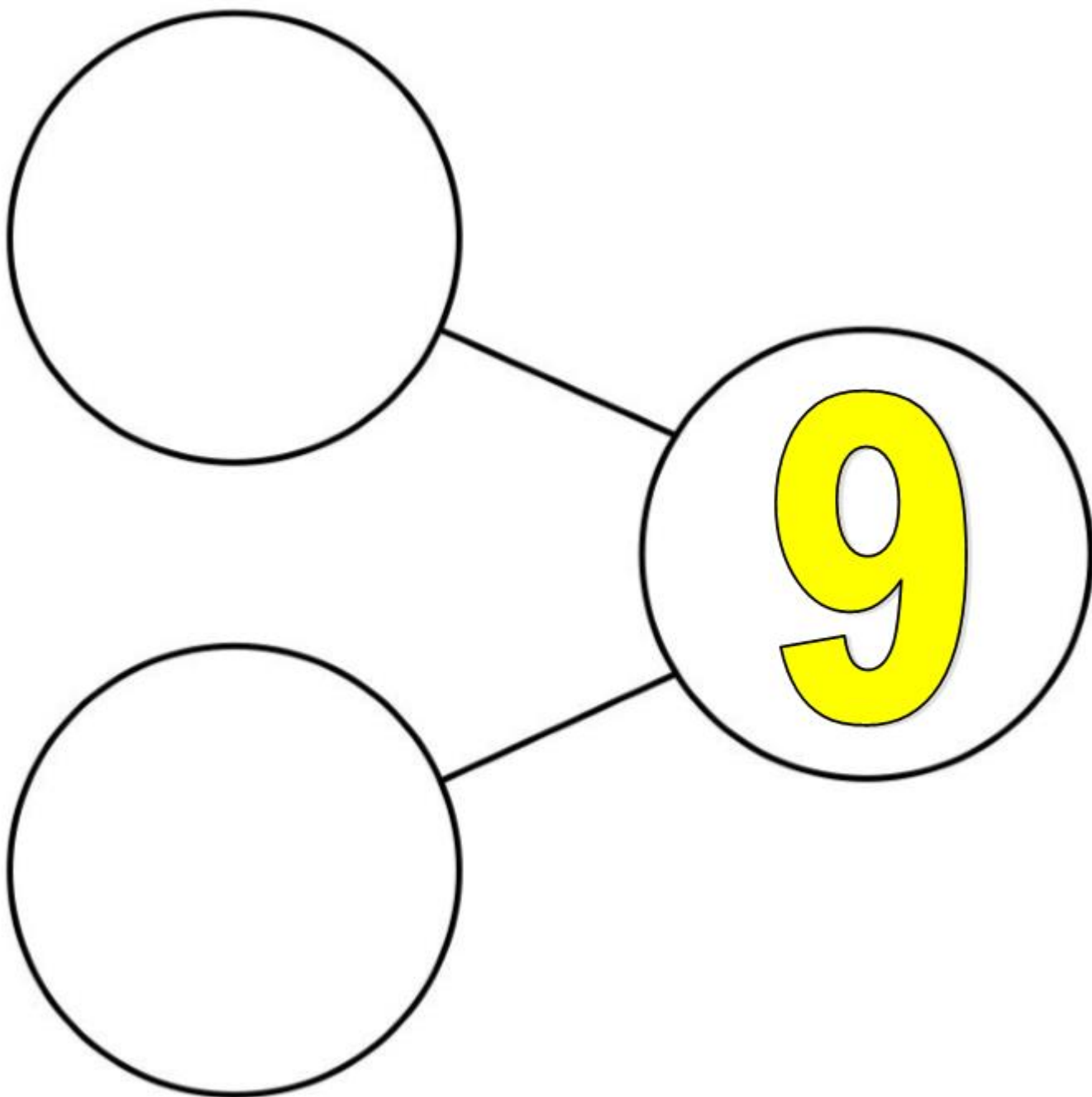
1

7



4





Maths: All about the Number Nine

Home Learning Challenges

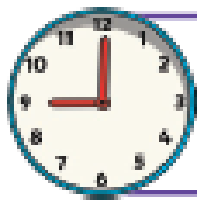
9

Hidden around the page are 9 ladybirds. Can you find them all? Can you draw a leaf for each ladybird? How many leaves did you draw?

999 is a very important number. It is the number of the emergency services, such as police, fire and ambulance. Draw a poster to tell people about this important number. You could write the number and draw a picture of some police officers, fire fighters or paramedics.



There were 10 grapes in a bunch. If Polly Parrot eats 1 grape, how many would be left on the bunch? You could draw a picture to help you work out the answer.



Have a look at a clock, can you see the number 9? What numbers is it next to? On a school day, what happens near 9 o'clock in the morning?



Use some toy cars or pictures of cars to make a traffic jam! Can you make a long line of 9 cars in a traffic jam? How many would you have if another car joined the queue?



Can you see the number 9 on this page? Can you trace over the numbers at the bottom of the page? You could try writing the number 9 on your own too.



Can you decorate these stick puppets and act out the story with somebody in your house?



Writing

Is the troll good or bad? Can you write it in a sentence?



Writing

How do you think the Goat is feeling? Can you write it in a sentence?



As we continue to link vocabulary to the books we read, these are the following words we will be focusing on this week. Can you guess or talk to the people in your house to find out what these words mean?

monstrous

gnashed

holler

trotted

meadow



Please continue to access Reading Eggs daily! Have you been having fun on it? You can keep track by colouring in the eggs in your reading diary!

Match Cards – Phase 2 Words

<https://www.phonicsbloom.com/uk/game/match-cards?phase=2>

Rocket Rescue

<https://www.phonicsplay.co.uk/resources/phase/2/rocket-rescue>

Starfall Word Machine

<https://www.starfall.com/h/word-machines/?t=314994198>

Hit the Button – Make 10

<https://www.topmarks.co.uk/addition/addition-to-10>

Buds Number Garden

<https://www.bbc.co.uk/games/embed/education-ivor-starting-school?exitGameUrl=https%3A%2F%2Fbbc.co.uk%2Fbitesize%2Farticles%2Fzd4b382>

Lets Compare Measuring

<https://www.topmarks.co.uk/early-years/lets-compare>

At the moment things are feeling a bit strange. We might be feeling a little lonely because we can't see some of our family or friends. Watch this clip below of Ben and Breagha about what to do when you feel lonely.



<https://www.bbc.co.uk/teach/class-clips-video/pshe-eyfs-ks1-feeling-lonely/zv2tvk7>

Below are the sight words we usually assess and send home on a Friday, we thought it may benefit the children to keep practising these at home.

Set 2.1

a
an
as
at
if

Set 2.2

in
is
it
of
off

Set 2.3

on
can
dad
had
back

Set 2.4

and
get
big
his
him

Set 2.5

not
got
up
mum
but
put

Set 2 Tricky Words

I
no
go
to
the
into

Set 3.1

will
that
this
then
them
with

Set 3.2

see
for
now
down
look
too

Set 3 Tricky Words

he
she
me
we
be
my

Set 3 Tricky Words 2

was
you
they
are
all
her

Set 4.1

went
it's
from
just
help

Set 4 Tricky Words 1

so
do
some
come
were

Set 4 Tricky Words 2

children

said

have

like

there

Set 4 Tricky Words 3

little

one

when


out

what


OVERVIEW OF KEY QUESTIONS

We are providing a list of the key questions that will be coming up over the weeks approaching half term, these can sometimes be subject to change, but we will inform you should there be any adaptations.


Key Question Week 3: Would you help The Little Red Hen?



Key Question Week 4: Who has broken the chair?



Key Question Week 5: What happened after Goldilocks ran away?



Key Question Week 6: Who is at the top of the beanstalk?

