



# HILL WEST *Primary*

FOUR OAKS

## Home Learning Pack

Reception

Week Beginning 01.02.21



## **Home Learning Links**

### **Oxford Owl**

For a limited time, the Oxford reading scheme books we use to support your child's reading in school and at home are providing free access to selected books. All you need to do is click on the link below and register an email to get reading.

<https://home.oxfordowl.co.uk/books/free-ebooks/>

### **Phonics Play**

This is a great resource that we use in school to support the teaching of phonics. They have a range of games for the children to complete where they will be applying their phonic knowledge. Some of the games are free or you can subscribe for free 7 day trial which allows you full access

<https://new.phonicsplay.co.uk/>

### **Oak National Academy**

This website has been created by 40 teachers from some of the leading schools across England, backed by government grant funding. Here you can access all of our lessons. Either you can follow a set plan of lessons across a range of subjects, or you can access particular lessons in certain subjects.

<https://www.thenational.academy/online-classroom/reception#schedule>

### **Teach your monster to read**

Create a monster and take it on an adventure through a magical world. Travel to exciting places, meet fun characters, play games and win prizes as your monster learns the first steps of reading. Minigames help children to develop speed and accuracy of letter recognition. Lots of blending, segmenting and tricky words. Read for purpose with magical little books. A great way to help your children with reading at home.

The website is free.

<https://www.teachyourmonstertoread.com/>

### **White rose maths**

The White Rose Maths Team has prepared a series of five maths lessons for each year group. They add five more each week for the next few weeks. Every lesson comes with a short video showing you clearly and simply how to help your child to complete the activity successfully.

<https://whiterosemaths.com/homelearning/early-years/>

### **Letters and Sounds**

Filmed phonics lessons that follow phases 2 to 5 of the Letters and Sounds programme for reception, year 1 and learning to blend. Parent guidance videos.

[https://www.youtube.com/channel/UCP\\_FbjYUP\\_UtldV2K\\_-niWw](https://www.youtube.com/channel/UCP_FbjYUP_UtldV2K_-niWw)

### **Numberblocks**

We use the Numberblocks to support our teaching of Maths Mastery. Check out the website for clips to help support your child's maths development.

<https://www.bbc.co.uk/cbeebies/shows/numberblocks>

### **World Book Online**

World Book online have just made their fabulous collection of over 3,000 e-books and audiobooks available for free for children to access at home. They have books suitable for all ages. Click on the following link to access them.

<https://worldbook.kitaboo.com/reader/worldbook/index.html?usertoken=Mjk5MzQ6MTpJUjA5MjAxNjoyOmNsaWVudDE2OTc6MTY5NzoyMjE2Mjg4OjE6MTU4NDM4MDEzMzA2Mjp1cw%3D%3D>

### **Read Works.org**

Read Works offers access to 3000+ comprehension for all age groups. Just sign up for a free account to access fantastic texts. <https://www.readworks.org/>

**Beanstalk**

Beanstalk website is packed with lots of interactive materials for children aged 1 to 6. They are offering free access to all families during the COVID-19 pandemic.

<https://beanstalk.co/>

**Education Quizzes**

A series of short quizzes for children to complete related to the National Curriculum subjects. Just select KS1 for Reception, Year 1 & Year 2 and select KS2 for Years 3-6.

<https://www.educationquizzes.com/ks1/>

**Top Marks**

A range of activities here but especially good interactive activities for maths.

<https://www.topmarks.co.uk/>

**Key Question Week 5: What happened after Goldilocks ran away?****Key Text for Linked Learning: Beware of the Bears**

Have you ever wondered what happened to Goldilocks after she left the Three Little Bears house? What do you think happened? The children will listen to the story of 'Beware of the Bears' and making links to the traditional tale 'Goldilocks and the Three Bears'. The children will be comparing the two stories, looking at the similarities and differences. They will continue learning about right and wrong this week. They will be looking at scenarios as a class and deciding what would be the right thing to do e.g. finding a toy in the playground.

**PSED:** Children will be speaking about their own opinions to others.

**Communication and Language:**

Linked to the above children will be encouraged to answer 'how' and 'why' questions.

**Physical Development:** In Physical Development this week, the children will continue practicing their catching skills with large and small balls. They will also apply their underarm throwing skills learnt earlier this term to throw the ball to their partner. The children will be looking at healthy and unhealthy breakfasts that Goldilocks and the Three Bears could enjoy as an alternative to porridge.

**Literacy:**

In phonics this week, the children will be learning the vowel digraphs **igh**, **oa** and **ar**. The children will be learning to read and write the tricky words **you** and **my**.

In writing, the children will be drawing and writing about what they thought happened to Goldilocks next. As a class, the children will be comparing Beware of the Bears to the traditional tale Goldilocks and the Three Bears.

**Mathematics:** In Number, the children will be focusing on adding two numbers together to find a total. They will be encouraged to make recordings to show how they found the total. (see our calculations policy)

In Shape, Space and Measure, the children will be exploring 2D shapes. The children will be taught about the properties of some 2D shapes. They will be using the vocabulary sides and vertices.

**Understanding of the World:**

Children will be taste testing the best cereal after Baby Bear discovered different varieties in 'Goldilocks' house. What is your favourite cereal at home?

**Expressive Arts and Design:**

Children will be focusing on their painting skills this week and creating representations of their favourite traditional tale character. They will be encouraged to select the correct colours.

**Vocabulary:**

The children will be exposed to this vocabulary this week. They will learn the meaning of these words too.

Ordered

Squeaked


Catapulting

Gleefully





**This week our story is:**



This morning we will be reading the story and comparing the differences and similarities between this text and our previous text 'Goldilocks and the Three Bears'

Did the Bears make the right choice to follow Goldilocks?

How do you think the Wolf will feel when he sees what has happened to his house!?

Ask an adult to help fill in these boxes after we have discussed the story in our morning session. 😊

What was the same?

What was different?

Did the Bears make the right choice?

What did you like about the story?

Our digraph today is 'igh'.



## RECEPTION

Daily lessons teaching children to read letters and begin to blend to read words

Letters and Sounds Lesson - igh

<https://www.youtube.com/watch?v=eoJXl-lkFF8&feature=youtu.be>

Can you write the sound buttons on these words?

high

twinkl.co.uk

sigh

twinkl.co.uk

light

twinkl.co.uk

might

twinkl.co.uk




This afternoon we will work together to add together two amounts and record the answer. Do you recognise these symbols?



+




=




+




=



+




=



+



=




+



=

This week is mental health week and in our current circumstances this is more important than ever!

Discuss with your child how they are feeling at the moment, can they create their own feelings puppet using the prompts below?



happy



sleepy



scared



embarrassed



angry



confused



excited



worried



hot



surprised



poorly



nervous



upset



sad




calm




astonished





Our digraph today is 'oa'.



## RECEPTION

Daily lessons teaching children to read letters and begin to blend to read words

Letters and Sounds Lesson - oa

<https://www.youtube.com/watch?v=d0X8phlr3Jc&feature=youtu.be>

Can you write the sound buttons and blend these words?

coat

load

goat

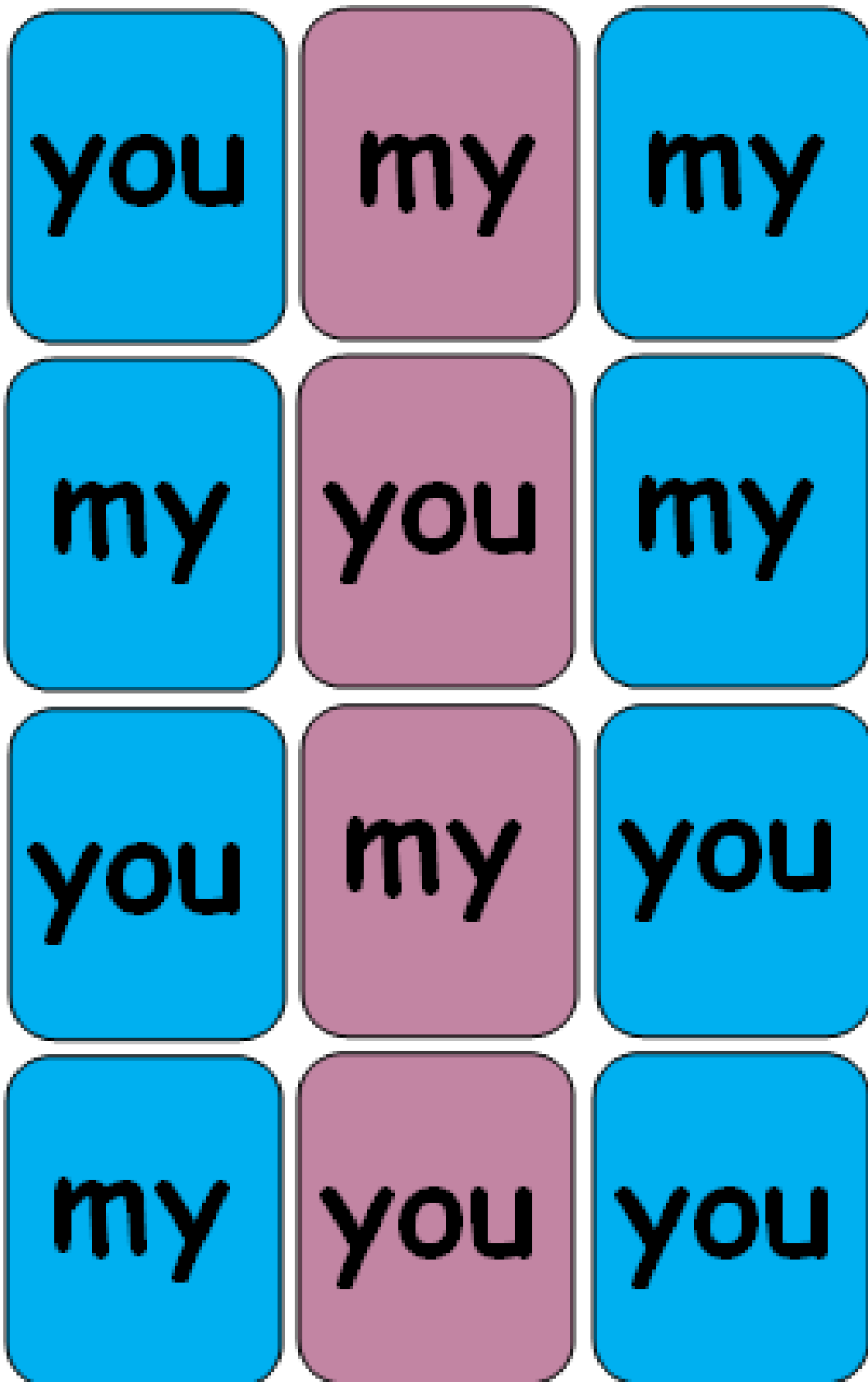
loaf




Can you create your own addition machine!? Use old toilet rolls or create your own tubes from rolled up paper and use them to add two numbers together by dropping the objects in and counting them in the basket at the end.  
Can you record the number sentence?




**In preparation for this afternoon's activity, play tricky word pairs, cut out the cards and mix them up! How many pairs of 'you' and 'my' can you find?**



This week we are exploring 2d shapes and their properties. We will be looking at a triangle and a square. Have a try at making these shapes!







Our digraph today is 'ar'.



## RECEPTION

Daily lessons teaching children to read letters and begin to blend to read words

Letters and Sounds Lesson - ar

<https://www.youtube.com/watch?v=IUHj1V-KYeg&feature=youtu.be>

Can you write the sound buttons under these words and then blend them?

bar


car

bark

card

Are you ready to find the answers to Miss Ward's addition problems this morning? You may need your running shoes on to help show your answer!

Do you know what this symbol means?




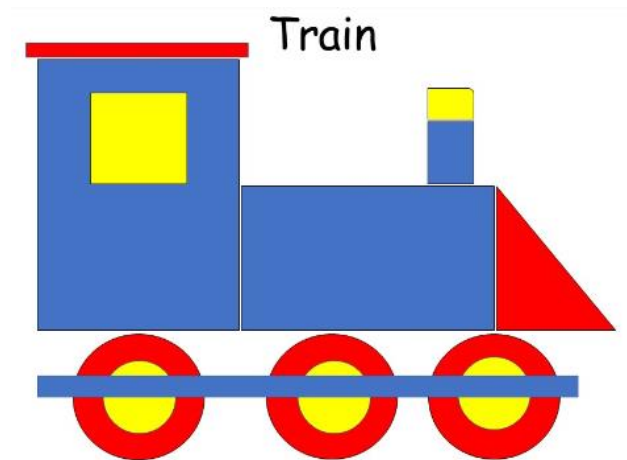
How about this one?



You could use objects to help you solve the problem? Or use your fingers!

Remember when we add we need to... count them all together!

**Create a picture like these below using 2d shapes!**



**Can you think of something else you could create?**

How would you describe Goldilocks? Think of words you would use and write them in the boxes below.



--	--	--

Can you now use your words to create a sentence?

---

---

---

# ***HOT SEAT!***

This morning, Miss Ward is going to be in the hot seat taking on the characters from **the** story (Goldilocks, the Bears and the Wolf". Can you write your own 'how' and 'why' questions to ask? E.g. why do you like breaking into people's houses? How did you feel when you saw how messy your house was?

---

---

---





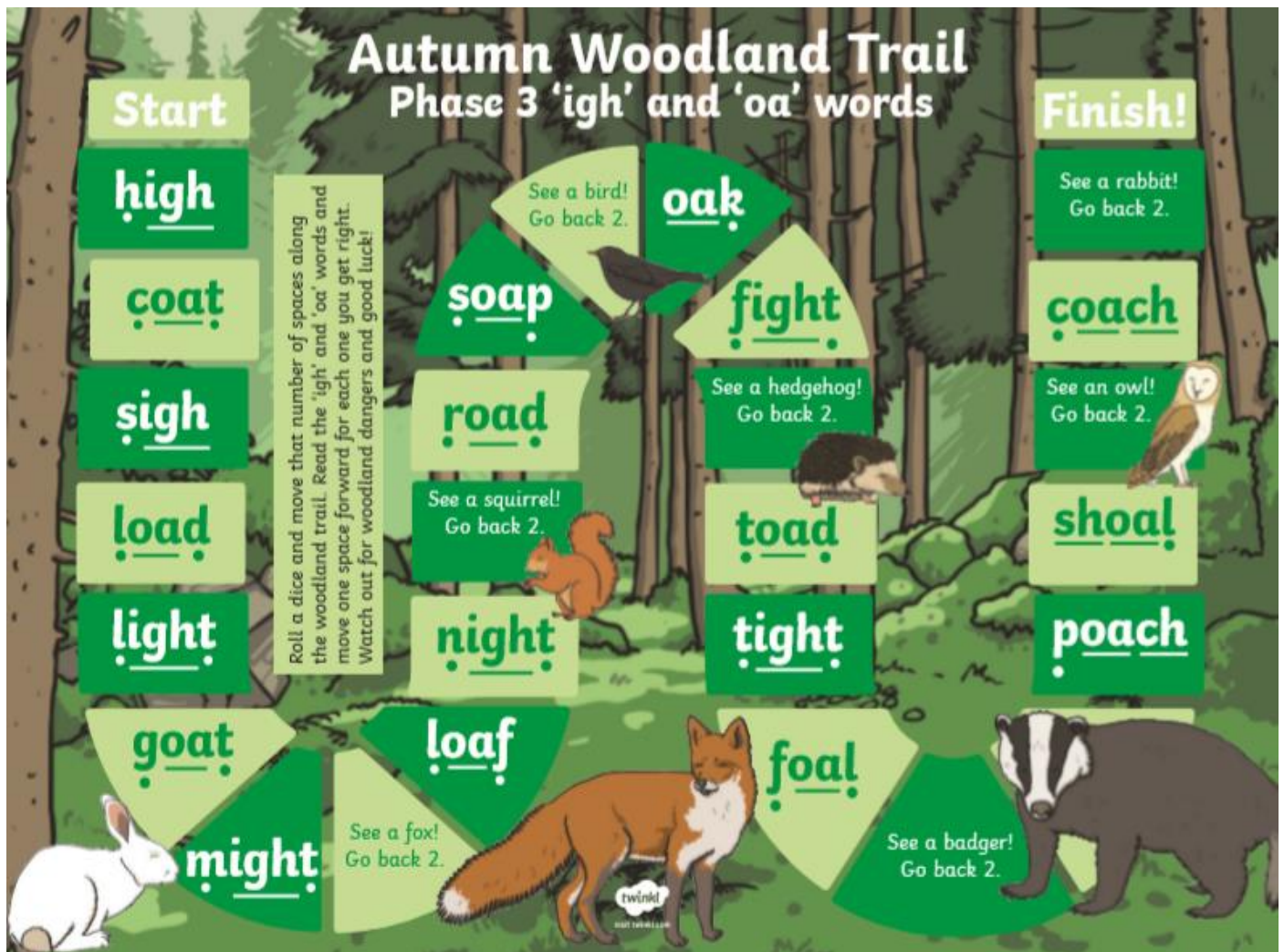


# RECEPTION

Daily lessons teaching children to read letters and begin to blend to read words

## Letters and Sounds Lesson - Review

<https://www.youtube.com/watch?v=MvaPYJOahVc&feature=youtu.be>





# It's **BINGO** time again! Whoo!

You will need this bingo card filled in with 6 digraphs from the choices below. (AM session)


ch	sh	th	ng
igh	oa	ai	ee

## **WHAT HAPPENED AFTER THE WOLF CAME HOME?**

**Can you draw a picture and write a sentence or two to continue the story after the wolf came home.**







---

---

---

---

---



For this  
afternoon's  
session you will  
need these  
shapes to look at,  
will you be able  
to guess the  
shapes Miss  
Ward is  
describing?





*Find a way to  
keep  
Goldilocks out  
of the Three  
Bears house!*

# Build a lock!

*How  
will you  
create a  
lock?*







## RECEPTION

Daily lessons teaching children to read letters and begin to blend to read words

Letters and Sounds Lesson – Review and practise blending

<https://www.youtube.com/watch?v=mmAQWVtgkaE&feature=youtu.be>

Which tricky words have we been learning this week?


Listen and sing along to our tricky words song

<https://www.youtube.com/watch?v=R087lYrRpgY&t=19s>

Play the tricky word recognition game

How quickly can you read them? Try to see if you can beat your score!

<https://www.phonicsplay.co.uk/resources/phase/3/tricky-word-trucks>



**PE  
DAY!**

We will need this for this morning's session  
- ask an adult for something to write your  
name onto and to be there to help read the  
instructions! ☺ Make sure you have room!

## Fit activity for kids what's your name?

SPELL OUT YOUR FULL NAME AND COMPLETE THE ACTIVITY LISTED FOR EACH LETTER. FOR A GREATER CHALLENGE  
INCLUDE YOUR MIDDLE NAME & DO EACH ONE TWICE! FOR VARIETY YOU CAN USE A  
FAVORITE CHARACTER'S NAME OR A FAMILY MEMBER'S NAME.

**A** jump up & down 10 times

**N** pick up a ball without  
using your hands

**B** spin around in a circle 5 times

**O** walk backwards 50 steps  
and skip back

**C** hop on one foot 5 times

**P** walk sideways 20 steps  
and hop back

**D** run to the nearest door  
and run back

**Q** crawl like a crab  
for a count of 10

**E** walk like a bear  
for a count of 5

**R** walk like a bear  
for a count of 5

**F** do 3 cartwheels

**S** bend down and touch your  
toes 20 times

**G** do 10 jumping jacks

**T** pretend to pedal a bike with  
your hands for a count of 17

**H** hop like a frog 8 times

**U** roll a ball using only  
your head

**I** balance on your left foot  
for a count of 10

**V** flap your arms like a bird  
25 times

**J** balance on your right foot  
for a count of 10

**W** pretend to ride a horse  
for a count of 15

**K** march like a toy soldier  
for a count of 12

**X** try and touch the clouds  
for a count of 15

**L** pretend to jump rope  
for a count of 20

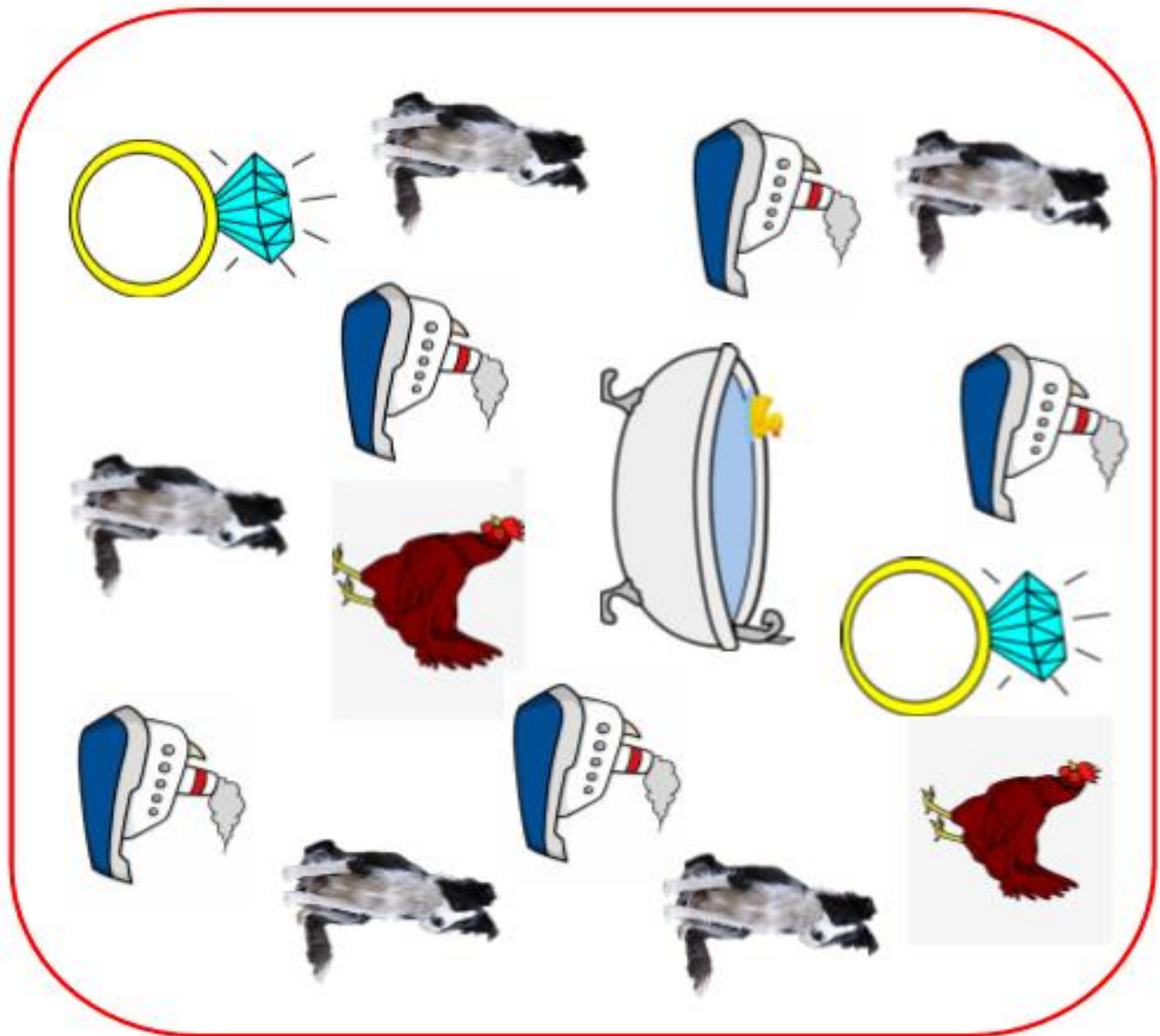
**Y** walk on your knees  
for a count of 10

**M** do 3 somersaults

**Z** do 10 push-ups



Read the words and count how many pictures you can find to match. Record your answers in the boxes.





ship	
dog	
hen	
bath	
ring	



*Can you create the bear faces using the shapes we have  
been learning this week?  
Miss Ward cannot wait to see your bears this afternoon!*







# Addition



Add the blue and red bowls to find how many bowls we have altogether.



$$\square + \square = \square$$



$$\square + \square = \square$$



$$\square + \square = \square$$



$$\square + \square = \square$$



$$\square + \square = \square$$



# Water Bead Stress Ball



This stress ball is a great way to help relieve stress and makes a great fidget toy. They're so simple that you could make a collection of them in different colours and sizes.

## You will need:

2 balloons

water beads

an empty plastic bottle (such as a water bottle)



## Instructions:

1. Pour a teaspoon of dry water beads into the empty plastic bottle and half-fill the bottle with water.
2. Soak the water beads overnight.
3. Carefully pour out any excess water.
4. Stretch a balloon around the opening of the bottle.
5. Turn the water bottle upside down and gently squeeze the water beads into the balloon. Use pressure when squeezing the bottle, as the air will help the balloon inflate.
6. Once the water beads are all inside the balloon, pinch the opening of the balloon closed and release the balloon from the bottle. Make sure there isn't any extra air in the balloon and tie the balloon off.
7. Snip the end off the second balloon and stretch it over the water bead filled balloon, this will help to make your stress ball stronger.


We hope the information on our website and resources is useful. However, some ingredients and/or materials used might cause allergic reactions, so if you have any concerns about your own or somebody else's health or wellbeing, always speak to a qualified health professional. Remember, activities listed within the resource should always be supervised by an appropriate adult.

For some children it can be quite a lonely time, remind them of their wonderful friends at school! Can they choose a friend to talk about?

**You've got a friend in me...**

My best friend is \_\_\_\_\_

**What makes a  
good friend?**







**The jam is red.**









**The man is sad.**





# Roll a Sound

ai ee igh oa oo ar



igh	ee	oo	ai
oa	ai	ar	igh
oo	oa	igh	ee
ai	ar	oo	oa

Find the hidden letters to unscramble the tricky word!

Which hidden tricky words can you find?



I have found the letters...

--	--

The tricky word must be...

---

Which hidden tricky words can you find?



I have found the letters...

--	--	--

The tricky word must be...

---

# EYFS Maths Activity Mat: 2D Shapes

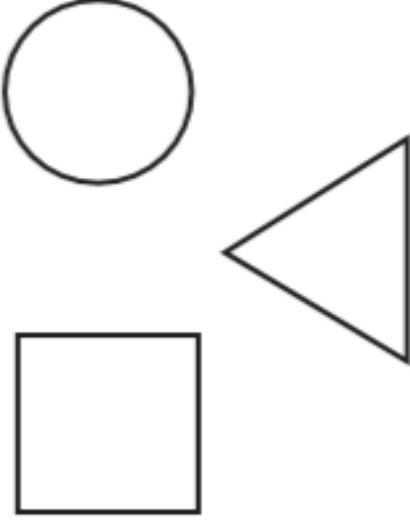
Join the dots.



What shape have you made?

\_\_\_\_\_

Colour in the square.



Match the shapes to their name.



rectangle



circle

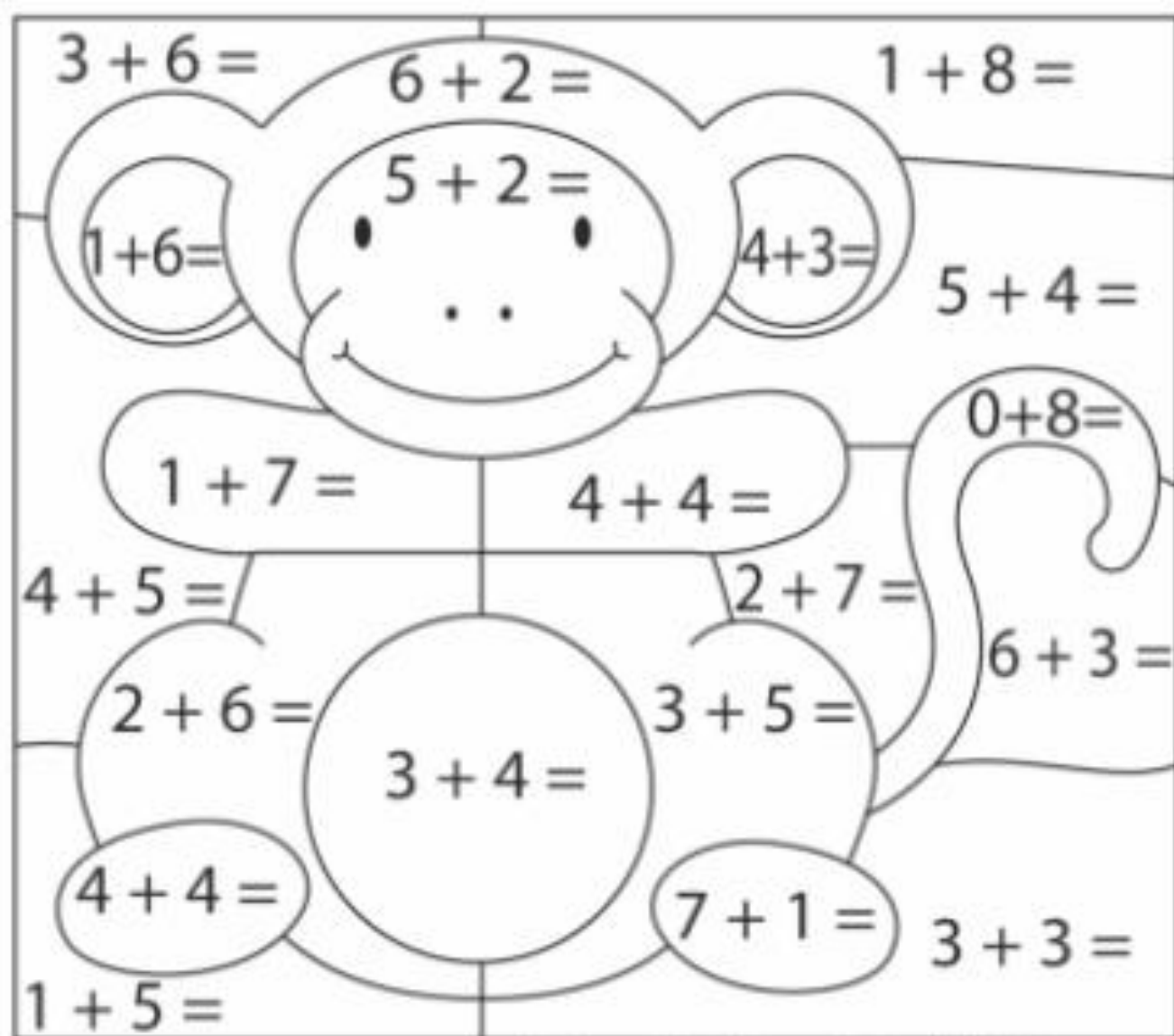


triangle

Can you write a fact about this shape?



\_\_\_\_\_  
\_\_\_\_\_



Have you played these **NEW** phonics games?

### **Word Machine**

<https://www.starfall.com/h/word-machines/>

### **Phoneme Pop**

<https://www.ictgames.com/phonicsPop/index.html>



Please continue to access Reading Eggs daily! Have you been having fun on it? You can keep track by colouring in the eggs in your reading diary!

As we look at mental health this week here are some lovely stories about feelings to support personal, social and emotional skills.

### **The Colour Monster**

<https://www.youtube.com/watch?v=PWujGPb6mgo>

### **My Mouth is a Volcano**

<https://www.youtube.com/watch?v=EonL6t439Nw>



## Songs

Follow the links to some of the songs we are singing in school.

Phase 3 sounds

<https://www.youtube.com/watch?v=aNcBWSBxSp0>

2D Shapes

<https://www.youtube.com/watch?v=WTeqUejf3D0>

The Feelings Song

<https://www.youtube.com/watch?v=-J7HcVLsCrY>

Practise your maths skills through these fun games...

Bee Hive – Finding One Less/One More

<https://www.ictgames.com/mobilePage/beeMoreOrLess/>

Add to 10 – Addition to 10

[https://cdn.oxfordowl.co.uk/2016/05/10/08/28/28/967/20163\\_content/Add to 10.html?](https://cdn.oxfordowl.co.uk/2016/05/10/08/28/28/967/20163_content/Add_to_10.html?)

Shape Monsters – 2D Shapes

<https://www.topmarks.co.uk/early-years/shape-monsters>

Numberblocks – Exploring Number

<https://www.bbc.co.uk/cbeebies/games/numberblocks-make-and-play>

You can sign up for a 14 day free trial on the following website for access to various mathematical games!

<https://kids.classroomsecrets.co.uk/category/eyfs/eyfs-maths/page/2/>