

# HILL WEST *Primary*

FOUR OAKS

## Home Learning Pack

Reception

Week Beginning 04.01.21



## **Home Learning Links**

### **Oxford Owl**

For a limited time, the Oxford reading scheme books we use to support your child's reading in school and at home are providing free access to selected books. All you need to do is click on the link below and register an email to get reading.

<https://home.oxfordowl.co.uk/books/free-ebooks/>

### **Phonics Play**

This is a great resource that we use in school to support the teaching of phonics. They have a range of games for the children to complete where they will be applying their phonic knowledge. Some of the games are free or you can subscribe for free 7 day trial which allows you full access

<https://new.phonicsplay.co.uk/>

### **Oak National Academy**

This website has been created by 40 teachers from some of the leading schools across England, backed by government grant funding. Here you can access all of our lessons. Either you can follow a set plan of lessons across a range of subjects, or you can access particular lessons in certain subjects.

<https://www.thenational.academy/online-classroom/reception#schedule>

### **Teach your monster to read**

Create a monster and take it on an adventure through a magical world. Travel to exciting places, meet fun characters, play games and win prizes as your monster learns the first steps of reading. Minigames help children to develop speed and accuracy of letter recognition. Lots of blending, segmenting and tricky words. Read for purpose with magical little books. A great way to help your children with reading at home. The website is free.

<https://www.teachyourmonstertoread.com/>

### **White rose maths**

The White Rose Maths Team has prepared a series of five maths lessons for each year group. They add five more each week for the next few weeks. Every lesson comes with a short video showing you clearly and simply how to help your child to complete the activity successfully.

<https://whiterosemaths.com/homelearning/early-years/>

### **Letters and Sounds**

Filmed phonics lessons that follow phases 2 to 5 of the Letters and Sounds programme for reception, year 1 and learning to blend. Parent guidance videos.

[https://www.youtube.com/channel/UCP\\_FbjYUP\\_UtldV2K\\_-niWw](https://www.youtube.com/channel/UCP_FbjYUP_UtldV2K_-niWw)

### **Numberblocks**

We use the Numberblocks to support our teaching of Maths Mastery. Check out the website for clips to help support your child's maths development.

<https://www.bbc.co.uk/cbeebies/shows/numberblocks>

### **World Book Online**

World Book online have just made their fabulous collection of over 3,000 e-books and audiobooks available for free for children to access at home. They have books suitable for all ages. Click on the following link to access them.

<https://worldbook.kitaboo.com/reader/worldbook/index.html?usertoken=Mjk5MzQ6MTpJUjA5MjAxNjoyO mNsaWVudDE2OTc6MTY5NzoyMjE2Mjg4OjE6MTU4NDM4MDEzMzA2Mjp1cw%3D%3D>

**Read Works.org**

Read Works offers access to 3000+ comprehension for all age groups. Just sign up for a free account to access fantastic texts.

<https://www.readworks.org/>

**Beanstalk**

Beanstalk website is packed with lots of interactive materials for children aged 1 to 6. They are offering free access to all families during the COVID-19 pandemic.

<https://beanstalk.co/>

**Education Quizzes**

A series of short quizzes for children to complete related to the National Curriculum subjects. Just select KS1 for Reception, Year 1 & Year 2 and select KS2 for Years 3-6.

<https://www.educationquizzes.com/ks1/>

**Top Marks**

A range of activities here but especially good interactive activities for maths.


<https://www.topmarks.co.uk/>

<b>Key Question Week 1: What happened to the big bad wolf?</b>
<b>Key Text for Linked Learning: The Three Little Pigs</b> This half term the children will be learning all about the different traditional tales. We will be starting off the Spring term with The Three Little Pigs.
<b>PSED:</b> Children will be exploring what kindness means. They will be discussing times that they have been kind and thinking of ways the wolf could be kind to the three little pigs. They will be encouraged to take into account what others say.
<b>Communication and Language:</b> Children will be exploring the meaning and sounds of new words. They will be acting out the narrative of the Three Little Pigs in play situations.
<b>Physical Development:</b> In Physical Development this week, the children will be developing their underarm throw. They will start by throwing bean bags at targets. The children will continue focusing on the correct formation of letters and encouraged to use the correct pencil grip.
<b>Literacy:</b> In phonics this week, the children will be learning the new sounds <b>j, v, w</b> and <b>x</b> . The children will be learning to read and write the tricky words <b>he</b> and <b>she</b> . The children will be consolidating their cvc reading knowledge by reading simple captions and matching to the correct picture to demonstrate an understanding e.g. the pig is sad. The children will be sequencing the story of the Three Little Pigs, discussing the characters and creating a story map as a whole class.
<b>Mathematics:</b> In Number, the children will be learning about the numeral 8. The numberblock 8 will be introduced to them and they'll be representing 8 in different ways e.g numicon, cubes, fingers, tens frame (same value, different appearance). They'll be looking at what numbers make 8 and how the numeral 8 looks. In Shape, Space and Measure, the children will be using familiar objects and common shapes to continue and create repeated patterns.
<b>Understanding of the World:</b> Children will be looking at their own and others homes and discussing the similarities and differences. They'll be exploring materials and why the brick house was the strongest. This week, they will be completing a science investigation where they will predict if the material would survive a huge blow from the big bad wolf.
<b>Expressive Arts and Design:</b> Children will be playing alongside others to act out the narrative of the Three Little Pigs. They will be using a range of materials to create representations of houses and the pigs.
<b>Vocabulary:</b> The children will be exposed to this vocabulary this week. They will learn the meaning of these words too. <b>Decided                  Thought                  Fine                  Pleased                  Snarled</b>





























## Letter Formation Practice



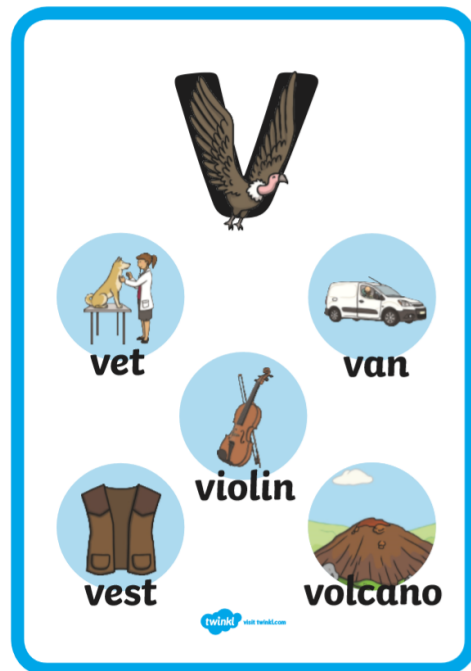
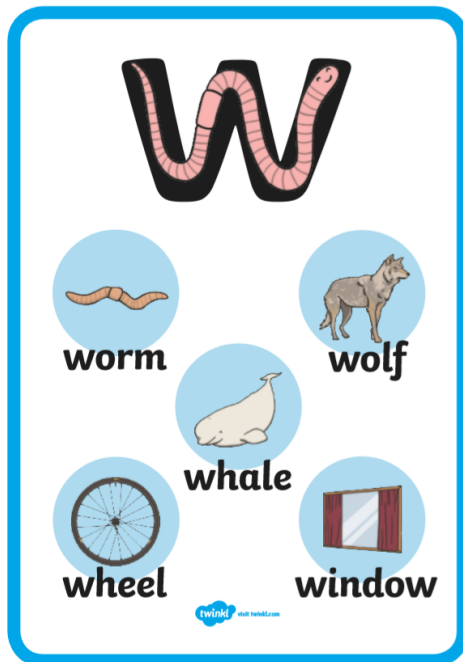
Do you recognise these sounds? The pictures to match are the same as the sound mats we use in school! Practise forming these letters correctly starting on the red dot and following the route of the arrow. The rhymes on the next page may help.



## Letter Formation Rhymes

<p>a</p>  <p>Around the apple and down the leaf.</p>	<p>b</p>  <p>Down the laces to the heel and around the toe.</p>	<p>c</p>  <p>Curl around the caterpillar.</p>	<p>d</p>  <p>Around the dinosaurs bottom, up his tall neck &amp; down to his toes.</p>	<p>e</p>  <p>Lift off the top and scoop out the egg.</p>	<p>f</p>  <p>Down the stem and draw the leaves.</p>
<p>g</p>  <p>Around the girls face, down her hair and give her a curl.</p>	<p>h</p>  <p>Down the head, to his hooves and over his back.</p>	<p>i</p>  <p>Down the body and dot for the head.</p>	<p>j</p>  <p>Down his body, curl, dot for his head.</p>	<p>k</p>  <p>Down the kangaroo's body tail and leg.</p>	<p>l</p>  <p>Down the long leg.</p>
<p>m</p>  <p>Down Maisie, mountain, mountain.</p>	<p>n</p>  <p>Down Nobby and over his net.</p>	<p>o</p>  <p>All around the orange.</p>	<p>p</p>  <p>Down the pirates plait and around his face.</p>	<p>qu</p>  <p>Round her head, up past her earring, down her hair, and flick.</p>	<p>r</p>  <p>Down the robots back and curl over his arm.</p>
<p>s</p>  <p>Slither down the snake.</p>	<p>t</p>  <p>Down the tower, across the tower.</p>	<p>u</p>  <p>Down and under, up to the top and draw the puddle.</p>	<p>v</p>  <p>Down a wing, up a wing.</p>	<p>w</p>  <p>Down, up, down, up.</p>	<p>x</p>  <p>Down the arm and leg, repeat the other side.</p>
<p>y</p>  <p>Down a horn, up a horn and under head.</p>	<p>z</p>  <p>Zig-zag-zig.</p>				

This week we will be beginning to look at phase 3 phonemes.  
The phonemes we are focusing on this week are w,v,j and x. Can you think of any more words that begin with these sounds?



Watch this video clip to recap phase 2 phonemes.

<https://www.bing.com/videos/search?q=youtube+blending+phase+2&&view=detail&mid=2199B29D701669F6E5642199B29D701669F6E564&&FORM=VRDGAR&ru=%2Fvideos%2Fsearch%3Fq%3Dyoutube%2Bblending%2Bphase%2B2%26go%3DSearch%26qs%3Dds%26form%3DQBVDMMH>

In addition to learning phase 3 phonemes we will be learning TWO new tricky words!

Our new tricky words are below, can you cut them out and stick them around your house to read as you go?



Have you played these **NEW** phonics games?

**Tricky word Trucks – How many tricky words do you know?**

<https://www.phonicsplay.co.uk/resources/phase/2/tricky-word-trucks>


**Picnic On Pluto**

<https://www.phonicsplay.co.uk/resources/phase/2/picnic-on-pluto>



Please continue to access Reading Eggs daily! Have you been having fun on it? You can keep track by colouring in the eggs in your reading diary!

This week our class texts will be:  
The Three Little Pigs.



If you don't have the story at home try watching the story online here:

<https://www.youtube.com/watch?v=QLR2pLUsl-Y>

Can you create a story map that shows what happens in the story?

### Counting Songs

Follow the links to some of the number and shapes songs we are singing in school.

Counting Snowflakes

<https://www.youtube.com/watch?v=ee639qaoYnE>

3D Shapes

<https://www.youtube.com/watch?v=2cg-Uc556-Q>

Days of the Week

<https://www.youtube.com/watch?v=3tx0rvuXIRg&t=70s>


**Meet our new numberblock, we are learning all about number 8 this week!**



Here is a link to watch the adventures of number 8!

<https://www.youtube.com/watch?v=uTPcwli2MH4>

Can you use the squares to create your own number 8 numberblock - the Octoblock!



Practise your maths skills through these fun games...

The Gingerbread Man Game – Counting & Ordering

<https://www.topmarks.co.uk/learning-to-count/gingerbread-man-game>

10 Green Bottles – Subtraction

<http://www.ictgames.com/mobilePage/bottleTakeAway/index.html>

Tens Frame Practise – Create numbers using a tens frame.

<http://www.ictgames.com/mobilePage/tenFrame/index.html>

Robot Addition to 10 – Adding

<https://www.topmarks.co.uk/addition/robot-addition>



Coconut Ordering – Ordering to 10




<https://www.topmarks.co.uk/ordering-and-sequencing/coconut-ordering>



This week in school the children will be continuing to develop their understanding of addition and subtraction. Follow these lessons from the Oak National Academy to help consolidate your knowledge.



<https://teachers.thenational.academy/units/addition-and-subtraction-within-6-6d4f>

 $+$  $=$ 

 $+$  $=$ 

 $+$  $=$ 

 $-$  $3$  $=$ 

 $-$  $6$  $=$ 

Here is a unit of work that will support learning of the Three Little Pigs.

<https://teachers.thenational.academy/units/christmas-traditions-54fe>

Draw a picture of your house and a friend's house. Look at the similarities and differences. Are they both built of brick? Do they all have the same amount of windows? What else do you notice?

Find various objects around the house, can you predict which ones will blow away with the power of a hairdryer or a huff and a puff? Put them to the test and see if your predictions are correct.

Can you make some rules to help the Wolf be kind? The Wolf is really sorry for blowing the Pig's houses down and wants to be their friend. What could the Wolf do to be kind next time?

**We will be completing various crafts this week, could you try some of these at home?**



Colour in the correct sentence.



It is a pig.























It is a pin.



He is sad.



He is bad.

Complete the patterns.



**Can you think of various CVC words and practise writing them into the frame below? E.g. pig, mop, bed, sun.**


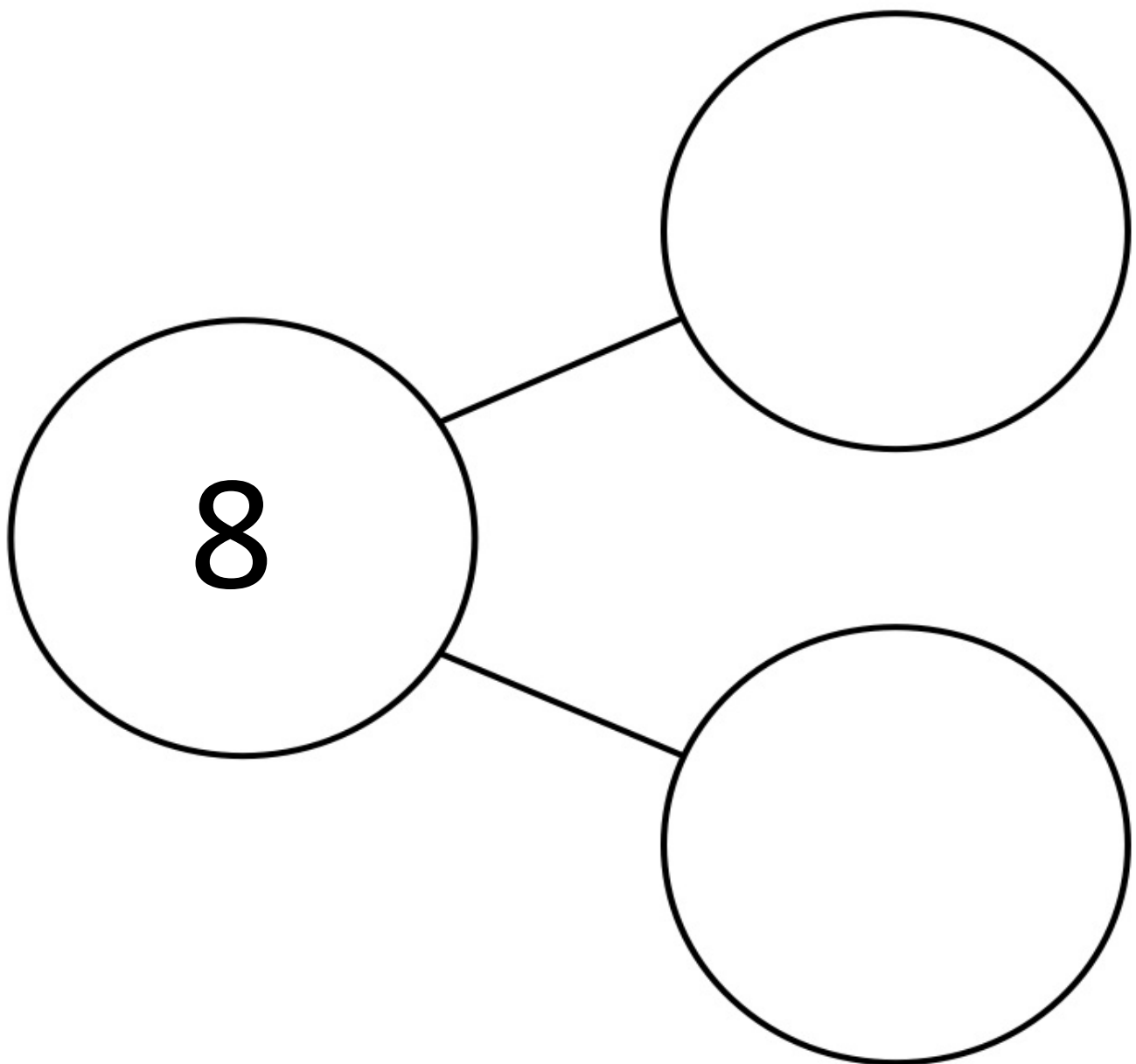


## Three Little Pig Story Sequencing






Represent 8 using the part, part whole model and pictures below.


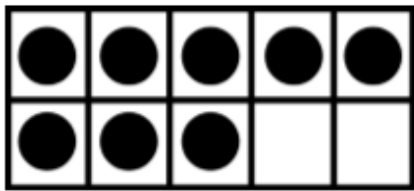


Now can you represent 8 onto a tens frame?

Can you find which picture is the odd one out? As an extra challenge see if you can draw your own picture to represent 8.

Which image is the odd one out?



Create a wanted poster for the Big Bad Wolf!

**WANTED**

The Big Bad Wolf



I am

I can