



HILL WEST *Primary*

FOUR OAKS

Home Learning Pack

Reception

Week Beginning 7.12.20



Home Learning Links

Oxford Owl

For a limited time, the Oxford reading scheme books we use to support your child's reading in school and at home are providing free access to selected books. All you need to do is click on the link below and register an email to get reading.

<https://home.oxfordowl.co.uk/books/free-ebooks/>

Phonics Play

This is a great resource that we use in school to support the teaching of phonics. They have a range of games for the children to complete where they will be applying their phonic knowledge. Some of the games are free or you can subscribe for free 7 day trial which allows you full access

<https://new.phonicsplay.co.uk/>

Oak National Academy

This website has been created by 40 teachers from some of the leading schools across England, backed by government grant funding. Here you can access all of our lessons. Either you can follow a set plan of lessons across a range of subjects, or you can access particular lessons in certain subjects.

<https://www.thenational.academy/online-classroom/reception#schedule>

Teach your monster to read

Create a monster and take it on an adventure through a magical world. Travel to exciting places, meet fun characters, play games and win prizes as your monster learns the first steps of reading. Minigames help children to develop speed and accuracy of letter recognition. Lots of blending, segmenting and tricky words. Read for purpose with magical little books. A great way to help your children with reading at home. The website is free.

<https://www.teachyourmonstertoread.com/>

White rose maths

The White Rose Maths Team has prepared a series of five maths lessons for each year group. They add five more each week for the next few weeks. Every lesson comes with a short video showing you clearly and simply how to help your child to complete the activity successfully.

<https://whiterosemaths.com/homelearning/early-years/>

Letters and Sounds

Filmed phonics lessons that follow phases 2 to 5 of the Letters and Sounds programme for reception, year 1 and learning to blend. Parent guidance videos.

https://www.youtube.com/channel/UCP_FbjYUP_UtldV2K_-niWw

Numberblocks

We use the Numberblocks to support our teaching of Maths Mastery. Check out the website for clips to help support your child's maths development.

<https://www.bbc.co.uk/cbeebies/shows/numberblocks>

World Book Online

World Book online have just made their fabulous collection of over 3,000 e-books and audiobooks available for free for children to access at home. They have books suitable for all ages. Click on the following link to access them.

<https://worldbook.kitaboo.com/reader/worldbook/index.html?usertoken=Mjk5MzQ6MTpJUjA5MjAxNjoyO mNsaWVudDE2OTc6MTY5NzoyMjE2Mjg4OjE6MTU4NDM4MDEzMzA2Mjp1cw%3D%3D>

Read Works.org

Read Works offers access to 3000+ comprehension for all age groups. Just sign up for a free account to access fantastic texts.

<https://www.readworks.org/>

Beanstalk

Beanstalk website is packed with lots of interactive materials for children aged 1 to 6. They are offering free access to all families during the COVID-19 pandemic.

<https://beanstalk.co/>

Education Quizzes

A series of short quizzes for children to complete related to the National Curriculum subjects. Just select KS1 for Reception, Year 1 & Year 2 and select KS2 for Years 3-6.

<https://www.educationquizzes.com/ks1/>

Top Marks

A range of activities here but especially good interactive activities for maths.

<https://www.topmarks.co.uk/>



Next Week at Hill West

Key Question: Why is it so cold in the morning?

Key Text for Linked Learning: *Little Robin Red Vest*

Christmas is getting even closer, the elves have sent us a message to say that everybody at the North Pole are very busy and Father Christmas is checking his list! Father Christmas has sent us an early present of a book, all about his winter friend. The children will listen to the story of 'Robin Red Vest' and talk about his kind actions and how we are kind in school every day.

Robins are a sign of the season Winter. We will explore the changes and signs of this season. Making links to the story, we will discuss why it was so important that the robin had a vest. Mr Robin's friends would like us to design and make another new vest for Mr Robin with special features, we will need to use our scientific vocabulary and knowledge to help us with this. Our creative skills do not stop there, this week we will be creating our Christmas cards for our loved ones at home.

PSED:

To describe self and others in positive terms

Communication and Language:

To extend vocabulary and explore the meaning of new words.

Physical Development:

To practise underarm throwing

Literacy:

To read and write the tricky words – no, go, to.

To attempt writing a simple sentence e.g. it is a bus.

Mathematics:

To develop an understanding of the numeral 7.

To recall the days of the week.

Understanding of the World:

To explore the season Winter.

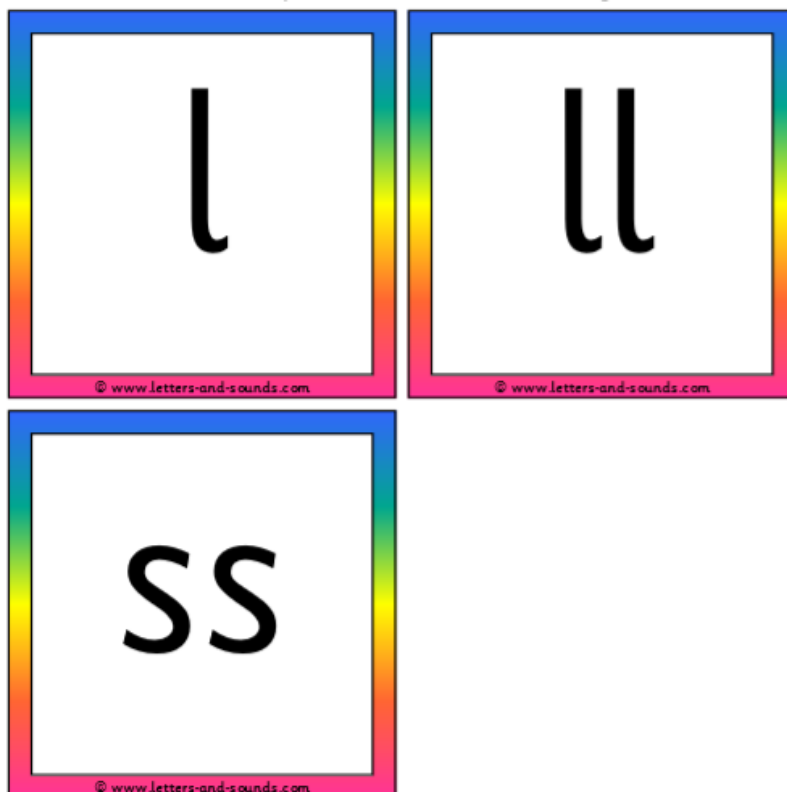
Expressive Arts and Design:

To combine materials in different ways.

In phonics this week we are learning about the phonemes ck, e, u, r. We will be looking for objects containing these phonemes, practising how to correctly form each grapheme and reading cvc words containing these phonemes. **Please continue to recap s, a, t, p, i, n, m, d, g, o, c, k, ck, e, u, r, h, b, f, ff.** The following link will help ensure your child is using the correct pronunciation:

https://www.youtube.com/watch?v=TTe5_Em0BHQ

Use the flashcards below to practise recognising these phonemes.



Here are the links to a short phonics session for each phoneme taught in school so far...

l

<https://www.youtube.com/watch?v=PvFTMZzpfvY&list=PLuGr6z2H2KNGLy2Tckcy8Kk8u10mXgcmi&index=33&t=19s>

ll

https://www.youtube.com/watch?v=L_mcyfjC59M&list=PLuGr6z2H2KNGLy2Tckcy8Kk8u10mXgcmi&index=45

ss



























<https://www.youtube.com/watch?v=Zw25t2aJPUo&list=PLuGr6z2H2KNGLy2Tckcy8Kk8u10mXgcmi&index=42>

Letter Formation Practise

Use the rhymes on the next page to help your child remember the correct formation.



Letter Formation Rhymes

<p>a</p>  <p>Around the apple and down the leaf.</p>	<p>b</p>  <p>Down the laces to the heel and around the toe.</p>	<p>c</p>  <p>Curl around the caterpillar.</p>	<p>d</p>  <p>Around the dinosaurs bottom, up his tall neck & down to his toes.</p>	<p>e</p>  <p>Lift off the top and scoop out the egg.</p>	<p>f</p>  <p>Down the stem and draw the leaves.</p>
<p>g</p>  <p>Around the girls face, down her hair and give her a curl.</p>	<p>h</p>  <p>Down the head, to his hooves and over his back.</p>	<p>i</p>  <p>Down the body and dot for the head.</p>	<p>j</p>  <p>Down his body, curl, dot for his head.</p>	<p>k</p>  <p>Down the kangaroo's body tail and leg.</p>	<p>l</p>  <p>Down the long leg.</p>
<p>m</p>  <p>Down Maisie, mountain, mountain.</p>	<p>n</p>  <p>Down Nobby and over his net.</p>	<p>o</p>  <p>All around the orange.</p>	<p>p</p>  <p>Down the pirates plait and around his face.</p>	<p>qu</p>  <p>Round her head, up past her earring, down her hair, and flick.</p>	<p>r</p>  <p>Down the robots back and curl over his arm.</p>
<p>s</p>  <p>Slither down the snake.</p>	<p>t</p>  <p>Down the tower, across the tower.</p>	<p>u</p>  <p>Down and under, up to the top and draw the puddle.</p>	<p>v</p>  <p>Down a wing, up a wing.</p>	<p>w</p>  <p>Down, up, down, up.</p>	<p>x</p>  <p>Down the arm and leg, repeat the other side.</p>
<p>y</p>  <p>Down a horn, up a horn and under head.</p>	<p>z</p>  <p>Zig-zag-zig.</p>				

Practise reading and writing the tricky words to, go, no.

You could cut them out and stick them on your wall.
Can you find them in a book?

An orange rectangular card with a black border and a speckled texture. The word "no" is written in the center in a white, rounded, lowercase font with a black outline.

no

A yellow rectangular card with a black border and a speckled texture. The word "to" is written in the center in a white, rounded, lowercase font with a black outline.

to

A blue rectangular card with a black border and a speckled texture. The word "go" is written in the center in a white, rounded, lowercase font with a black outline.

go

Have you played these **NEW** phonics games?

Picnic On Pluto

<https://www.phonicsplay.co.uk/resources/phase/2/picnic-on-pluto>

Phonics Matching

<https://www.phonicsbloom.com/uk/game/match-cards?phase=2>

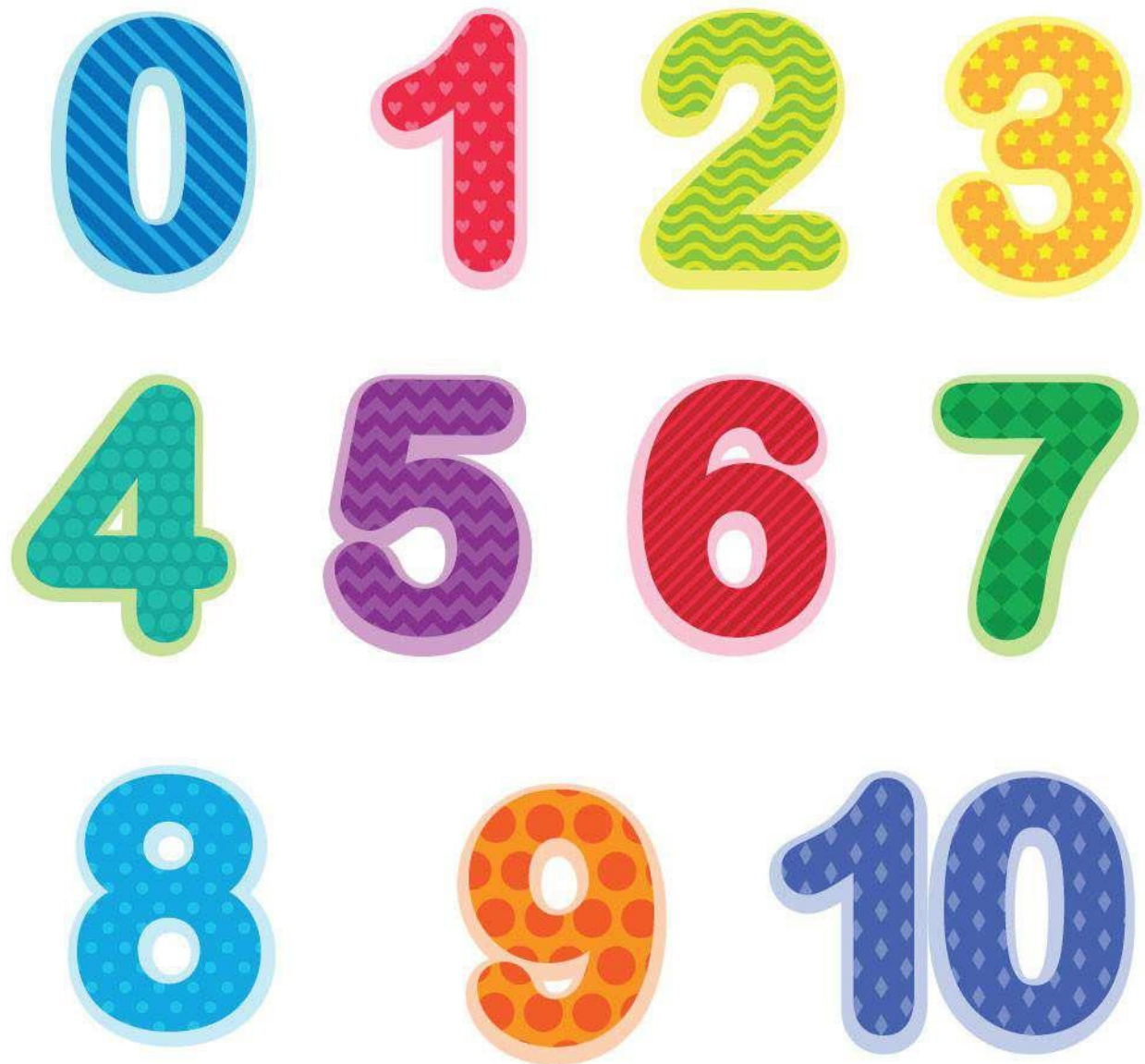
Odd One Out

<https://www.phonicsbloom.com/uk/game/odd-sound-out?phase=2>



Please continue to access Reading Eggs daily! Have you been having fun on it?

Please continue working on these numbers. Can you order them from 0-10? Can you write the numeral?



Counting Songs

Follow the links to some of the number songs we are singing in school.

One More

<https://www.youtube.com/watch?v=Du6JHupzwVo&t=146s>

Days of the Week



<https://www.youtube.com/watch?v=3tx0rvuXIRg&t=70s>

This week we are learning about the numeral 7.

Can you find the number 7 on a clock?

Can you count 7 objects?

Can you write the numeral 7?




Meet the Numberblock 7. Did you know $5 + 2 = 7$!

Check out the adventures of the numberblock 7.

<https://www.youtube.com/watch?v=ZfCwF0ns5YE>

Can you practise the number 7 formation...



Practise your maths skills through these fun games...

Roy the Zebra – Days of the Week

<https://www.roythezebra.com/reading-games-high-frequency-words.html>

Teddy Numbers – Counting

<https://www.topmarks.co.uk/learning-to-count/teddy-numbers>

Robot Addition to 10 – Adding

<https://www.topmarks.co.uk/addition/robot-addition>

Coconut Ordering – Ordering to 10

<https://www.topmarks.co.uk/ordering-and-sequencing/coconut-ordering>

This week in school the children will be completing lots of activities consolidating their understanding of addition and subtraction. Follow these lessons from the Oak National Academy to help consolidate your knowledge.

<https://teachers.thenational.academy/units/addition-and-subtraction-within-6-6d4f>


Christmas is approaching quickly and we are all getting very excited. Lots of people celebrate Christmas in different ways. Here is a unit of work where you will learn about how people celebrate Christmas across the UK.

Could you draw a picture of how you celebrate Christmas?

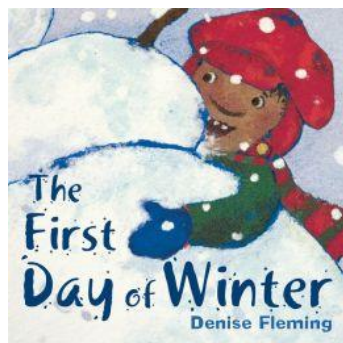
<https://teachers.thenational.academy/units/christmas-traditions-54fe>




We will be sharing a range of books about night time this week. Here are a few we will be reading in class. We've added a link of the story being read aloud.



<https://www.youtube.com/watch?v=SZKJHikSJY4>






<https://www.youtube.com/watch?v=JDua9EyshKo>





<https://www.youtube.com/watch?v=WArsEwlrZXs>

Can you find the 2D shapes and count how many there are?



Match the sentences to the pictures.



a pen in a pot



a cat in a bed



a sock in a bin



a dog in a hat

Can you complete these silly sentences? Use a sound mat to help you find phonemes you are unsure of.



Pig in _____.



Cat on the _____.



It is a _____ on the bin.



Mop in the _____.



Label these
pictures onto a
gift tag in time
for Christmas!



Find the correct ending for these words.

ll or ss?



ba _____



ki _____






hi _____









be _____

Cut out the Robins at the bottom of the page and add more to the tens frame. Can you find the answer?






1 **more** than 3 is ____

1 **more** than 6 is ____





1 **more** than 5 is ____



What is in Little Red Robin's nest? Write a list to help us find out!





Can you highlight all of the tricky words in these sentences?

The cat is in the back.

I can see the pin on the map.

Go into the van.



What do we need to leave
for Santa?

When have you been kind?



Draw a picture.

Comment (scribed by adult)