



# HILL WEST *Primary*

FOUR OAKS

## Home Learning Pack

Reception

Week Beginning 14.12.20



## **Home Learning Links**

### **Oxford Owl**

For a limited time, the Oxford reading scheme books we use to support your child's reading in school and at home are providing free access to selected books. All you need to do is click on the link below and register an email to get reading.

<https://home.oxfordowl.co.uk/books/free-ebooks/>

### **Phonics Play**

This is a great resource that we use in school to support the teaching of phonics. They have a range of games for the children to complete where they will be applying their phonic knowledge. Some of the games are free or you can subscribe for free 7 day trial which allows you full access

<https://new.phonicsplay.co.uk/>

### **Oak National Academy**

This website has been created by 40 teachers from some of the leading schools across England, backed by government grant funding. Here you can access all of our lessons. Either you can follow a set plan of lessons across a range of subjects, or you can access particular lessons in certain subjects.

<https://www.thenational.academy/online-classroom/reception#schedule>

### **Teach your monster to read**

Create a monster and take it on an adventure through a magical world. Travel to exciting places, meet fun characters, play games and win prizes as your monster learns the first steps of reading. Minigames help children to develop speed and accuracy of letter recognition. Lots of blending, segmenting and tricky words. Read for purpose with magical little books. A great way to help your children with reading at home. The website is free.

<https://www.teachyourmonstertoread.com/>

### **White rose maths**

The White Rose Maths Team has prepared a series of five maths lessons for each year group. They add five more each week for the next few weeks. Every lesson comes with a short video showing you clearly and simply how to help your child to complete the activity successfully.

<https://whiterosemaths.com/homelearning/early-years/>

### **Letters and Sounds**

Filmed phonics lessons that follow phases 2 to 5 of the Letters and Sounds programme for reception, year 1 and learning to blend. Parent guidance videos.

[https://www.youtube.com/channel/UCP\\_FbjYUP\\_UtldV2K\\_-niWw](https://www.youtube.com/channel/UCP_FbjYUP_UtldV2K_-niWw)

### **Numberblocks**

We use the Numberblocks to support our teaching of Maths Mastery. Check out the website for clips to help support your child's maths development.

<https://www.bbc.co.uk/cbeebies/shows/numberblocks>

### **World Book Online**

World Book online have just made their fabulous collection of over 3,000 e-books and audiobooks available for free for children to access at home. They have books suitable for all ages. Click on the following link to access them.

<https://worldbook.kitaboo.com/reader/worldbook/index.html?usertoken=Mjk5MzQ6MTpJUjA5MjAxNjoyO mNsaWVudDE2OTc6MTY5NzoyMjE2Mjg4OjE6MTU4NDM4MDEzMzA2Mjp1cw%3D%3D>

**Read Works.org**

Read Works offers access to 3000+ comprehension for all age groups. Just sign up for a free account to access fantastic texts.

<https://www.readworks.org/>

**Beanstalk**

Beanstalk website is packed with lots of interactive materials for children aged 1 to 6. They are offering free access to all families during the COVID-19 pandemic.

<https://beanstalk.co/>

**Education Quizzes**

A series of short quizzes for children to complete related to the National Curriculum subjects. Just select KS1 for Reception, Year 1 & Year 2 and select KS2 for Years 3-6.

<https://www.educationquizzes.com/ks1/>

**Top Marks**

A range of activities here but especially good interactive activities for maths.

<https://www.topmarks.co.uk/>

## Weekly Overview

**Key Question Week 7: Will the Christmas visitor be on the good or cheeky list?**

**Key Text for Linked Learning: Paddington and The Christmas Visitor**

After sharing the story 'Paddington and The Christmas Visitor', we will be discussing if it was really Father Christmas who Paddington met. Children will be talking about their past experiences of Christmas and sharing their favourite toy/ present with their friends. In Literacy they will be writing Christmas lists for Father Christmas and writing Christmas cards to their friends. We will also be sharing the story of 'The Christmas Bear', exploring the different places around the world in the story. The children will investigate what those places are like and how they are similar or different to where they all live.

**PSED:**

To speak to others about what we like.

**Communication and Language:**

To answer how and why questions about past experiences.

**Physical Development:**

To cutting and fold materials. To Balance and climb on apparatus.

**Literacy:**

To write a list using phonic knowledge.

Recap of Phase 2 phonemes and tricky words.

**Mathematics:**

To practise skills learnt in previous weeks.

Numbers to 7, subtraction and part, part whole.

**Understanding of the World:**

To look at similarities and differences in places.

To learn about the Nativity story and talk about how people celebrate Christmas.

**Expressive Arts and Design:**


To select tools and techniques needed to shape, assemble and join materials.

## Letter Formation Practice

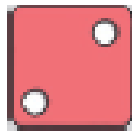
Roll a number, practise the correct formation. Look at the rhymes on the following page to help you.

## Roll and Write

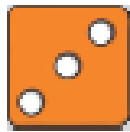
m




d



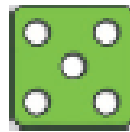
g




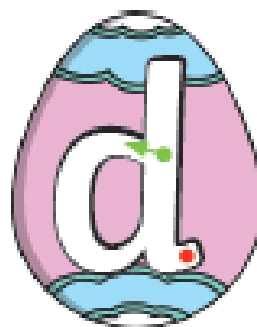

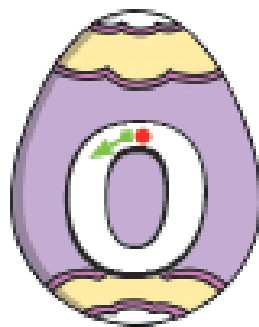
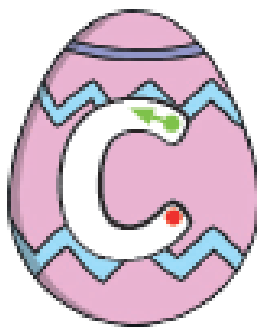
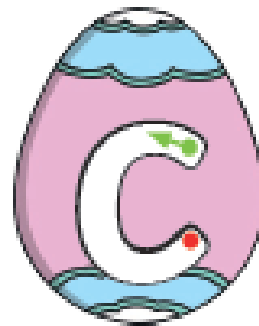


o




























c




k



## Letter Formation Rhymes

<p>a</p>  <p>Around the apple and down the leaf.</p>	<p>b</p>  <p>Down the laces to the heel and around the toe.</p>	<p>c</p>  <p>Curl around the caterpillar.</p>	<p>d</p>  <p>Around the dinosaurs bottom, up his tall neck &amp; down to his toes.</p>	<p>e</p>  <p>Lift off the top and scoop out the egg.</p>	<p>f</p>  <p>Down the stem and draw the leaves.</p>
<p>g</p>  <p>Around the girls face, down her hair and give her a curl.</p>	<p>h</p>  <p>Down the head, to his hooves and over his back.</p>	<p>i</p>  <p>Down the body and dot for the head.</p>	<p>j</p>  <p>Down his body, curl, dot for his head.</p>	<p>k</p>  <p>Down the kangaroo's body tail and leg.</p>	<p>l</p>  <p>Down the long leg.</p>
<p>m</p>  <p>Down Maisie, mountain, mountain.</p>	<p>n</p>  <p>Down Nobby and over his net.</p>	<p>o</p>  <p>All around the orange.</p>	<p>p</p>  <p>Down the pirates plait and around his face.</p>	<p>qu</p>  <p>Round her head, up past her earring, down her hair, and flick.</p>	<p>r</p>  <p>Down the robots back and curl over his arm.</p>
<p>s</p>  <p>Slither down the snake.</p>	<p>t</p>  <p>Down the tower, across the tower.</p>	<p>u</p>  <p>Down and under, up to the top and draw the puddle.</p>	<p>v</p>  <p>Down a wing, up a wing.</p>	<p>w</p>  <p>Down, up, down, up.</p>	<p>x</p>  <p>Down the arm and leg, repeat the other side.</p>
<p>y</p>  <p>Down a horn, up a horn and under head.</p>	<p>z</p>  <p>Zig-zag-zig.</p>				

This week we will be recapping all of the Phase 2 phonemes (mat below) .



Use these phonemes to practise blending to read CVC words.

Watch this video clip to recap.

<https://www.bing.com/videos/search?q=youtube+blending+phase+2&&view=detail&mid=2199B29D701669F6E5642199B29D701669F6E564&&FORM=VRDGAR&ru=%2Fvideos%2Fsearch%3Fq%3Dyoutube%2Bblending%2Bphase%2B2%26go%3DSearch%26qs%3Dds%26form%3DQBVDMMH>

This video will help to provide the correct pronunciation for each phoneme (Phase 2 only)

<https://www.bing.com/videos/search?q=+phase+2+correct+pronunciations&&view=detail&mid=3BE0BDA3C5A1BA0976193BE0BDA3C5A1BA097619&&FORM=VRDGAR&ru=%2Fvideos%2Fsearch%3Fq%3D%2Bphase%2B2%2Bcorrect%2Bpronunciations%26go%3DSearch%26qs%3Dds%26form%3DQBVDMMH>



Here are just a few examples **bin, can, hat, dog, kit** etc.

**Write a list below.....**

1. \_\_\_\_\_

2. \_\_\_\_\_

3. \_\_\_\_\_

4. \_\_\_\_\_

5. \_\_\_\_\_

Have you played these **NEW** phonics games?

Pick a Picture

<https://www.phonicsplay.co.uk/resources/phase/2/pick-a-picture>

Dragons Den

<https://www.phonicsplay.co.uk/resources/phase/2/dragons-den>





Please continue to access Reading Eggs daily! Have you been having fun on it? You can keep track by colouring in the eggs in your reading diary!

This week our class texts will be:  
The Christmas Bear and Paddington and the Christmas Visitor.



We will be learning about the Nativity story.  
Watch and listen here.


<https://www.youtube.com/watch?v=FrTFAZPQxpE>

We would love to hear about your Christmas Eve and Christmas Day family traditions.

**How I celebrate  
Christmas...**



Please practise numbers 1-10. Can you cut them out, mix them up and put them back in the correct order? Can you find these numbers around your house? Can you count out a number of objects and write the numeral to match?



### Counting Songs

Follow the links to some of the number and shapes songs we are singing in school.

Counting Snowflakes

<https://www.youtube.com/watch?v=ee639qaoYnE>

3D Shapes

<https://www.youtube.com/watch?v=2cg-Uc556-Q>

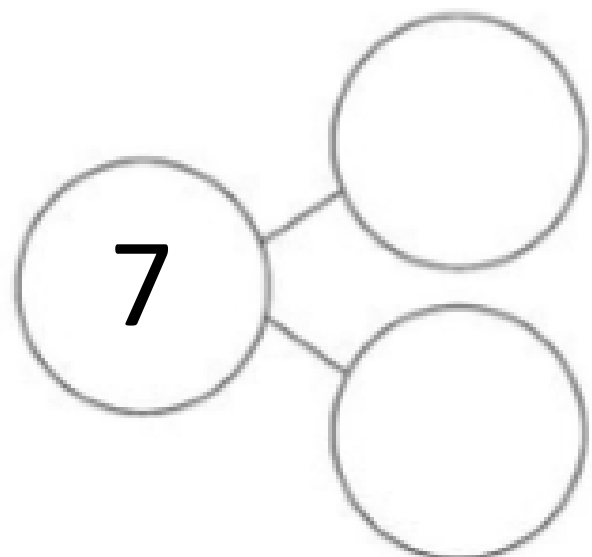
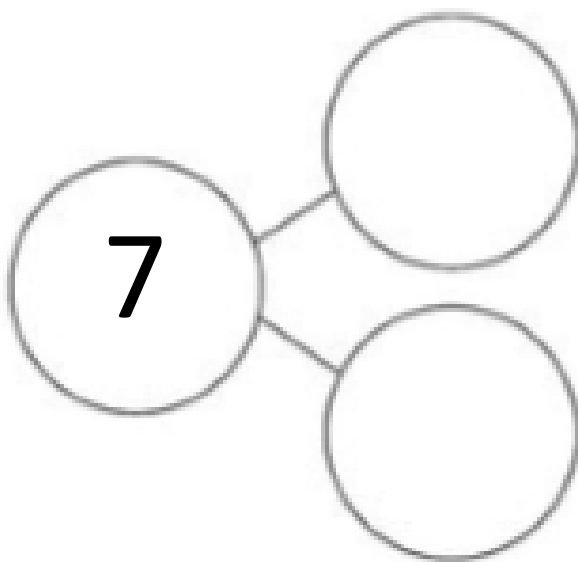
Days of the Week

<https://www.youtube.com/watch?v=3tx0rvuXIRg&t=70s>

**We are continuing to learn more about number 7 this week as well as recap all the other numbers before, can you count backwards from 7?**



Part, part whole is a great way to understand addition, can you fill in the part, part whole models below to make the number 7 in two different ways?



Practise your maths skills through these fun games...

The Gingerbread Man Game – Counting & Ordering

<https://www.topmarks.co.uk/learning-to-count/gingerbread-man-game>

10 Green Bottles – Subtraction

<http://www.ictgames.com/mobilePage/bottleTakeAway/index.html>

Tens Frame Practise – Create numbers using a tens frame.

<http://www.ictgames.com/mobilePage/tenFrame/index.html>

Robot Addition to 10 – Adding

<https://www.topmarks.co.uk/addition/robot-addition>

Coconut Ordering – Ordering to 10

<https://www.topmarks.co.uk/ordering-and-sequencing/coconut-ordering>

This week in school the children will be continuing to develop their understanding of addition and subtraction.

Follow these lessons from the Oak National Academy to help consolidate your knowledge.

<https://teachers.thenational.academy/units/addition-and-subtraction-within-6-6d4f>

Can you cut out and hide these symbols around your house? Challenge yourself and your family to see who can find the symbols as you name them.





Christmas is approaching quickly and we are all getting very excited. Lots of people celebrate Christmas in different ways. Here is a unit of work where you will learn about how people celebrate Christmas across the UK.

Could you draw a picture of how you celebrate Christmas?

<https://teachers.thenational.academy/units/christmas-traditions-54fe>




**We will be completing various Christmas crafts this week in preparation for the big day! Can you create any of them at home?**




Can you cut out the pictures and sort which phoneme they belong to?

**ff**



**f**



**ll**




**l**



**ss**




**s**



## What can you see in Santa's workshop?

Create a list below.

[illegible]

# What Christmas looks like to me...

Draw a picture of what happens in your house at Christmas.



Cut & stick the items you will leave out for Santa and Rudolph on Christmas Eve! Can you write what they are next to it?

*Santa, I will leave out these things  
for you!*



# Santa Addition

Yellow

10

Red


6

Brown

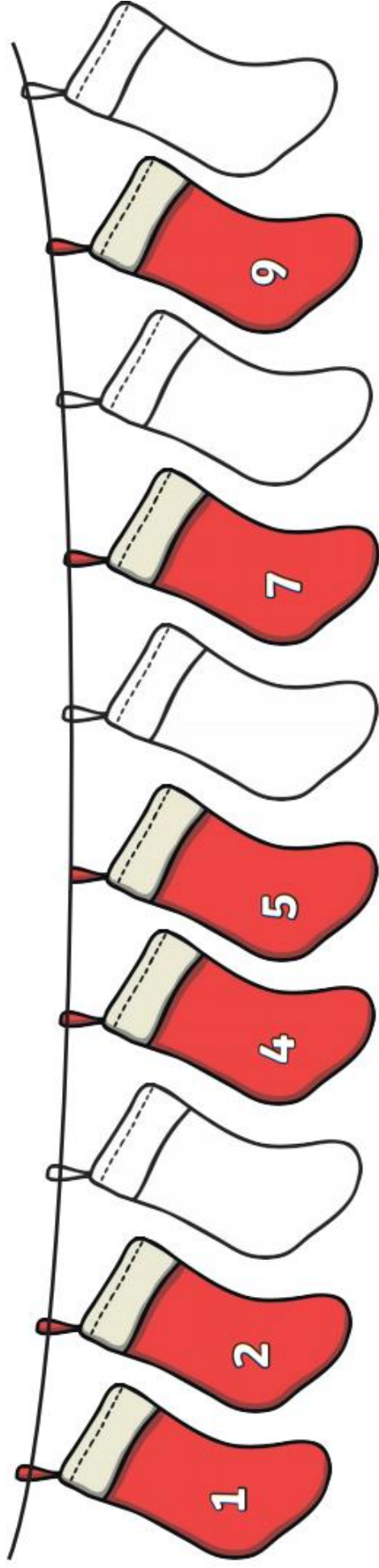
5

Black

3



Which numbers  
are missing on the  
stockings?





What has  
Santa hidden  
in this  
stocking?



---

---

---

---

The children opened some of their presents. Cross out the presents that they have opened. How many are left?



$$\boxed{5} - \boxed{3} = \boxed{\phantom{00}}$$



$$\boxed{8} - \boxed{5} = \boxed{\phantom{00}}$$



$$\boxed{7} - \boxed{1} = \boxed{\phantom{00}}$$



$$\boxed{3} - \boxed{2} = \boxed{\phantom{00}}$$



$$\boxed{6} - \boxed{6} = \boxed{\phantom{00}}$$



$$\boxed{5} - \boxed{3} = \boxed{\phantom{00}}$$