



HILL WEST *Primary*

FOUR OAKS

Home Learning Pack

Reception

Week Beginning 16.11.20



Home Learning Links

Oxford Owl

For a limited time, the Oxford reading scheme books we use to support your child's reading in school and at home are providing free access to selected books. All you need to do is click on the link below and register an email to get reading.

<https://home.oxfordowl.co.uk/books/free-ebooks/>

Phonics Play

This is a great resource that we use in school to support the teaching of phonics. They have a range of games for the children to complete where they will be applying their phonic knowledge. Some of the games are free or you can subscribe for free 7 day trial which allows you full access

<https://new.phonicsplay.co.uk/>

Oak National Academy

This website has been created by 40 teachers from some of the leading schools across England, backed by government grant funding. Here you can access all of our lessons. Either you can follow a set plan of lessons across a range of subjects, or you can access particular lessons in certain subjects.

<https://www.thenational.academy/online-classroom/reception#schedule>

Teach your monster to read

Create a monster and take it on an adventure through a magical world. Travel to exciting places, meet fun characters, play games and win prizes as your monster learns the first steps of reading. Minigames help children to develop speed and accuracy of letter recognition. Lots of blending, segmenting and tricky words. Read for purpose with magical little books. A great way to help your children with reading at home. The website is free.

<https://www.teachyourmonstertoread.com/>

White rose maths

The White Rose Maths Team has prepared a series of five maths lessons for each year group. They add five more each week for the next few weeks. Every lesson comes with a short video showing you clearly and simply how to help your child to complete the activity successfully.

<https://whiterosemaths.com/homelearning/early-years/>

Letters and Sounds

Filmed phonics lessons that follow phases 2 to 5 of the Letters and Sounds programme for reception, year 1 and learning to blend. Parent guidance videos.

https://www.youtube.com/channel/UCP_FbjYUP_UtldV2K_-niWw

Numberblocks

We use the Numberblocks to support our teaching of Maths Mastery. Check out the website for clips to help support your child's maths development.

<https://www.bbc.co.uk/cbeebies/shows/numberblocks>

World Book Online

World Book online have just made their fabulous collection of over 3,000 e-books and audiobooks available for free for children to access at home. They have books suitable for all ages. Click on the following link to access them.

<https://worldbook.kitaboo.com/reader/worldbook/index.html?usertoken=Mjk5MzQ6MTpJUjA5MjAxNjoyO mNsaWVudDE2OTc6MTY5NzoyMjE2Mjg4OjE6MTU4NDM4MDEzMzA2Mjp1cw%3D%3D>

Read Works.org

Read Works offers access to 3000+ comprehension for all age groups. Just sign up for a free account to access fantastic texts.

<https://www.readworks.org/>

Beanstalk

Beanstalk website is packed with lots of interactive materials for children aged 1 to 6. They are offering free access to all families during the COVID-19 pandemic.

<https://beanstalk.co/>

Education Quizzes

A series of short quizzes for children to complete related to the National Curriculum subjects. Just select KS1 for Reception, Year 1 & Year 2 and select KS2 for Years 3-6.

<https://www.educationquizzes.com/ks1/>

Top Marks

A range of activities here but especially good interactive activities for maths.

<https://www.topmarks.co.uk/>

Weekly overview

Key Question Week 3: 999: What's your emergency?

Key Text for Linked Learning: *People Who Help us – Non Fiction series*

Children will continue looking at people who help us but will be looking carefully at who helps us in the wider community. They will be looking closely at the three emergency services that help us, learning about what they do to help people. Within the setting, children will get to role play the different roles of the emergency services in different role play areas; police station, fire station and hospital. In Literacy, the children will be developing their caption/sentence writing skills, applying their known phonemes and tricky words.

Children will be listening to the story 'Real Superheroes' and talk about the characters in the story and the role of the emergency services. We will discuss with the children about calling 999 in the case of an emergency and how to stay safe.

PSED:

To take account of what others say.

Communication and Language:

To use language to recreate roles in play situations.

Physical Development:

To travel with confidence and skill around, under, over and through balancing and climbing equipment.
To talk about keeping safe.

Literacy:

To recognise the tricky words – to, go, no.
To write a simple caption using phonic knowledge.

Mathematics:

To add two amounts together.
To compare height (short, tall, shorter, taller, shortest, tallest)

Understanding of the World:


To show an interest in different occupations.

Expressive Arts and Design:

To introduce a story line into their play.

In phonics this week we are recapping m, d, g, o, c, k. . We have been looking for objects containing these phonemes and practising how to correctly form each grapheme. **Please continue to recap s, a, t, p, i, n, m, d, g, o, c.** The following link will help ensure your child is using the correct pronunciation: https://www.youtube.com/watch?v=TTe5_Em0BHQ

Recap of the taught phonemes.



We are recapping these 6 phonemes and learning to blend to read cvc words

e.g. mop, kit, got, tim, dog.

This link helps to teach blending.

https://www.youtube.com/watch?v=ag3NAwTS_Vk&list=PLuGr6z2H2KNGLy2Tckcy8Kk8u10mXgcmi&index=26

Write some cvc words using the phonemes above.

--	--	--

--	--	--

--	--	--

--	--	--

--	--	--

Letter Formation Practise



























Use the rhymes on the next page to help your child remember the correct formation.

m m m m m m m

d d d d d d d

g g g g g g g

Letter Formation Rhymes

<p>a</p>  <p>Around the apple and down the leaf.</p>	<p>b</p>  <p>Down the laces to the heel and around the toe.</p>	<p>c</p>  <p>Curl around the caterpillar.</p>	<p>d</p>  <p>Around the dinosaurs bottom, up his tall neck & down to his toes.</p>	<p>e</p>  <p>Lift off the top and scoop out the egg.</p>	<p>f</p>  <p>Down the stem and draw the leaves.</p>
<p>g</p>  <p>Around the girls face, down her hair and give her a curl.</p>	<p>h</p>  <p>Down the head, to his hooves and over his back.</p>	<p>i</p>  <p>Down the body and dot for the head.</p>	<p>j</p>  <p>Down his body, curl, dot for his head.</p>	<p>k</p>  <p>Down the kangaroo's body tail and leg.</p>	<p>l</p>  <p>Down the long leg.</p>
<p>m</p>  <p>Down Maisie, mountain, mountain.</p>	<p>n</p>  <p>Down Nobby and over his net.</p>	<p>o</p>  <p>All around the orange.</p>	<p>p</p>  <p>Down the pirates plait and around his face.</p>	<p>qu</p>  <p>Round her head, up past her earring, down her hair, and flick.</p>	<p>r</p>  <p>Down the robots back and curl over his arm.</p>
<p>s</p>  <p>Slither down the snake.</p>	<p>t</p>  <p>Down the tower, across the tower.</p>	<p>u</p>  <p>Down and under, up to the top and draw the puddle.</p>	<p>v</p>  <p>Down a wing, up a wing.</p>	<p>w</p>  <p>Down, up, down, up.</p>	<p>x</p>  <p>Down the arm and leg, repeat the other side.</p>
<p>y</p>  <p>Down a horn, up a horn and under head.</p>	<p>z</p>  <p>Zig-zag-zig.</p>				



Please continue to access Reading Eggs daily! Have you been having fun on it?

Can you hear the initial sound? E.g. d for doctors.

Have a go at matching the initial sound or even writing the initial sound.



d	f	t	b	p
---	---	---	---	---

Roll a Sound

m



d



g




o



c



k



m	d	g	o
c	k	m	d
o	g	c	k
d	m	o	c


What is the missing sound?



b _ d



m _ p



f _ x



t _ n



t _ p



r _ d



The pin is red.



I am a cat.



The man is sad.

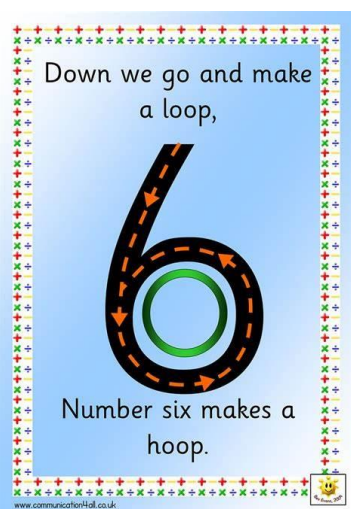

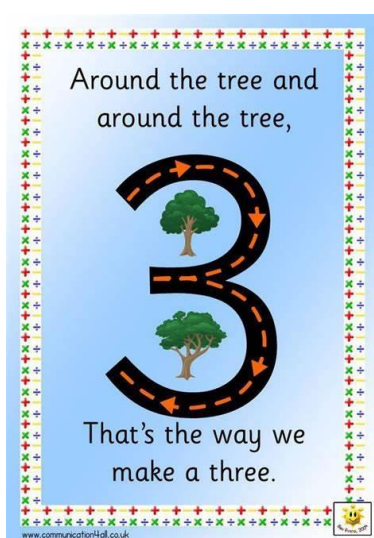
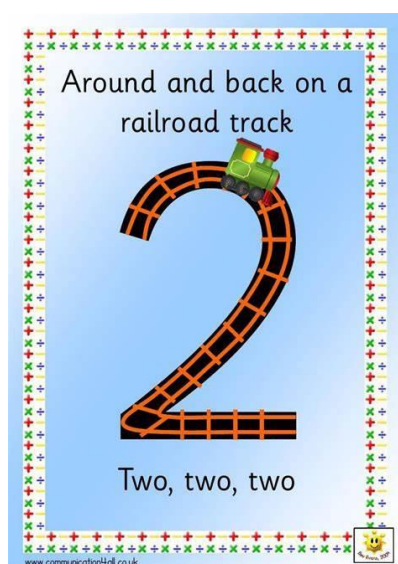
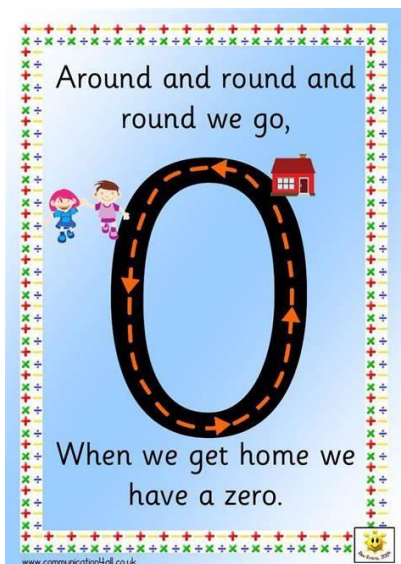


The pig is in mud.

Practise reading and writing the tricky words below.



Number Formation



We will be looking at addition in school this week. Please complete this lesson...


<https://teachers.thenational.academy/lessons/combining-two-groups-71gkec>



+



=



+



=



+



=



People Who Help Us

Write how many people who help us there are in the circle.



We will be learning all about the emergency services this week. In school we will be talking about People Who Help Us.

Follow the link below for a sequence of lessons all about firefighters, police officers and doctors and nurses.

Please complete one of your choice.



<https://teachers.thenational.academy/units/people-who-help-us-firefighters-587b>



<https://teachers.thenational.academy/units/people-who-help-us-police-officers-043a>



<https://teachers.thenational.academy/units/people-who-help-us-doctors-and-nurses-2f36>

Who can help me?

Can you think about who would help you in these scenarios. Use the pictures on the next page to match.



I am lost.



I need help with my work.



I need to cross the road.

--	--	--

There is a fire.



I have hurt my knee.



--	--

