



HILL WEST *Primary*

FOUR OAKS

Home Learning Pack

Year 1

Week Beginning 04.01.21



Home Learning Links

Oak National Academy

Oak National Academy is an online classroom and resource hub. It provides high-quality video lessons and resources to support teachers, parents and pupils.

www.thenational.academy

BBC Bitesize

With BBC Bitesize it is easy to keep learning at home. You can access regular daily lessons in English, maths and other core subjects.

<https://www.bbc.co.uk/bitesize>

Phonics English Hubs

Online phonics lessons for the Letters and Sounds phonics programme.

<https://www.wandleenglishhub.org.uk/lettersandsounds>

World Book Online

World Book online have just made their fabulous collection of over 3,000 e-books and audiobooks available for free for children to access at home. They have books suitable for all ages. Click on the following link to access them.

<https://worldbook.kitaboo.com/reader/worldbook/index.html?usertoken=Mjk5MzQ6MTpJUjA5MjAxNjoyOmNsaWVudDE2OTc6MTY5NzoyMjE2Mjg4OjE6MTU4NDM4MDExMzA2Mjp1cw%3D%3D>

Read Works.org

Read Works offers access to 3000+ comprehension for all age groups. Just sign up for a free account to access fantastic texts.

<https://www.readworks.org/>

Beanstalk

Beanstalk website is packed with lots of interactive materials for children aged 1 to 6. They are offering free access to all families during the COVID-19 pandemic.

<https://beanstalk.co/>

Tutortastic

An online platform with tutorials and videos for home learning.

<https://www.tutortastic.co.uk/blog/homelearning>

Education Quizzes

A series of short quizzes for children to complete related to the National Curriculum subjects. Just select KS1 for Reception, Year 1 & Year 2 and select KS2 for Years 3-6.

<https://www.educationquizzes.com/ks1/>

Top Marks

A range of activities here but especially good interactive activities for maths.

<https://www.topmarks.co.uk/>

Classroom Secrets

Classroom Secrets Kids is offering free access to everyone until the end of April 2020. The platform is aimed at primary aged children and covers subjects such as maths, reading, grammar and spelling. The platform is really child-friendly so that they're able to access it on their own. There are a load of games and interactive activities from phonics to SATs

<https://kids.classroomsecrets.co.uk/>

National Geographic

National Geographic is a great platform for learning and it's totally free. There are online games, resources and competitions, too.

<https://www.natgeokids.com/uk/teacher-category/primary-resources/>

Reading Eggs



Next Week at Hill West

Key Question Week 1: Whose house is better?

Key Text for Linked Learning: The Three Little Pigs

Linked Learning: English, Geography and Science

At the start of the week, the children will be looking at how the three houses are made from different materials and will make a prediction about which material they think is best suited for the strongest roof. Before conducting a simple investigation next week, children will secure their knowledge on materials. They will be confident in identifying and describing properties of a range of materials to enable them to make informed predictions. They will focus on scientific vocabulary such as flexible, strong and waterproof and absorbent. In English during the coming weeks, the children will be focusing on traditional tales and the language used in the stories. Beginning with 'The three little pigs' children will identify repeated phrases and key vocabulary from the story. The children will be recapping the structure of stories and discussing why we use beginning, middle and the end. The children will then consider and plan how to adapt the ending of the story. Using our knowledge of the story children will implement geography skills to create maps including the houses. During the week children will also be attending the Panto.

Maths: Children will count to 100; Find one more or one less than any number to 100; Count in 10s from 10; Count in 10s from any number; Find 10 more and 10 less than a given number, estimate a quantity.

Science: See above

History / Geography: See above

Computing: Children will use software to manipulate digital content.(drawing)

Music: Using their voices to perform a song, children will be exploring responding to musical instructions such as start, stop, louder, quieter, faster etc) Children will sing Hi Lo Chicka Lo.

Art / Design Technology: Children to develop awareness that all foods come from a plant or animal.



PDW / R.E: Children will explore different situations and become more aware of ways to keep safe and when they can say yes and no (PANTS rule)

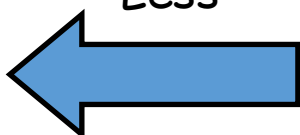

P.E: The children will be using large balls to practise throwing into the air and catching on descent. The children will bounce large balls and practice catching these balls from each bounce. Once confident the children will practice these skills using bean bags. The children will focus on keeping their eye on the ball/beanbag. The children will be set a number of bean bag catching challenges and for each challenge they complete, they will score a point.

Mini Quiz: This week we will be taking their whole class spaced retrieval quiz which will cover topics learned last half term and in EYFS.

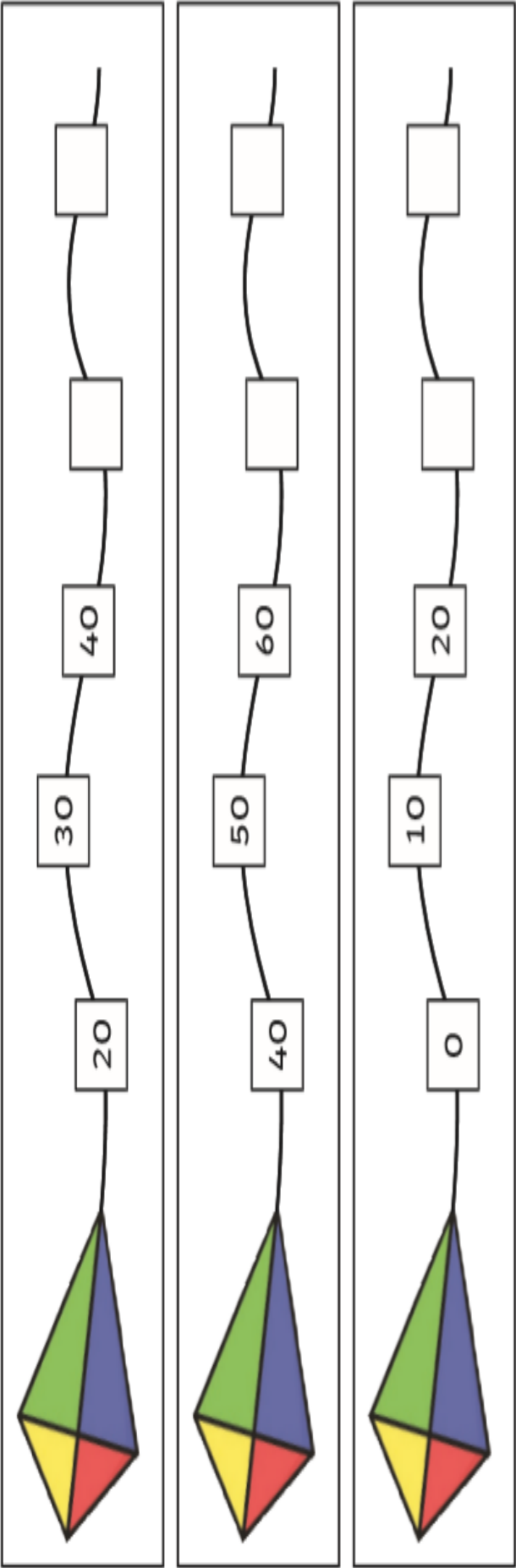
05.01.21

Lo. To show one more and less from any 2-digit number.

Less 	Number	More 
	23	
	37	
	49	
	95	
	74	
	51	
	68	
	10	



Less 	Number	More 
	54	
	39	
	69	
	11	

R) Show two more and less



07.01.21

Lo. To show more and less from any 2-digit number.





















<div>Less</div> <div></div>	Number	<div>More</div> <div></div>
	56	
	69	
	42	
	28	
	93	
	87	
	30	
	71	

R) Show three more and less

Less	Number	More
	23	
	45	

08.01.21

Lo. To count in tens

 10			
	 60		 80
		 110	
 130			
		 190	

09.01.21

Lo. To count in tens


5	15	25	___	45	___
64	54	___	34	___	14
___	21	31	41	___	61
76	___	___	46	36	26
13	___	33	43	___	63

Tuesday 5th January

LO. To identify and name a variety of everyday materials.

Cut and stick activity

Plastic	Wood	Metal	Glass



Wednesday 6th January

LO. To describe the simple physical properties of everyday materials using some scientific words.

Match the words to the correct sentence.



A brick is _____.



This plastic water bottle is _____.



My woollen hat is _____.



A raincoat is _____.



My friend's glasses are _____.



A spoon is _____.



This mug is _____.

squashy	hard	waterproof	soft
			smooth
			shiny
			see-through

Thursday 7th January

LO To describe the simple physical properties of everyday materials using some scientific words (Waterproof and Not Waterproof)

Conduct your own experiment on materials to see if they are waterproof or not.

Waterproof	Not Waterproof

Thursday 7th January
LO. To create a simple map.

Key:

Pig 1 House —

Pig 2 House—

Pig 3 House—

Road—

Park—

Grass—


Tuesday 5th January

To recognise repeated phrases in a story.

To recall key parts of a story




Three Little Pigs Read-Along Storybook | Three Little Pigs Read-Aloud Story Books for Kids




"Who's afraid of the big bad wolf,
The big bad wolf, the big bad wolf?
Who's afraid of the big bad wolf?
Tra-la-la-la-a-a-a!"

Just as the first pig reached his door, out of the woods popped the big bad wolf!
The little pig squealed with fright and slammed the door.
"Little pig, little pig, let me come in!" cried the wolf.
"Not by the hair of my chinny-chin-chin!" said the little pig.




"Then I'll huff, and I'll puff, and I'll blow your house in!" roared the wolf.
And he did. He blew the little straw house all to pieces!
Away raced the little pig to his brother's house of sticks. No sooner was he in the door, when knock, knock, knock! There was the big bad wolf!
But of course, the little pigs would not let him come in.

Three Little Pigs Read-Along Storybook | Three Little Pigs Read-Aloud Story Books for Kids



"Then I'll huff, and I'll puff, and I'll blow your house in!" cried the angry old wolf.
So he huffed,
and he PUFFED,
and he puffed,
and he HUFFED,
and he blew the little twig house all to pieces!
Away raced the two little pigs, straight to the third little pig's house of bricks.
"Don't worry," said the third little pig to his two frightened little brothers. "You are safe here." Soon they were all singing gaily.



This made the big bad wolf perfectly furious!
"Now by the hair of my chinny-chin-chin," he roared, "I'll huff, and I'll puff, and I'll blow your house in!"
So the big bad wolf huffed and he PUFFED, and he puffed and he HUFFED, but he could not blow down that little house of bricks! How could he get in? At last he thought of the chimney!
So up he climbed, quietly. Then with a snarl, down he jumped—right into a kettle of boiling water!

3:38 / 8:19

6:25 / 8:19

Highlight the repeated phrases in the text above - **Repeated phrases** are groups of two, three, or four identical words used too close together, regardless of whether they have the same **meaning**.

Lo. To sequence events in the story

[illegible]

Thursday 7th January

Lo. To recognise story language in tradition fairy tales.



nce upon a time there were three little pigs who went out into the big world to build their homes and seek their fortunes.

The first little pig did not like to work at all. He quickly built himself a house of straw.

With a yelp of pain he sprang straight up the chimney again, and raced away from that little house as fast as he could go!

The three little pigs spent their time in the strong little brick house singing and dancing merrily. And the big bad wolf never came back again.

What story language can you see?

Do you know any other story language that tradition tales use?

Friday 8th January

Lo. To use capital letters, finger spaces and full stops.

Which Little Pig is your favourite ? Why? What would you say to them?


Dear _____,

from

Thursday 7th January

Lo. To develop awareness that all foods come from a plant or animal.

To cut and sort these into plants and animals.



Wednesday 6th January

LO. To explore different situations and become more aware of ways to keep safe.

Dangers in the Kitchen

Can you circle the dangers you can spot in the kitchen?



How many dangers did you find? _____

Dangers in the Bathroom

Can you circle the dangers you can spot in the bathroom?



How many dangers did you find? _____

Thursday 7th January

LO. To explore different situations and become more aware of ways to keep safe.





To sort these things that are safe to touch and things and adult should touch/use.

Safe and Unsafe to Touch Sorting

Safe to touch	Unsafe to touch



visit [twinkl.com](https://www.twinkl.com)



Friday 8th January

LO. To understand the PANTS rule. (Recap)

PANTS fill in the gaps

Can you complete the PANTS rules?

P

A

N

T

S

NSPCC

EVERY CHILDHOOD IS WORTH FIGHTING FOR

Wednesday 6th January

Lo. To manipulate images using a computer.

On a computer, move the faces to the correct box using a mouse.



Happy	Sad	Angry
Scared	Sleepy	Excited

Phase 5 Pictures and Captions Matching



An elephant
stomped on
Philip's toes.



The crayons
looked very new.



I'm going to
make something
out of clay today.



Oh, don't these
clouds seem like
puffs of smoke!



Mr Paul called
out how much
time they had left
to make a toy.



The girl, called
Whitney, saw a blue
bird by the sea.



The boy came
here to the house
to eat pies.



We saw the
people come
down the
mountain.


The Queen's Elephant

People say that The Queen has a big elephant in her garden. The elephant sleeps in the shed and eats cream buns. She has never been seen outside of the garden but lots of people think that it is true.

I think that The Queen likes to ride her elephant at night.

One day, the elephant broke a statue of The King and ate all of the cakes that the cook had made. "That elephant must go!" said The King.

I think that she is still there!



Read Together Quick Questions



1. Where does the elephant sleep?



2. Why do you think that The King said '**That elephant must go!**'



3. Find and copy one adjective used to describe the elephant.



4. What do you think might happen next to The Queen's elephant?

Dear Fay,



There was such a big delay when I went on holiday to Norway. My ticket was for Saturday but I had to wait until Sunday.

I checked the flight on the display and it said 'DELAYED' in big, red letters. I had to stay in the airport overnight so I lay across some chairs and played with my crayons.

Sway Airways felt bad for the delay and said I did not need to pay and I got a free tray of food on the way to Norway. Hooray!

Did you have a good birthday yesterday?

From Shay



Questions

1. Spot the two days of the week that are hidden in the story.

2. Unscramble this word which was displayed in big, red letters.

L E D D E AY

3. Where was Shay going on holiday?

4. What did Shay do at the airport overnight?

Dear May,

I am glad you are having fun. I am not! Today, I broke my green necklace and lost all the beads! Then, I took Pete the dog for a walk but I lost the lead. Pete got covered in mud and leaves.



When I got home, Dad was so cross he wouldn't even speak to me. For tea it is beef stew and I hate meat! I wanted to read a book to cheer myself up but there is a leak in my bedroom so I can't! It is just not my day. I hope I am in a better mood next time I see you. Maybe you will bring me home a treat?

Lots of love and see you next week.

Daisy xxx

Questions

1. What colour were the beads on the necklace that Daisy broke?

2. What did Daisy lose on her walk? Tick one.

☐ Pete's lead

☐ her book

☐ her new coat

3. Can you find and copy **four** words with the 'ea' sound?

4. What treat do you think May might bring home for Daisy?

Phonics

Year One have moved onto Phase 5

Swallows: ay, ou, ie, ea, oy and ir

Swifts: ay, ou and ie

Keep practising phase 3 by using flashcards and games.

Fast Phonics and Reading Eggs too.

My Phase 3 Sound Mat

j 	v 	w 	x 	y 	z 	zz 	qu 
ch 	sh 	th 	ng 	ai 	ee 	igh 	oa 
oo 	oo 	ar 	or 	ur 	ow 	oi 	ear 
air 	ure 	er 					

twinkl visit twinkl.com

My Phase 5 Sound Mat

ay 	ou 	ie 	ea 	oy 	ir 	ue 	ue 
aw 	wh 	ph 	ew 	ew 	oe 	au 	ey 
a-e 	e-e* 	i-e 	o-e 	u-e 	u-e 		

twinkl visit twinkl.com

*even