



HILL WEST
Primary

FOUR OAKS

Home Learning Pack

Year 1

Week Beginning 07.12.20



Home Learning Links

Oak National Academy

Oak National Academy is an online classroom and resource hub. It provides high-quality video lessons and resources to support teachers, parents and pupils.

www.thenational.academy

BBC Bitesize

With BBC Bitesize it is easy to keep learning at home. You can access regular daily lessons in English, maths and other core subjects.

<https://www.bbc.co.uk/bitesize>

Phonics English Hubs

Online phonics lessons for the Letters and Sounds phonics programme.

<https://www.wandleenglishhub.org.uk/lettersandsounds>

World Book Online

World Book online have just made their fabulous collection of over 3,000 e-books and audiobooks available for free for children to access at home. They have books suitable for all ages. Click on the following link to access them.

<https://worldbook.kitaboo.com/reader/worldbook/index.html?usertoken=Mjk5MzQ6MTpJUjA5MjAxNjoyOmNsaWVudDE2OTc6MTY5NzoyMjE2Mjg4OjE6MTU4NDM4MDEzMzA2MjE1cW%3D%3D>

Read Works.org

Read Works offers access to 3000+ comprehension for all age groups. Just sign up for a free account to access fantastic texts.

<https://www.readworks.org/>

Beanstalk

Beanstalk website is packed with lots of interactive materials for children aged 1 to 6. They are offering free access to all families during the COVID-19 pandemic.

<https://beanstalk.co/>

Tutortastic

An online platform with tutorials and videos for home learning.

<https://www.tutortastic.co.uk/blog/homelearning>

Education Quizzes

A series of short quizzes for children to complete related to the National Curriculum subjects. Just select KS1 for Reception, Year 1 & Year 2 and select KS2 for Years 3-6.

<https://www.educationquizzes.com/ks1/>

Top Marks

A range of activities here but especially good interactive activities for maths.

<https://www.topmarks.co.uk/>

Classroom Secrets

Classroom Secrets Kids is offering free access to everyone until the end of April 2020. The platform is aimed at primary aged children and covers subjects such as maths, reading, grammar and spelling. The platform is really child-friendly so that they're able to access it on their own. There are a load of games and interactive activities from phonics to SATs

<https://kids.classroomsecrets.co.uk/>

National Geographic

National Geographic is a great platform for learning and it's totally free. There are online games, resources and competitions, too.

<https://www.natgeokids.com/uk/teacher-category/primary-resources/>

Reading Eggs



Next Week at Hill West

Key Question: Who will deliver my letters?

Key Text for Linked Learning: The Jolly Postman

Linked Learning: English, Science and Geography

This week is all about the Jolly Postman. In children's classrooms there will be a post box for children to use throughout the next two weeks. They will be using phonic knowledge to read parts of the story and will be predicting what happens next after reading each part. Children will look at the features of a letter to help them write their own. As the Postman travels through lots of different weather types, children will also be revising the changes that happen in Autumn and Winter this week. To help the postman on his travels children will learn the four compass directions and will begin to use geographical vocabulary to plan simple routes. Alongside our learning of the Jolly Postman, we will be designing and making their own Christmas decorations.

Maths: Children will Visualise and name common 2D shapes, describe their features, use them to make patterns, pictures and models. Answer a question by recording information in lists and tables, using practical resources.

Science: See above

History: Children will sequence events of their childhood.

Geography: See Above

Computing: Children will be explaining how passwords can be used to protect information and devices and continue to practise using their username and password to access reading eggs.

Music: COVID guidelines

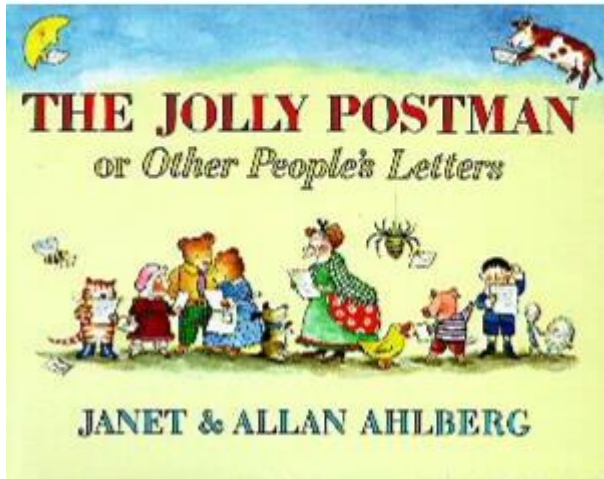
Art / Design Technology: Children will be designing and making their calendars

PDW / R.E: Children learn about the nativity story and begin to talk about why it is an important time of year for followers of Christianity.

P.E: In P.E Children will again be using a variety jumps developing their awareness of height and distance. They will begin to link jumps together and continue to develop moving in a coordinated and controlled way.

Monday 7th December

LO. To make a prediction.



The authors of the book are ...

I predict the book is about...

Tuesday 8th December

LO. To understand what I have read.

Watch the Jolly Postman

https://www.youtube.com/watch?v=gpeo_OyoD0k&t=300s

Highlight the correct answer

Who did the Jolly Postman deliver his first letter to?	1. Postman 2. Three Bears 3. Cat
Who was the Three Bears letter from?	1. Goldilocks 2. Fox 3. Little Red Riding Hood
What colour was the tea at the Wicked Witches house?	1. Red 2. Black 3. Green
Who's house had the giant milk bottle outside?	1. Jack 2. Giant Bigg 3. Cow
After going to the Giants house, where did the Postman go next?	1. Sleeping Beauty 2. Elsa 3. Cinderella
At the end of the book, what did the Postman do?	1. Go to a Party 2. Go to bed 3. Go to the park

Read the letter.

Cut and stick the parts to a letter in the correct order.

Wednesday 9th December

LO. To label a letter (Non-Fiction)

Mr J Postman,
Mail Cottage,
* Delivery Road
Far Far Away
FF2 5AW

Wednesday 9th December 2020

Dear Miss Jones,

I am writing to you to ask for your help. I was on my rounds this morning delivering the post, when a big gust of wind blew over and all my post flew out of my bag!

This means that my post has all been muddled up, and I don't know anymore which are letters and which are not. I wonder if you could find anyone to help me sort out my post, can you help?

I hope to hear from you soon!

From

The Jolly Postman

Address	Date	Greeting
Question	Sign off	Main Text

The letter can be for anyone.
This is just a plan so make bullet points on what should be
includes in your letter.

Thursday 10th December

LO: To plan writing a letter .

Address:

Letter is for:

I want to tell you about...

Sign off..

Monday 7th December


LO. To segment and blend a sentence and understood what I have read.



The Jolly Postman had a hat it was stripy.



The Postman has forgot one letter.



The postman had a white shirt on and a black coat. He was wearing a white and red stripy scarf. He was also wearing black boots.

Tuesday 8th December

Lo. To show I have understood what I have read.

Sam hung up her stocking.



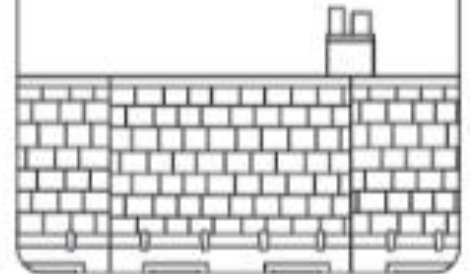
A star on the treetop.



Tom hung up a bell.



Santa is on the rooftop.



A drink for Santa and a carrot for his deer.



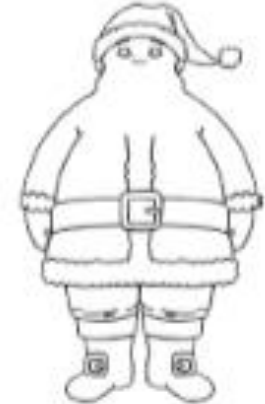
The gift is red and green.



A robin on a card.



Santa has a long beard.



Wednesday 9th December

Lo. To show I have understood what I have read.



Fred and Brent
spent a week
in Spain.



Milk is good
for children's
teeth.



It is fun to
camp in a
tent.



I must not
tramp on the
flowers.



I kept
bumping into
things in the
dark.



The frog jumps
in the pond
and swims off.



The clown did
tricks with a
chimpanzee.



A crab crept
into a crack in
the rock.

Thursday 10th December

Reading
Sound button the text

The coins are in a crack in the rocks, high on the cliff.

Pegasus springs up into the air with the ninjas on his back. His big, strong wings flap hard, sending them up high.

Pan has the longest arms so he grabs the purse. He sticks his thumb up to Pegasus and he swoops back down.

Tuesday 8th December

Lo. To understand the Nativity Story

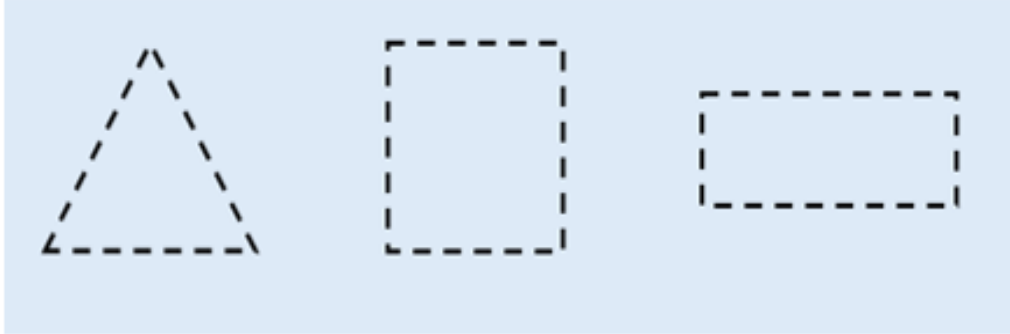
Cut and Stick the photos and sentences from the next page.

1	2	3
4	5	6




07.12.20

L.O: To recognise 2D shapes.



- Circle Triangle Hexagon Square Pentagon Rectangle

Circle the triangles. Tick the rectangles.



Which is the odd one out in each group?



08.12.20

L.O: To follow a repeated pattern of shapes.

.....

.....

.....

.....

.....

Challenge

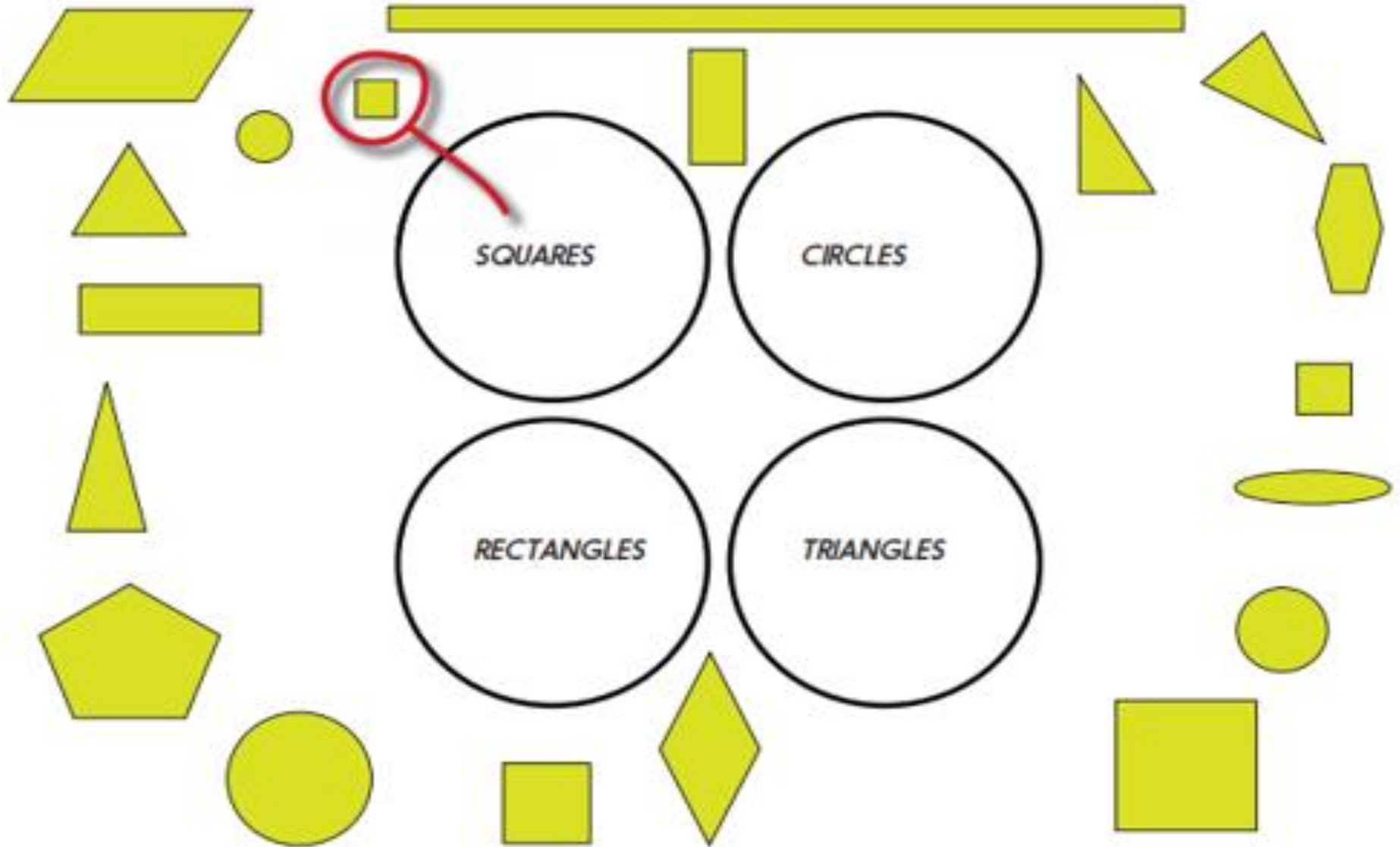
Now create your own repeating shape patterns.

.....

.....


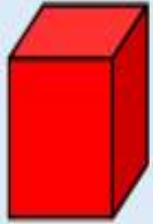
09.12.20

L.O: To sort 2D shapes.



10.12.20

L.O: To recognise and name 3D shapes.



Cone

Cylinder

Cuboid

Sphere

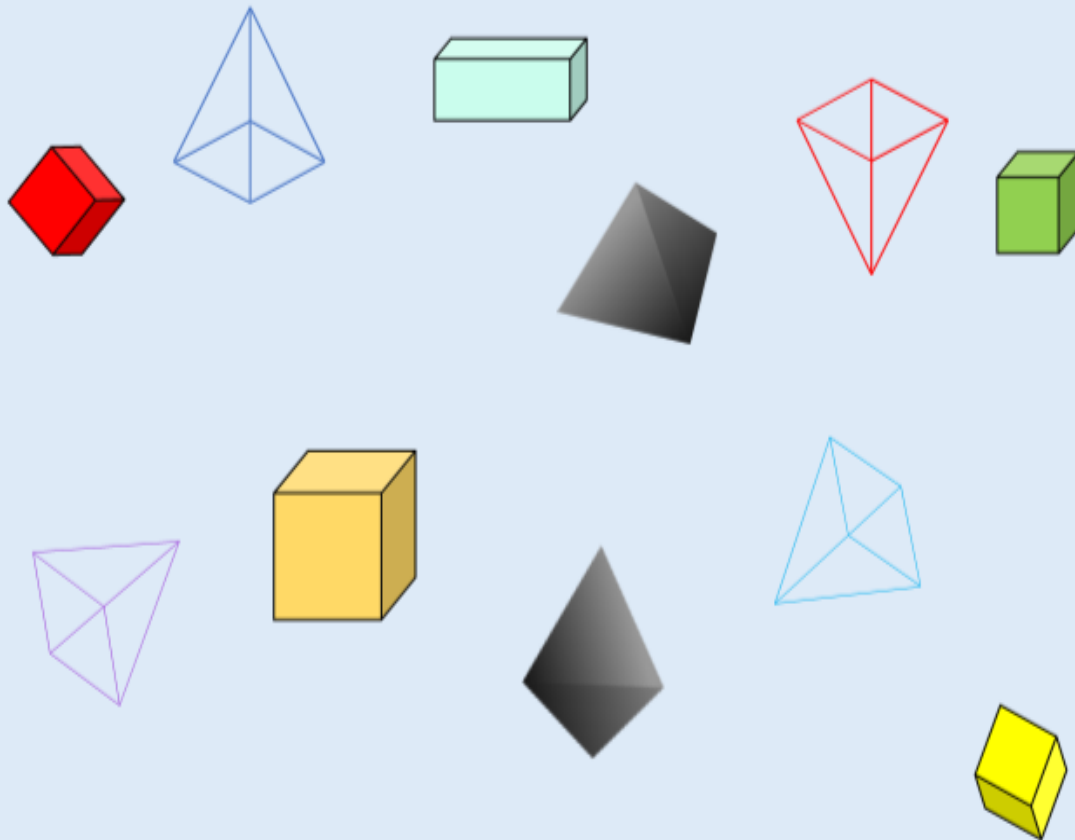
Cube

Pyramid


11.12.20

L.O: To recognise and name 3D shapes.

Circle the cubes. Tick the pyramids.



Zach empties out the building blocks.



How many cubes can you see?

How many cuboids?

How many cylinders

How many pyramids?

How many spheres?

Monday 7th December

LO. To sequence events in a childhood

Mirror	Talking	Eating	Crawling	Walking

Cut and stick these in the correct place in the table.



Computing—Passwords

How do passwords keep us safe?

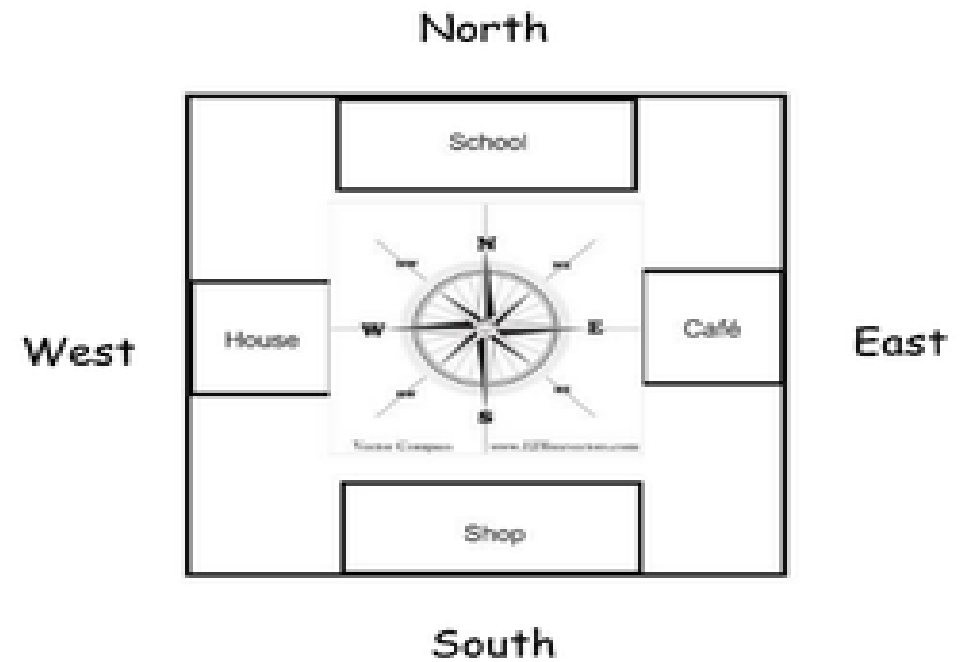

https://www.thinkuknow.co.uk/4_7/hectorsworld/

Create a Poster about 'Why are password important?'

A large, empty rectangular box with a black border, intended for creating a poster about the importance of passwords. The box is currently blank.

Tuesday 8th December

LO. To begin to use the four compass directions.



The School is _____

The Cafe is _____

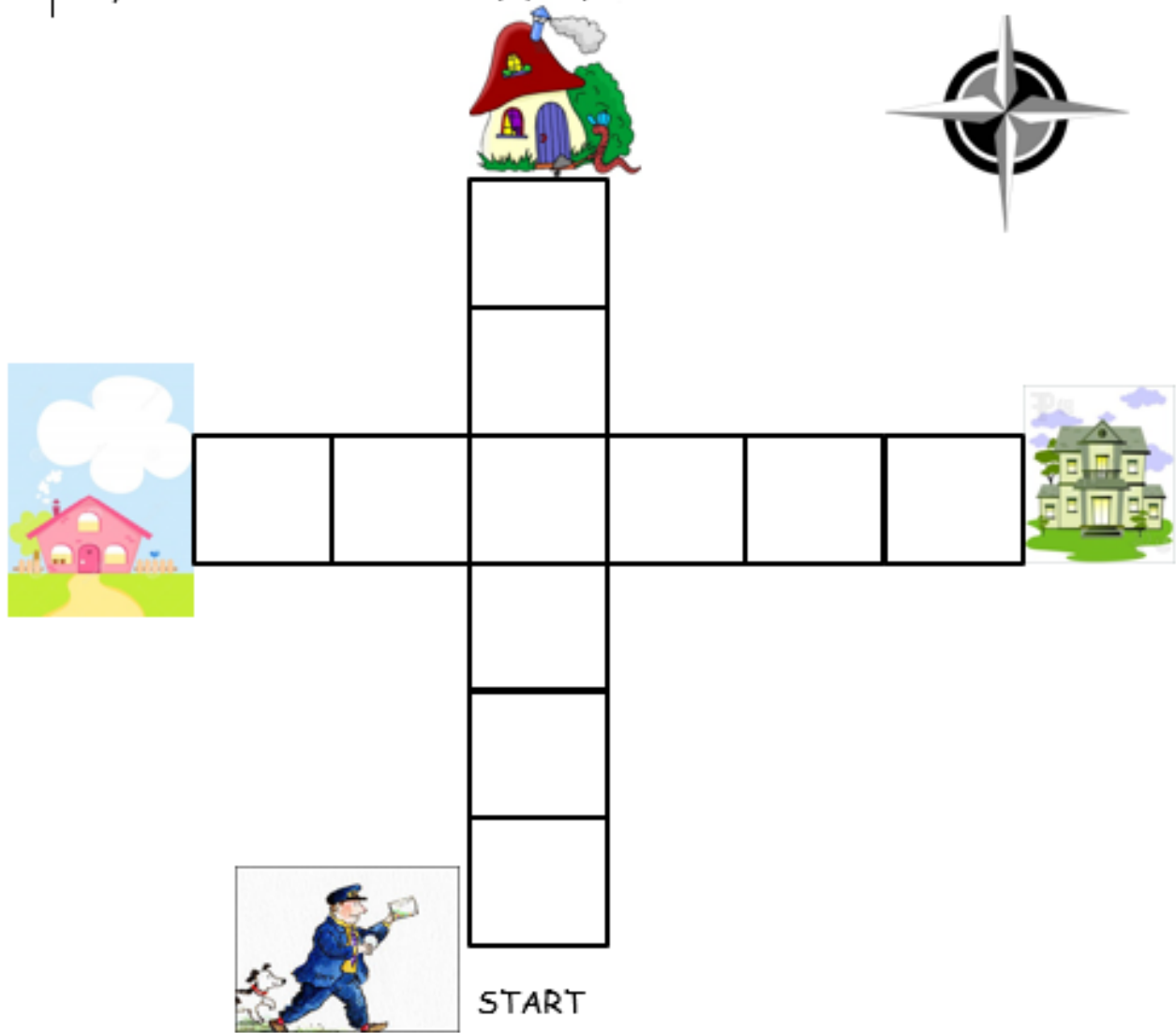
The _____ is West.

The _____ is South.

Wednesday 9th December

LO: To use a map

Help the Jolly Postman deliver his letters by giving him directions.



Deliver a letter from
START to



Step

Deliver a letter from



to



Step

Deliver a letter from
START to



Step

Step