



HILL WEST *Primary*

FOUR OAKS

Home Learning Pack

Year 1

Week Beginning 01.02.21



Home Learning Links

Oak National Academy

Oak National Academy is an online classroom and resource hub. It provides high-quality video lessons and resources to support teachers, parents and pupils.

www.thenational.academy

BBC Bitesize

With BBC Bitesize it is easy to keep learning at home. You can access regular daily lessons in English, maths and other core subjects.

<https://www.bbc.co.uk/bitesize>

Phonics English Hubs

Online phonics lessons for the Letters and Sounds phonics programme.

<https://www.wandleenglishhub.org.uk/lettersandsounds>

World Book Online

World Book online have just made their fabulous collection of over 3,000 e-books and audiobooks available for free for children to access at home. They have books suitable for all ages. Click on the following link to access them.

<https://worldbook.kitaboo.com/reader/worldbook/index.html?usertoken=Mjk5MzQ6MTpJUjA5MjAxNjoyOmNsaWVudDE2OTc6MTY5NzoyMjE2Mjg4OjE6MTU4NDM4MDEzMzA2Mjp1cw%3D%3D>

Read Works.org

Read Works offers access to 3000+ comprehension for all age groups. Just sign up for a free account to access fantastic texts.

<https://www.readworks.org/>

Beanstalk

Beanstalk website is packed with lots of interactive materials for children aged 1 to 6. They are offering free access to all families during the COVID-19 pandemic.

<https://beanstalk.co/>

Tutortastic

An online platform with tutorials and videos for home learning.

<https://www.tutortastic.co.uk/blog/homelearning>

Education Quizzes

A series of short quizzes for children to complete related to the National Curriculum subjects. Just select KS1 for Reception, Year 1 & Year 2 and select KS2 for Years 3-6.

<https://www.educationquizzes.com/ks1/>

Top Marks

A range of activities here but especially good interactive activities for maths.

<https://www.topmarks.co.uk/>

Classroom Secrets

Classroom Secrets Kids is offering free access to everyone until the end of April 2020. The platform is aimed at primary aged children and covers subjects such as maths, reading, grammar and spelling. The platform is really child-friendly so that they're able to access it on their own. There are a load of games and interactive activities from phonics to SATs
<https://kids.classroomsecrets.co.uk/>

National Geographic

National Geographic is a great platform for learning and it's totally free. There are online games, resources and competitions, too.

<https://www.natgeokids.com/uk/teacher-category/primary-resources/>

Reading Eggs

NOTICES FOR PARENTS

BISCUIT TASTING AND GINGERBREAD MEN BAKING

This week we would like the children to try some different biscuits to identify their favourite flavoured biscuit. They will then be baking and decorating their very own gingerbread man. If you wish to use a different flavour than ginger following on from the taste testing please do.

Zoom Timetable		
Monday	AM English, DT and Phonics	PM Maths, Science, and RE
Tuesday	AM English, DT and Phonics	PM Maths, DT and Science
Wednesday	AM English, Computing and Phonics	PM Maths, PE and DT
Thursday	AM English, History and Phonics	PM Maths, PDW and Reading
Friday	AM English, Music and Phonics	PM Maths, PDW and Retrieval Quiz




Key Question Week 5: Can we catch the Gingerbread Man?
Key Text for Linked Learning: The Gingerbread Man
Linked Learning: English, D&T, Art, Music, Science and History.
Children will start the week by finding a lost Gingerbread Man inside their classroom. They will be exploring the text 'The Gingerbread Man'. They will be sequencing the story and identifying the vocabulary which the author uses to describe the setting and characters, linking with our own knowledge of what happens in the story. Using a well-known gingerbread chant, children will combine sounds as a group and begin to perform in cannon. In Science, children will be revising their knowledge of the 5 senses to describe their gingerbread people. As part of our learning of 'The Gingerbread Man', children will be designing and making their very own Gingerbread man following procedures for safety and hygiene, ready to cook at home. In order to do this, children will be using their prior knowledge of following instructions to make their Gingerbread Men. Children will be tasting a range of biscuits to help them decide what flavour they want their biscuits to be and completing a survey to find the most popular flavour in the class. Children will, as they are cooking with different utensils, be looking at the history of objects related to cooking.
Maths: Children will count in tens; Count in twos; Recognise number sequences; Know odd and even numbers; Double numbers to 10, halve even numbers to 20; Use sorting diagrams.
Science: See above
History / Geography: See above
Computing: Children will practice retrieving saved items from a folder.
Music: See above
Art / Design Technology: See above
PDW / R.E: Children to recall and consolidate learning linked to Diwali.
P.E: The children will be practising the main throwing techniques taught so far; over, under and bounce passing. This will be practised by a range of invasion games; bench ball, and dodgeball.
Vocabulary: Children will be exposed to this vocabulary over the next two weeks. They will learn the meaning of these words too. Bounded chased slyly dense tossed

Monday

English AM - Sequence the Gingerbread Man Story

Cut and stick the pictures in the correct order; can you discuss what is happening in each picture with an adult?

Challenge: Can you match the sentences from the story to the correct picture too?



The Gingerbread Man ran away from the little old lady, the little old man, a horse, a pig and a cow.

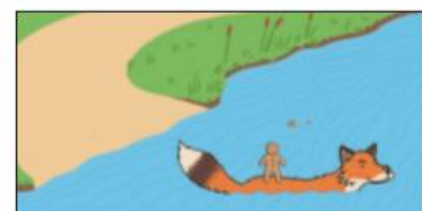
The little old lady baked a gingerbread man.

The Gingerbread Man came to a river. He could not cross.

The Gingerbread Man ran away from the little old lady.

The fox ate The Gingerbread Man.

A fox told The Gingerbread Man to cross the river on his back.




Monday AM DT

This week you will be designing and making your very own Gingerbread Man. To start of the process of designing and making them, first we are going to design how we want our Gingerbread Man to look. What will it look like?





Design a Gingerbread Man



Monday AM Phonics

Recap previous digraphs - Match the pictures to the correct digraph






ay	ou	ie	ea
oy	ir	ue	aw
wh	ph	ew	oe











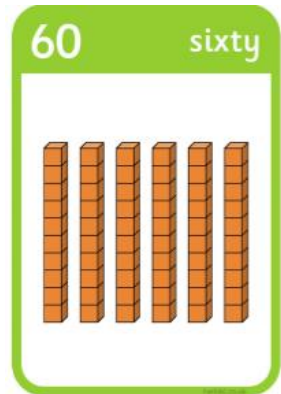
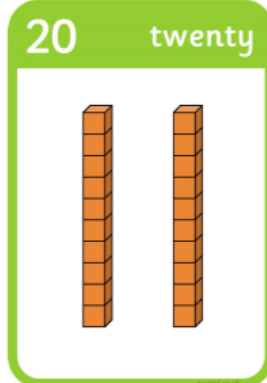


Monday PM

Maths - Counting in 10s

<https://www.youtube.com/watch?v=W8CEOIAOGas>



Can you put these cards into the correct order?



Monday PM

Science - Senses

FIVE SENSES NATURE SCAVENGER HUNT

Tick each item off your list as you find it.

SIGHT

- ☒ Find something white
- ☐ Find something patterned
- ☐ Find something tiny
- ☐ Find something heart shaped
- ☐ Find something long
- ☐ Find five of the same thing

SOUND

- ☐ Find something that snaps
- ☐ Find an animal sound
- ☐ Find a soft sound
- ☐ Find something that crunches
- ☐ Find something loud
- ☐ Find something to make music with

TOUCH

- ☐ Find something bumpy
- ☐ Find something wet
- ☐ Find something warm
- ☒ Find something soft
- ☐ Find something prickly
- ☐ Find something smooth

SMELL

- ☐ Find a flower with a scent
- ☐ Find a smell you like

TASTE

- ☐ Find something humans could eat
- ☐ Find something an animal would eat

Diwali



Diwali celebrates the new year for some Hindu people. It is sometimes called 'the festival of light' because of the oil lamps that people use to light their homes. It is a time when families and friends come together to celebrate. Diwali usually takes place at the end of October or at the start of November.

A Look at the Week

Day 1: The first day of Diwali is a time for cleaning and decorating homes and shops with rangoli patterns, which are made using coloured flour or flower petals.



Day 2: Henna is painted on hands and people get food ready for the third day.



Diwali

Day 3: This is the day of Diwali and the main festival day. Best clothes and jewellery are worn, lamps are lit and prayers are said to Lakshmi – the goddess of good fortune. Hindu people believe that Lakshmi walks the earth on Diwali night so people will put lamps outside and open their doors and windows to welcome her into their homes. Family and friends visit each other, give gifts and enjoy food together. Fireworks are lit too.



Day 4: This day is Govardhan Puja. Many thousands of years ago, Lord Krishna caused the people of Vraja to perform Govardhan Puja. From then on, every year Hindu people worship Govardhan to honour that first Puja (act of worship) done by the people of Vraja.

Day 5: On the last day, brothers and sisters pray for each other to show their love.

Did You Know?

- Diwali is a festival to celebrate good over evil and light over darkness. The story of Rama and Sita gives us this message. Whilst living in the forest, Ravana the demon king kidnapped Sita. Rama found Sita and killed Ravana. The couple returned home to their land and people lit lamps to welcome them.
- This festival is also celebrated by Sikhs. They remember Guru Hargobind and 52 princes who were freed from prison.
- Diwali is also celebrated in the Jainism and Newar Buddhism religions.

Monday PM RE/Reading

Fill in the missing words.

_____ celebrates the new year for some _____

Why is Diwali called the festival of light? Tick one.

- ☐ Because the sun always shines on this day.
- ☐ Because of the oil lamps people use to light their homes.
- ☐ Because the festival of light is in the daytime.
- ☐ Because the festival of light only happens at sunset.

In which month does the festival of Diwali usually take place?

What are Rangoli patterns made from? Tick one.

- ☐ Different coloured paper
- ☐ Different fabrics of different colour
- ☐ Henna
- ☐ Coloured flour or flower petals for decoration

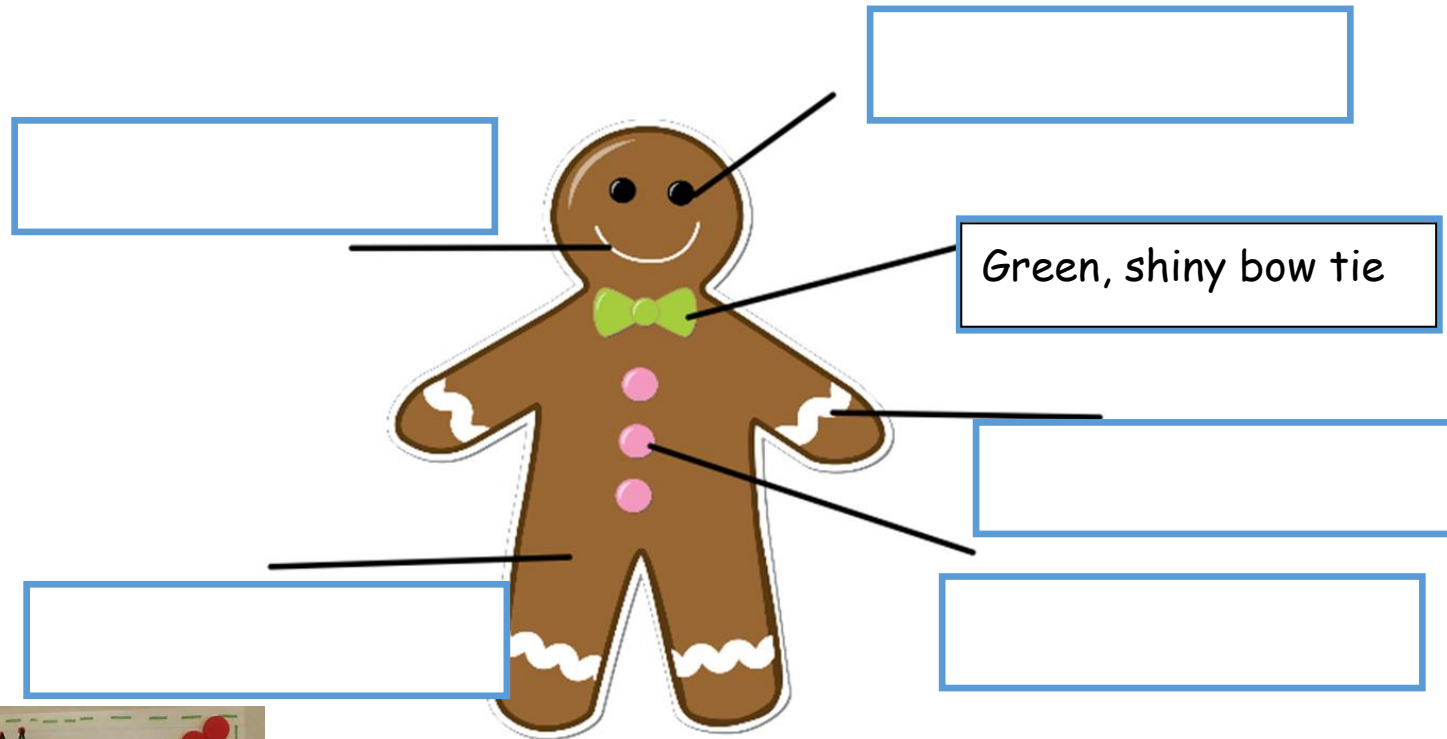
Who is Lakshmi? Tick one.

- ☐ The god of thunder
- ☐ The goddess of hope
- ☐ The god of war
- ☐ The goddess of good fortune

Tuesday AM
English

How would you describe the Gingerbread Man?


Try and include two adjectives for each



Can you write sentences to describe the different parts to the Gingerbread man?
Can you include the word 'and' to join two sentences together?







Tuesday AM DT

Create a poster about the hygiene and safety procedures we need to follow before we start making our gingerbread man. (This can be done on a computer/ipad, homework book or this booklet)

A large, empty rectangular box with a thin black border, intended for students to create a poster about hygiene and safety procedures. The box occupies the majority of the page below the instructions.

Phonics Tuesday AM

'au' digraph

	taunt	haunt	launch	taut	haunt
	haunt	launch	taut	launch	taunt
	launch	taunt	haunt	taunt	taut
	taut	haunt	launch	haunt	taunt
	taunt	haunt	launch	taut	launch
	taut	launch	taunt	haunt	taunt
Phase 5 Roll and Read - au					

Paul

launch

Saul

jaunty

vaul



paunted



nauthor



jaub



haul

haunted

August

author

baunch



laugust



dautumn



baunted



automatic

zaul



autumn

raub




Games (Pick a game):

1. Hide these 'au' words around the house - can you sort them into trash and treasure words?
2. Cut and stick them into trash and treasure
3. Tick the real words, Cross the nonsenses words and then sound button them.

Tuesday Maths PM

Counting in twos



Tuesday PM DT - Biscuit Taste Test

Biscuit	Rating (out of 5)	Describe
Oreo	4/5	Chocolatey and Creamy



1. Write the biscuit name in the first column
2. Taste the biscuit and then give it a rating out of 5 (5 being the tastiest one to 1 being disgusting)
3. Describe what you can taste (see example for guidance)

Tuesday PM
Science- Sense of Taste

Savory

Sweet	Salty	Sour	Bitter	Umami

cake



lemon



curry



Serrano ham



chocolate buns



coffee



nuts



crisps



oranges



ginger



pretzel



vinegar



fish



salted biscuits



cured meats



lime



olives



banana



sweets



dark chocolate



Wednesday AM

English

How would you describe the Fox?

Try and include two adjectives for each



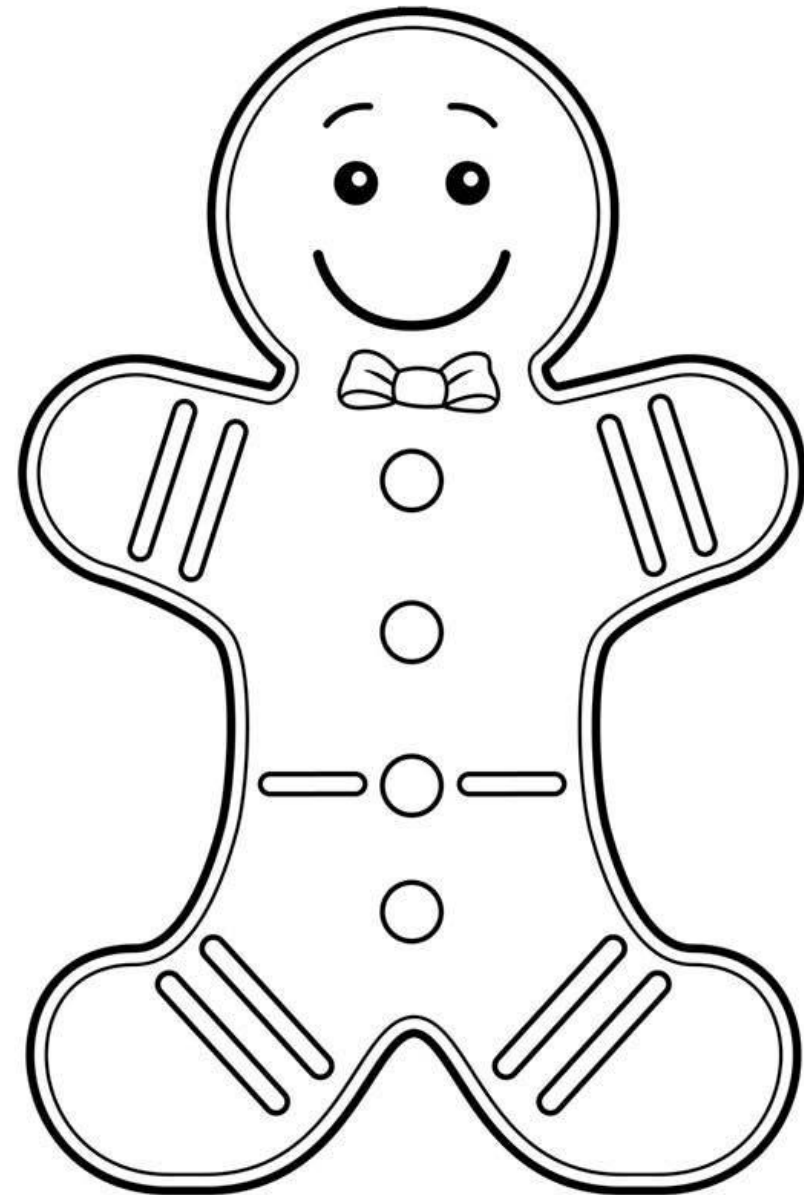
Can you write sentences to
describe the different parts
of the Fox?

Can you include the word 'and'
to join two sentences
together?

Wednesday AM Computing


<https://www.wikihow.com/Save-a-File>

1. First drag the template of the Gingerbread Man into a new word document or paint file or draw your own gingerbread man.
2. Next colour the gingerbread man in.
3. Save the picture into your files.
4. After that practise opening the picture from your saved files.



Wednesday AM Phonics UE

<https://www.youtube.com/watch?v=fLrAGcK26s4>



--	--




--	--	--



--	--	--	--	--



--	--	--



--	--	--	--




--	--	--



--	--	--	--	--



--	--	--



--	--	--

Wednesday PM Maths

Can you add these doubles together? Can you write them as a number sentence, e.g. $1 + 1 =$



Extra Challenge

Can you practise doubling things around your home? You could use toy cars, buttons, food etc. You could even use a mirror to help you double using its reflection. (See example picture on the right)



Wednesday PM DT Baking Gingerbread Man cookies!

<https://www.cookingwithmykids.co.uk/gingerbread-men/>

Follow the instructions with an adult and create your own cookies.

HOW TO MAKE EASY GINGERBREAD MEN

Pre-heat the oven to 190C / 170C fan and prepare your baking trays

ADD THE INGREDIENTS TO A BOWL

Get your child to measure the flour and add it into a large mixing bowl.

Weigh the butter then chop it up with a butter/blunt knife into a small pieces before adding it to the flour. This will make it easier to mix into the flour and it an easy way for little kids to practice their knife skills.

Using your fingertips, rub in the butter until the mixture resembles fine breadcrumbs. This is a step that Hannah always likes getting involved with as she gets to get her hands messy. The idea is to rub and squeeze the butter in with the flour, so it breaks down into small pieces and it well mixed in. Get your child to measure the sugar then add it into the flour mixture. Add the ginger and bicarbonate of soda and mix it all in. If your kids are measuring the ginger and bicarb out, make sure they use their finger to level off the teaspoon.

Add the golden syrup. The easiest way of doing this is to hold the spoon for your kids and let them squeeze out the syrup.

Crack the egg into a separate bowl (just in case any shell goes in), then add it to your mixing bowl.

INGREDIENTS

350g (3 cups) plain flour
1 tsp bicarbonate of soda
2 tsp ground ginger
100g (1/2 cup) butter
175g (1 cup) light muscovado sugar
4 tbsp golden syrup
1 large egg

To decorate
Icing writers, or
1/2 cups icing sugar
Smarties, jelly tots, chocolate drops etc



MAKE THE GINGERBREAD MEN

Mix everything together until you have a smooth dough. We started with wooden spoons, then once it was less messy, brought it together with our hands. Squeeze it together so it stops crumbling apart, and makes a nice ball of gingerbread dough.

The recipe makes quite a lot so, if you need to, divide the dough in half then roll out one half on to a lightly floured work surface until its about 5mm thick.

If you find your gingerbread is sticking to your worktop or rolling pin, try putting a sheet of baking paper underneath and on top. Cut out your ginger bread men using a cutter or use any other shapes you have to hand – we tried a few different ones. Place them on your baking tray.

Gather up any scraps and roll out again. Repeat with the remaining dough.

BAKE THE GINGERBREAD MEN

Bake in the oven for 10-12 minutes until they become a slightly darker shade. Cool slightly then lift on to a wire rack to cool.

Thursday AM
English

How would you describe the Gingerbread Man
setting?



Can you write sentences
to describe the different
parts of the setting?
Can you include the word
'and' to join two sentences
together?

Thursday AM History



Look at the pictures; sort them into old and new.
Which ones do you think are new and why?
Which ones do you think are old and why?

Old Utensils	New Utensils

Challenge: can you compare the difference and similarities between the items?

Phonics Thursday AM EW

<https://www.youtube.com/watch?v=GJL84QOnGIA>

Dear Andrew,

I am having a great time staying at my granny's house for a few days. I planted some seeds last time I was here and I can't believe how much the plants grew! I also went fishing in the pond and found a newt.

Granny needed help to put up a shelf, so I held all the screws. Then, we played cricket and I threw the ball really far! I knew I could do it!

For dinner, Granny made a yummy vegetable stew. After dinner, we had a cake with a candle on top and I blew it out.

It was a busy day and the time just flew by.

I look forward to seeing you soon.

Lots of love,

Stewart x



Andrew Green,
23 Tooley Street,
Crewe,
CW1 2DT

Thursday PM Maths

<https://www.youtube.com/watch?v=-kHtGbnYKGc>

**Can you sort the
numbers to 20
into the correct
column?**

**Can you write a
number sentence
using these
numbers? E.g. 5
+ 6 = 11**

1	2	3	4	5	6	7	8	9	10
11	12	13	14	15	16	17	18	19	20

Even	Odd

Thursday PM PDW

Can you create a Happiness Box?

What would be in your box?


Fill it with things that make you happy,
so that you can come back to it when
your feeling sad/angry.

Take photos of your box.



The Queen's Elephant

8 People say that The Queen has a big
15 elephant in her garden. The elephant sleeps
24 in the shed and eats cream buns. She has
32 never been seen outside of the garden but
40 lots of people think that it is true.
49 I think that The Queen likes to ride her
52 elephant at night.
60 One day, the elephant broke a statue of
70 The King and ate all of the cakes that the
77 cook had made. "That elephant must go!"
80 said The King.
87 I think that she is still there!



Read Together Quick Questions



1. Where does the elephant sleep?



2. Why do you think that The King said 'That elephant must go!'



3. Find and copy one adjective used to describe the elephant.



4. What do you think might happen next to The Queen's elephant?

Friday AM English

Today, we are deconstructing the word **dense**. You may wish to google the definition. Look at example on slides for support.

Picture:

Syllables (clap out the sounds of the word):



Synonyms (words that mean the same):

Word:

dense




Opposite (what is the opposite of dense?):

Meaning (what does the word dense mean?):

Put dense in a sentence: Remember ABC ●

Friday Phonics AM

Friday AM- Sort the words in the correct ee/ea/ey box. Can you make a sentence including two of the words?


<div>ee</div> <div></div>	<div>ea</div> <div></div>	<div>ey</div> <div></div>

monkey	steam	sweep
green	donkey	jeans
clean	jeep	money

Friday Music AM

Can you create your own version of the *Gingerbread Man* chant?

You can write your version down or you could record yourself performing it. If you're stuck look at the examples below.



Run, run, as fast as you can,

You can't beat me,

I'm as fast as a van.

Run, run, as fast as you can,



I'm the very best,

Fastest, running man

Run, run, as fast as you can,

Friday PM Maths

Halves and doubles are the opposite of each other. If we know that double 5 is 10, then we know half of 10 is 5! Can you finish these number sentences? Find the halves once you have completed the number sentence!



$$\boxed{3} + \boxed{3} = \boxed{6}$$

half of

$$\boxed{6} \text{ is } \boxed{3}$$

$$\boxed{4} + \boxed{4} = \boxed{}$$



half of

$$\boxed{8} \text{ is } \boxed{}$$

$$\boxed{5} + \boxed{} = \boxed{}$$

half of

$$\boxed{10} \text{ is } \boxed{}$$



$$\boxed{} + \boxed{} = \boxed{}$$

half of

$$\boxed{} \text{ is } \boxed{}$$

$$\boxed{} + \boxed{} = \boxed{}$$

half of

$$\boxed{} \text{ is } \boxed{}$$

$$\boxed{} + \boxed{} = \boxed{}$$

half of

$$\boxed{} \text{ is } \boxed{}$$

Friday PM PDW Mental Health Week



Express yourself through art!

Can you create a piece of artwork to express how you feel? What colours would you use? What shapes?

If you are stuck for ideas: Take your pencil for a walk!

<https://www.youtube.com/watch?v=FCcs1YV25kw>

Close your eyes and draw a continuous line on the page. Once you have a large scribble on the piece of paper colour in each of the sections.



Friday PM


Retrieval Quiz on TEAMS sessions. Please make sure you have your ABC cards.

Below are some **extra phonics activities** recapping Phase 3 if you wish to complete. Please see attach phase 3 and phase 5 sound mats for your reference.

My Phase 3 Sound Mat



My Phase 5 Sound Mat



*even

PHASE 3 RECAP ACTIVITIES

Phase 3 Pictures and Captions Matching Worksheet



Fish and chips
on a dish.



The light of a torch.



Tools in the shed.



Looking at books.



Digging in the soil.

Phase 3 Pictures and Captions Matching Worksheet



Bow down to the king
and queen.



A goat and a cow.



Ships in the port.



Goats in
the farmyard.



Sixteen trees.

PHASE 3 RECAP ACTIVITIES

Phase 3 Pictures and Captions Matching Worksheet



I can see a pair of boots on the mat.



It has been hot this year.




The farmer gets up at six in the morning.



Lee had a chat with his dad.



Jim has seven silver coins



Boats on the river.



Clare and Sarah got wet in the rain.



Jill has fair hair but Jack has dark hair.



I can hear an owl hoot at night.

PHASE 3 RECAP ACTIVITIES

Word and Picture Matching



jam



van



jet



vet



jacket

Tricky Words Word Search

h j t m e l h w j h c o
y h v x x w y t y a u i
y h s g z c o h g r s b
o e b a l l n e b e k o
u r f s o r t y l y p i
y t l h l e k h w e r f
d n a e q h e v c l f c
j u y j c f m a f b f k
z p z c n o t w w m g b
s k w d l e x e a y q d
i r b e s k n r s n k n
v h b z y d g h d e t x

he

be

was

she

you

all

we

are

they

me

her

my

PHASE 3 RECAP ACTIVITIES

Word and Picture Matching



liquid




chicken



shed



fish



shell

Read and Draw

Read the words and draw the pictures.

light

coat

road

boot

PHASE 3 RECAP ACTIVITIES

Spot the Digraph

Colour in all the things that have ng in them.



burger



ring



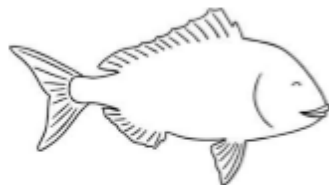
sing



church



king



fish

Read and Draw

Read the words and draw the pictures.

moon

foot

book

hook

Activate Win
Go to Settings to


PHASE 3 RECAP ACTIVITIES

Pictures and Captions Matching

Draw lines to match the pictures to the captions.



boats on the river



tools in the shed



a goat and a cow



fish and chips
on a dish

Missing Trigraphs

Fill in the missing trigraph by choosing from the box below.




ch _ _ _



b _ _ _ d



l _ _ _ tning



pict _ _ _

ure

igh

ear

air