



HILL WEST *Primary*

FOUR OAKS

Home Learning Pack

Year 1

Week Beginning 11.01.21



Home Learning Links

Oak National Academy

Oak National Academy is an online classroom and resource hub. It provides high-quality video lessons and resources to support teachers, parents and pupils.

www.thenational.academy

BBC Bitesize

With BBC Bitesize it is easy to keep learning at home. You can access regular daily lessons in English, maths and other core subjects.

<https://www.bbc.co.uk/bitesize>

Phonics English Hubs

Online phonics lessons for the Letters and Sounds phonics programme.

<https://www.wandleenglishhub.org.uk/lettersandsounds>

World Book Online

World Book online have just made their fabulous collection of over 3,000 e-books and audiobooks available for free for children to access at home. They have books suitable for all ages. Click on the following link to access them.

<https://worldbook.kitaboo.com/reader/worldbook/index.html?usertoken=Mjk5MzQ6MTpJUjA5MjAxNjoyOmNsaWVudDE2OTc6MTY5NzoyMjE2Mjg4OjE6MTU4NDM4MDEzMzA2Mjp1cw%3D%3D>

Read Works.org

Read Works offers access to 3000+ comprehension for all age groups. Just sign up for a free account to access fantastic texts.

<https://www.readworks.org/>

Beanstalk

Beanstalk website is packed with lots of interactive materials for children aged 1 to 6. They are offering free access to all families during the COVID-19 pandemic.

<https://beanstalk.co/>

Tutortastic

An online platform with tutorials and videos for home learning.

<https://www.tutortastic.co.uk/blog/homelearning>

Education Quizzes

A series of short quizzes for children to complete related to the National Curriculum subjects. Just select KS1 for Reception, Year 1 & Year 2 and select KS2 for Years 3-6.

<https://www.educationquizzes.com/ks1/>

Top Marks

A range of activities here but especially good interactive activities for maths.

<https://www.topmarks.co.uk/>

Classroom Secrets

Classroom Secrets Kids is offering free access to everyone until the end of April 2020. The platform is aimed at primary aged children and covers subjects such as maths, reading, grammar and spelling. The platform is really child-friendly so that they're able to access it on their own. There are a load of games and interactive activities from phonics to SATs
<https://kids.classroomsecrets.co.uk/>

National Geographic

National Geographic is a great platform for learning and it's totally free. There are online games, resources and competitions, too.

<https://www.natgeokids.com/uk/teacher-category/primary-resources/>

Reading Eggs


NOTICES FOR PARENTS

At school and during home learning we will be designing and creating our own houses from cardboard. This means that on Friday you will need a cardboard box to make your house come to life; if you are at school please could you bring a cardboard box in and if you are at home could you have a cardboard box and other resources to decorate your house with please.

Key Question Week 2: How do you huff and puff to blow the house down?
Key Text for Linked Learning: The Three Little Pigs
Linked Learning: English, D&T, PDW and Science
The children will be welcomed back to school with an urgent email from the Robins and Wrens class teachers explaining that their copy of the 'Three Little Pigs' has mysteriously vanished. The reception teachers would like the help of the Year 1 children to retell the story of the Three Little Pigs to the Robins and Wrens. The children will be writing their own interesting version of the Three Little Pigs with a focus on story language, settings and characters; using words mats for guidance. Having previously explored speech bubbles, children will be given an image from the story to write their own speech for the characters. In DT they will design, evaluate a simple house for the three little pigs. They will then conduct a simple investigation to explore the properties of their houses. In science, children will be using their material property knowledge to complete their rooves to ensure they are waterproof. During their learning children will continue to use scientific vocabulary to describe the materials and choices made during their D&T projects. Linked to the Pigs leaving home, in PDW children will explore different relationships such as friends, parents and carers, and different types of families.
Maths: Children will know number bonds to 6, 8, 9 and 10; Add doubles together recording in a number sentence. Add more than two small numbers, spotting pairs to ten and doubles.
Science: See Above
History: Children will be looking into who William Hillary is.
Geography: Children link their science knowledge about seasons to think about how weather effects our environment; beginning to identify seasonal changes on the weather in the UK.
Computing: Children will use software to manipulate digital content.(drawing)
Music: Using their voices to perform a song children will exploring responding to musical instructions such as start, stop, louder, quieter, faster etc) Children will sing Hi Lo Chicka Lo.
Art / Design Technology: See above
PDW: See above
RE: Children will begin to explore the Jewish festival of Hanukkah.
P.E: The children will be taught the skill of underarm throwing using different types of balls to practise rolling on the floor to a partner. Once confident the children will practice throwing to each other using this technique. The children will focus on keeping their eye on the ball. The children will be set a 30 seconds challenge to catch the ball as many times as they can, counting out loud as they go but only the ones caught count.

Zoom Timetable		
Monday	AM English, Geography and Phonics	PM Maths, DT and Reading
Tuesday	AM English, Science and Phonics	PM Maths, Science and PDW
Wednesday	AM English, History/computing and phonics	PM Maths, PDW/RE and PE
Thursday	AM English, RE/PDW and Phonics	PM Maths, Computing and Reading
Friday	AM English, Maths, Phonics	PM Retrieval Quiz and DT

Monday 11th January
English AM




What is this called?

What is it used for?

At the beginning of the story what could the three little pigs be saying to each other?

Complete the speech bubbles.



What could the wolf be saying to the little pigs?
What could the little pigs reply back?
Complete the speech bubbles.








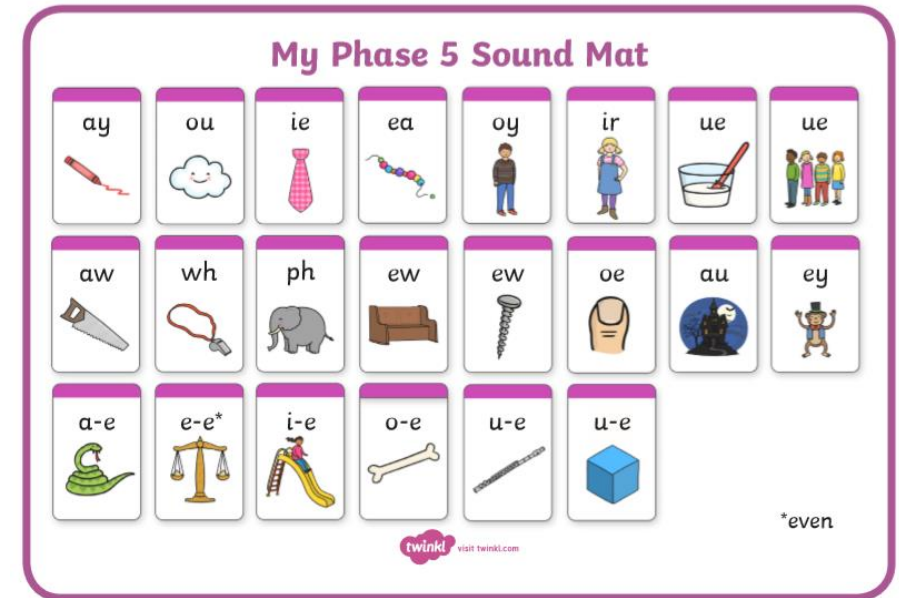
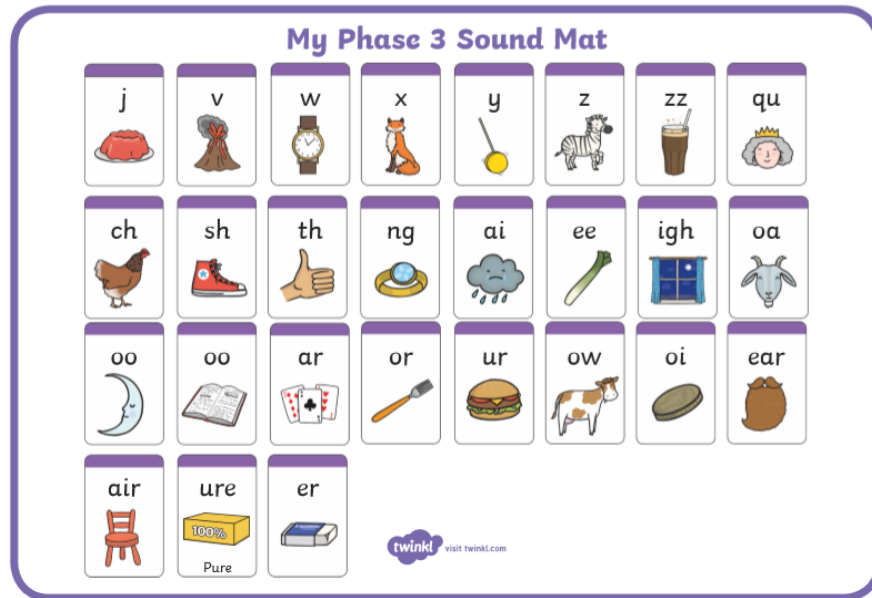


What could the little pigs be saying in celebration of getting rid of the wolf?
Complete the speech bubbles.



Monday 11th January
Geography AM

Weather Picture	Name the weather	Name the Season/s we might see these types of weather conditions
		
		
		
		
		



Let's recap phase 3 first.

Today we are going to be recapping ay, ou, ie and ea.

Make a list of all the words that have these sounds in them (Minimum of 5 per box)

ay	ou	ie	ea

Watch these links to support learning of these four digraphs

https://www.youtube.com/results?search_query=geraldine+the+giraffe

1. Trace over 'ay'.

ay ay ay ay ay
ay ay ay ay ay

2. Just add 'ay'.

tr__	st__
spr__	cr__on
pl__	cl__
d__	h__

3. Write the correct 'ay' words under the pictures.




1. Trace over 'ou'.

ou ou ou ou ou
ou ou ou ou ou

2. Just add 'ou'.

sh__t	m__th
s__th	cl__d
p__nd	ar__nd
f__nd	m__ntain

3. Write the correct 'ou' words under the pictures.



1. Trace over 'ea'.

ea ea ea ea ea
ea ea ea ea ea

2. Just add 'ea'.

t__	cr__m
__st	s__t
rep__t	s__l
n__t	st__m

3. Write the correct 'ea' words under the pictures.





1. Trace over 'ie'.

ie ie ie ie ie
ie ie ie ie ie

2. Just add 'ie'.

t__	cr__d
fr__d	p__s
dr__d	l__s
repl__d	d__d

3. Write the correct 'ie' words under the pictures.





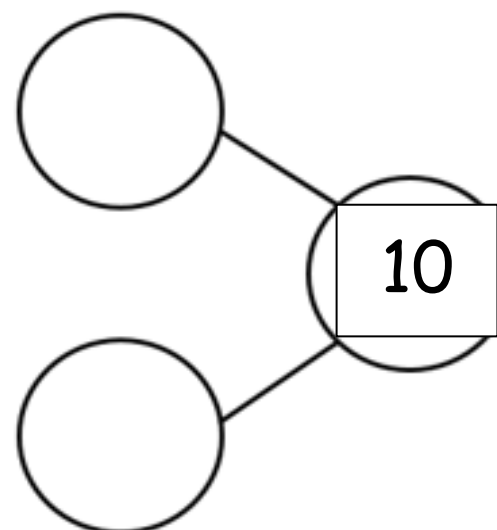
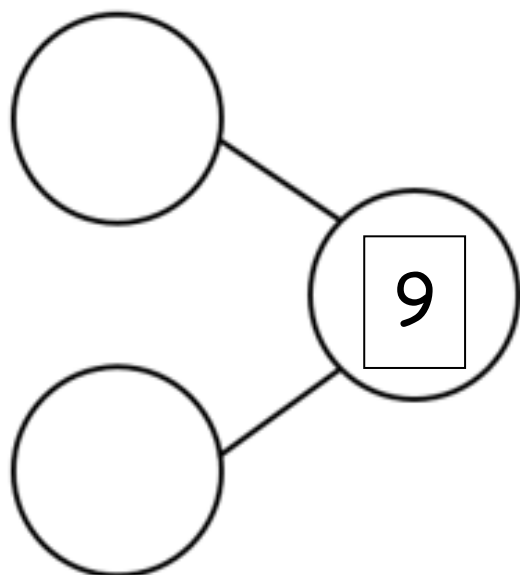
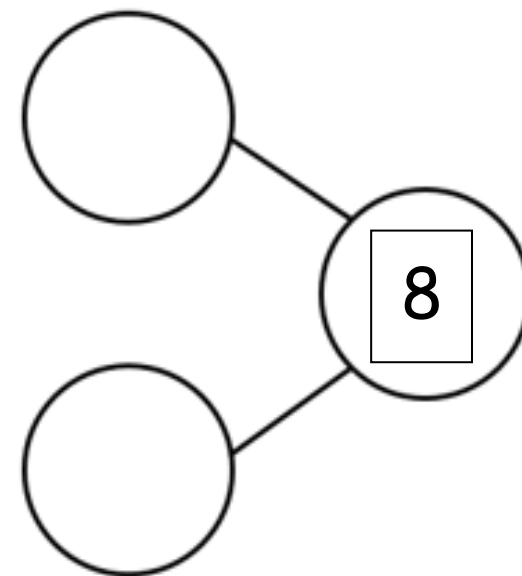
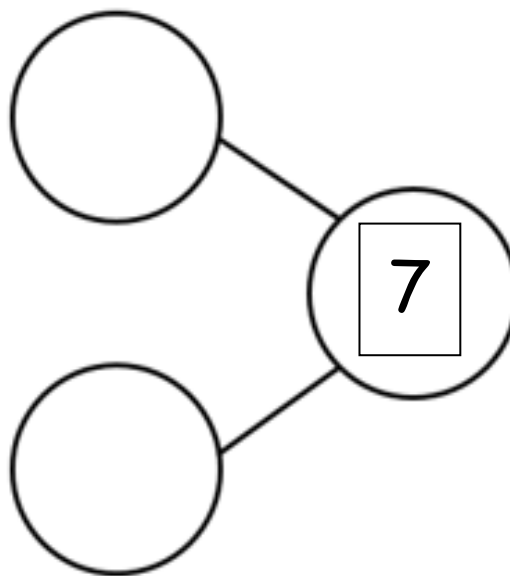
Monday 11th January
Maths PM

Using these blank whole part part
models,

How many ways can you make the
number 7,8,9 and 10?

Once completed, can you write them as
number sentences; $2+2=4$

CHALLENGE – How fast can you write the
number sentences?



Monday 11th January
DT PM

Design your own house that you can make from Cardboard boxes at home.

What will it look like?

Label the materials you are going to use and colours you want them.

Manchester

We went on a class trip to Manchester last week.

We paid a visit to a park near the tram stop.

I did a handstand on the grass and Benjamin ran up and down the hill.

Have you ever been to Manchester? What did you do when you were there?



Read Together Quick Questions



1. Where did the class go on their trip?



2. What does the phrase **paid a visit** mean?
Tick one.

- ☐ to give money to someone
☐ to go to somewhere
☐ to live in a place




3. How do you think that the author felt when they were on the trip?



4. What do you think that Benjamin might do after he ran up and down the hill?

Tuesday 12th January
English AM



Write the beginning and middle of the Three Little Pigs by using story language discussed.

This image shows a single sheet of white paper with horizontal ruling lines. The lines are evenly spaced and run across the width of the page. There are no margins or other markings on the paper.

This image shows a blank sheet of white paper with horizontal ruling lines. The lines are evenly spaced and run across the width of the page. There is no text or other markings on the paper.

Tuesday 12th January
Science AM

Making a prediction

The pigs had to pick materials they wanted to make a house.

We are going to explore what materials are absorbent (a material that soaks up a liquid).

Which materials do you predict are absorbent?

Materials	Prediction





Pick materials you have at home to experiment with - experiment will be in the PM.

Phonics AM





<https://www.youtube.com/watch?v=vuYZVrh1iPc>

<https://www.youtube.com/watch?v=GO3UxDydumA>

wh digraph

wh	wh	a	i	wh	p
e	t	wh	n	ck	a

i	wh	l	wh	w	ir
ff	ee	e	wh	wh	l

Recap - What words can you make with these digraphs?

ay	ir	ue	aw

Tuesday 12th January

Maths PM

<https://www.youtube.com/watch?v=8jOzhiACB68>

<https://www.youtube.com/watch?v=4U2QLjgripY>

You may also want to do some additional work on doubling using The Oak National Academy by going on the following website:

<https://classroom.thenational.academy/lessons/to-find-double-and-half-within-20-chhk8d>

Copy these cards so you have two of each - play pairs to match to pairs of doubles together.

Once matched together them work out what double that number is.



Tuesday 12th January
Science PM

Experiment

Using the material you picked this morning you are now going to conduct an experiment; which materials are absorbent and which are not?

Using the materials you are going to try and soak up the water and see what happens; if it soaks up, it is absorbent.

Materials	Absorbent or Not	Description What did you see?

Tuesday 12th January
PDW PM

Relationships

Family		
	Relationships Who do you have a relationship with?	

What makes a relationship feel strong and supported?

Wednesday 13th January
English AM



Continue your writing from yesterday until the end of the story using the story language we have discussed.

This image shows a single sheet of white paper with horizontal ruling lines. The lines are evenly spaced and run across the width of the page. There are no margins or other markings on the paper.

This image shows a blank sheet of white paper with horizontal ruling lines. The lines are evenly spaced and run across the width of the page. There is no handwriting or other markings on the paper.

Wednesday 13th January
History/Computing AM

William Hillary

Who is he?



In google type in these questions and answer them underneath....

What year was William Hillary born?

What is William Hillary famous for?

Can you find a fun fact about William Hillary?

Wednesday 13th January
Phonics AM

ph digraph

<https://www.youtube.com/watch?v=z1bseW0nI2k>

<https://www.youtube.com/watch?v=U5WTmRQ9jrk>

Can you spot the digraph ph in the postcard?

Dear Steph,

Did you hear that Phillis took her nephew to Elphin Zoo last week? They picked up a pamphlet in town and her nephew Pharris asked if he could go.

They got there at 8 o'clock and looked at a graph to show them the number of animals they might see. They saw five elephants. One was an orphan but it was looked after by the other elephants. Then they saw a dolphin show at the pool. Pharris had a blast!

Will you go to Elphin Zoo with me soon?

Love from Phil x



Steph Phang,
2 Biddulph Park,
Delph,
Oldham,
OL3 4PH

Wednesday 13th January

Maths PM

Number bonds to 10

<https://www.youtube.com/watch?v=ID9tjBUiXs0&t=41s>

You may also want to do some additional work on number bonds to 10 using The Oak National Academy by going on the following link: <https://classroom.thenational.academy/lessons/number-bonds-to-10-part-1-68rk4t?step=1&activity=video>

Number bonds to 20

What number bonds to 20 do you know? Complete this first and then listen to the song and complete again.

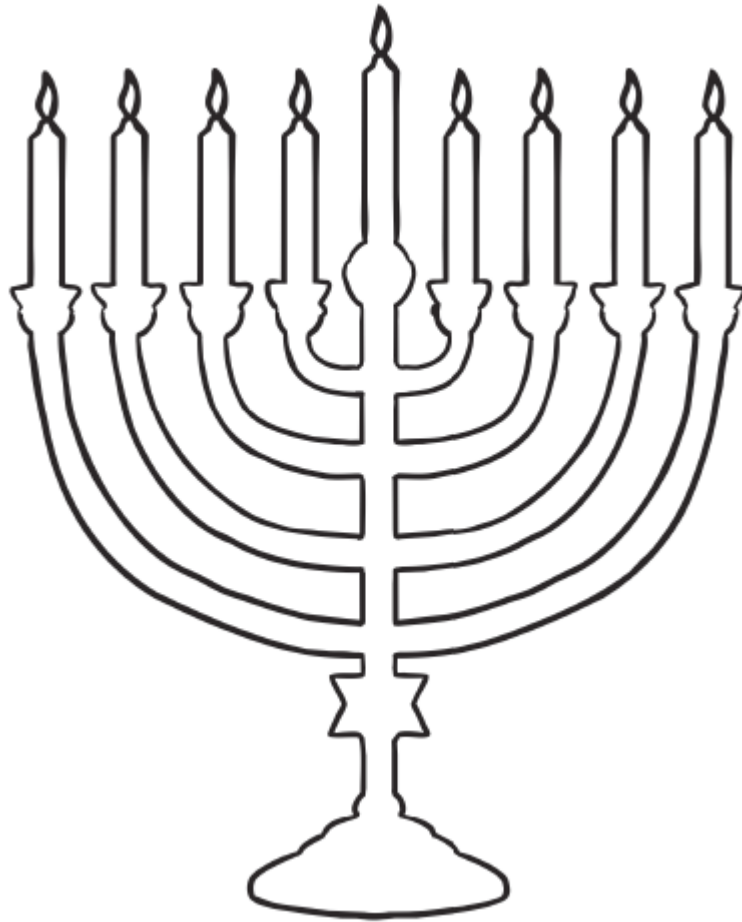
<https://www.youtube.com/watch?v=h6udqW6VhWg>

You may also want to do some additional work on number bonds to 20 using The Oak National Academy by going on the following link: <https://classroom.thenationalacademy/lessons/using-number-bonds-within-20-for-addition-cgw3cd?step=1&activity=video>

Wednesday 13th January
PDW/RE PM

Hanukkah

Colour in the Menorah




What is this called?

How many candles are on the menorah?

What city did it take place in?

Make your own menorah; either by using this one or by making your own.



Wednesday 13th January

PE PM

Zumba Kids -

<https://www.youtube.com/watch?v=FP0wgVhUC9w>

<https://www.youtube.com/watch?v=ymigWt5TOV8>

<https://www.youtube.com/watch?v=RoYxGOavSfY>

Throwing and Catching Skills - <https://www.youtube.com/watch?v=EMJIMHONgOE>

Step 1 - Learn how to roll the ball on the floor to one another in a straight line using the under arm technique.

Step 2 - Once you can roll in a straight line, have a go at bouncing the ball to your partner. Make it more difficult by stepping further apart.

Step 3 - throwing to each other using the under arm technique; start close together and then move slowly further apart.

PE with Joe - <https://www.youtube.com/user/thebodycoach1>

Thursday 14th January

English AM

Adapting the story of the Three Little Pigs - How could we change it?

Story planning



Character



Setting

Title

Beginning

Middle

What problem happens?



Ending




How does it get sorted out?



Thursday 14th January
RE AM

Sequencing the Hanukkah Story

Cut and stick these into the correct order or number them in order.



Phonics AM

aw digraph

Key

Real Words ☐

Nonsense Words ☐

claw	zaw	fawn	thawl
saw	quaw	spraw	lawn
draw	hawm	raw	chawn
yawn	blawn	paw	strawm
yawl	jaw	gawn	drawers

1. Trace over 'aw'.

aw aw aw aw aw
aw aw aw aw aw

2. Just add 'aw'.

p__s

dr__

cr__l

d__n

cl__s

l__n

j__

sh__l

3. Write the correct 'aw' words under the pictures.





Thursday 14th January
Maths PM

0	1	2	3	4	5	6	7	8	9	10	11	12	13	14	15	16	17	18	19	20
---	---	---	---	---	---	---	---	---	---	----	----	----	----	----	----	----	----	----	----	----

1) $8 + 7 =$ _____

11) $7 + 10 =$ _____

2) $11 + 3 =$ _____

12) $9 + 9 =$ _____

3) $9 + 4 =$ _____

13) $3 + 11 =$ _____

4) $8 + 5 =$ _____

14) $10 + 10 =$ _____

5) $10 + 6 =$ _____

15) $7 + 9 =$ _____

6) $11 + 3 =$ _____

16) $8 + 7 =$ _____

7) $4 + 10 =$ _____

17) $6 + 11 =$ _____

8) $10 + 8 =$ _____

18) $4 + 12 =$ _____

9) $9 + 7 =$ _____


19) $8 + 10 =$ _____

10) $8 + 8 =$ _____

20) $9 + 6 =$ _____

Thursday 14th January
Computing PM

1. Using an iPad/tablet or drawing app on a computer, recreate a scene from the Three Little Pigs.



2. Practise using a keyboard on your iPad/tablet or computer device.

Simple sentences - For example; My name is Miss Beardmore. I have brown eyes.

Take a photo and put it in your homework book.

Thursday 14th January
Reading PM

The Twins

Stan and Fran are twins in my class. Fran likes to float in the pool but Stan likes to jump in with a splash.

Stan is a good cook but Fran is good at sport. She is the best at the high jump in my class.

They like to swing in the treetops at the park.



Read Together Quick Questions



1. What is Fran good at? Tick one.

- ☐ splash
- ☐ sport
- ☐ swing



2. Stan and Fran are twins but they are different. How are they different?



3. Which word describes how Stan likes to get into the pool? Tick one.

- ☐ float
- ☐ slip
- ☐ jump



4. Use 20 words or fewer to sum up the twins.

Friday 15th January
English AM

Adapted Story Writing

Using your adapted plan from yesterday, rewrite the story of the Three Little Pigs in your own version. Remember capital letter, finger spaces and full stops.

This image shows a single sheet of white paper with ten horizontal black lines spaced evenly apart, resembling notebook paper. The lines are parallel and extend across the width of the page. There is no handwriting or other markings on the paper.

This image shows a single sheet of white paper with horizontal ruling lines. The lines are evenly spaced and run across the width of the page. There is no text or other markings on the paper.

Friday 15th January

Maths AM

$12 + 4 =$	$14 + 14 =$
$23 + 3 =$	$14 + 5 =$
$19 + 5 =$	$17 + 6 =$
$22 - 6 =$	$17 + 8 =$
$17 + 12 =$	$11 + 6 =$
$26 + 8 =$	$13 + 13 =$
$23 + 10 =$	$18 + 11 =$
$21 + 9 =$	$22 + 9 =$
$21 + 6 =$	$25 + 8 =$
$23 + 5 =$	$23 + 4 =$
$29 + 6 =$	$24 + 6 =$
$20 + 10 =$	$23 + 6 =$
$18 + 12 =$	$16 + 10 =$
$16 + 11 =$	$7 + 14 =$

Phonics AM
Recap of Phonics

Draw a line to the matching picture when you have read each word.

Draw a line to the matching picture when you have read each word.

clay



cloud

boy



girl

pie



sea

skirt



blue

treat



cried

glue



toys

sprout



crayon statue



argue

Friday 15th January

DT PM

On Monday you designed your own house that would will be making today. Using cardboard you be will make you house come to life.

Remember to follow our success criteria.

Monday 11th January
DT PM





Design you own house that you can make from Cardboard boxes at home.
What will it look like?
Label the materials you are going to use and colours you want them.








Success Criteria





Roof	
Window	
Door	
Walls	
Chimney	

Take a photo and add it to your homework book.

  Look and say	 Look, say and write	 Cover and write
he		
she		
we		
me		

  Look and say	 Look, say and write	 Cover and write
be		
was		
you		
they		

  Look and say	 Look, say and write	 Cover and write
all		
are		
my		
her		

  Look and say	 Look, say and write	 Cover and write
said		
have		
like		
so		

Letter Formation

Can you trace the letters?

a a a a a a a a

b b b b b b b b

c c c c c c c c

d d d d d d d d

e e e e e e e e

f f f f f f f f

g g g g g g g g

h h h h h h h h

i i i i i i i i

j j j j j j j j

k k k k k k k k

l l l l l l l l

m m m m m m m m

n n n n n n n n

o o o o o o o o

p p p p p p p p

q q q q q q q q

r r r r r r r r

s s s s s s s s

t t t t t t t t

u u u u u u u u

V V V V V V V V V V

W W W W W W W W W W

X X X X X X X X X X

Y Y Y Y Y Y Y Y Y Y

Z Z Z Z Z Z Z Z Z Z