



HILL WEST *Primary*

FOUR OAKS

Home Learning Pack

Year 2

Week Beginning 14.12.20



Home Learning Links

Oak National Academy

Oak National Academy is an online classroom and resource hub. It provides high-quality video lessons and resources to support teachers, parents and pupils.

www.thenational.academy

BBC Bitesize

With BBC Bitesize it is easy to keep learning at home. You can access regular daily lessons in English, maths and other core subjects.

<https://www.bbc.co.uk/bitesize>

Phonics English Hubs

Online phonics lessons for the Letters and Sounds phonics programme.

<https://www.wandleenglishhub.org.uk/lettersandsounds>

World Book Online

World Book online have just made their fabulous collection of over 3,000 e-books and audiobooks available for free for children to access at home. They have books suitable for all ages. Click on the following link to access them.

<https://worldbook.kitaboo.com/reader/worldbook/index.html?usertoken=Mjk5MzQ6MTpJUjA5MjAxNjoyOmNsaWVudDE2OTc6MTY5NzoyMjE2Mjg4OjE6MTU4NDM4MDExMzA2Mjp1cw%3D%3D>

Read Works.org

Read Works offers access to 3000+ comprehension for all age groups. Just sign up for a free account to access fantastic texts.

<https://www.readworks.org/>

Beanstalk

Beanstalk website is packed with lots of interactive materials for children aged 1 to 6. They are offering free access to all families during the COVID-19 pandemic.

<https://beanstalk.co/>

Tutortastic

An online platform with tutorials and videos for home learning.

<https://www.tutortastic.co.uk/blog/homelearning>

Education Quizzes

A series of short quizzes for children to complete related to the National Curriculum subjects. Just select KS1 for Reception, Year 1 & Year 2 and select KS2 for Years 3-6.

<https://www.educationquizzes.com/ks1/>

Top Marks

A range of activities here but especially good interactive activities for maths.

<https://www.topmarks.co.uk/>

Classroom Secrets

Classroom Secrets Kids is offering free access to everyone until the end of April 2020. The platform is aimed at primary aged children and covers subjects such as maths, reading, grammar and spelling. The platform is really child-friendly so that they're able to access it on their own. There are a load of games and interactive activities from phonics to SATs

<https://kids.classroomsecrets.co.uk/>

National Geographic

National Geographic is a great platform for learning and it's totally free. There are online games, resources and competitions, too.

<https://www.natgeokids.com/uk/teacher-category/primary-resources/>

Reading Eggs



Next Week at Hill West

Key Question: Will Arthur deliver the forgotten present on time?
Key Text for Linked Learning: Arthur Christmas
Linked Learning: Art, DT, Music and English
<p>This week, it's all about Christmas! At the beginning of the week, both Kingfishers and Owls will be performing their Nativity performance, which I'm sure the children will amaze you with. Throughout the week, the children will be using a range of techniques and media to create their own calendars and Christmas cards.</p> <p>In reading, the children will be focusing on visualization, inference and predictions. The children will use time adverbs and conjunctions to plot their own plan to steal Christmas.</p> <p>In writing, they will create a comparison description of the Grinch dressed as Santa and Santa. Children will also continue to learn about the Nativity story in R.E. and will understand why this festival is so important to Christians.</p>
<p>Maths: This week the children will use their understanding of 2D shape to categorise shapes and represent the shapes by constructing tally charts, block graphs and pictograms. The children will then identify/describe common 3-D shapes, referring to number of edges, vertices, faces (curved and flat); compare/sort 3-D shapes.</p>
<p>Science: This week the children will be drawing on their knowledge of habitats and design a bug hotel! Incorporating many different microhabitats to encourage a variety of guests.</p>
<p>Geography: This week the children will be looking at the origins of Father Christmas and look at where the North Pole is located on a map.</p>
<p>Computing: This week the children will design an insert for the Christmas Card using word</p>
<p>Music: This week the children will be practising the songs for the class nativity.</p>
<p>Art: See Above</p>
<p>Design Technology: This week the children will be creating their Christmas cards by joining materials.</p>
<p>PDW / R.E: see above</p>
<p>P.E: Quick cricket: Children will continue to build on their skills of the preceding weeks and refining their fielding and batting techniques in a tournament.</p>

Count down to Christmas!!

This week is the last week of school before the Christmas holidays and the countdown is on! We will be decorating our classrooms with festive cheer, making and sharing Christmas cards, making a calendar for 2021 as well as performing our Nativity play!

As part of our visual literacy we have been using the film Arthur Christmas as a stimulus for our writing. This will continue this week too, so feel free to grab some popcorn and snuggle up at home for a movie! It can be found on Amazon, Netflix as well as clips on youtube.

This week we would like you to write a letter to Santa, just like Gwen did. Watch the clip from the film - https://www.youtube.com/watch?app=desktop&v=2zc_pLTkcgA , then have a go. Can you include questions like Gwen?

L.O. To write a letter to Santa

SC

I can...

- use letter writing presentation correctly
- use capital letters and full stops
- include a question using a question mark

Challenge: make your sentences even better by adding adverbs (carefully, quickly, perfectly)
contractions (can't, won't, don't)
conjunctions (but, and, because)

[illegible]

Next we would like you to describe Santa's sleigh. Watch the clip from Arthur Christmas of Grand Santa and Arthur riding the traditional sleigh, Evie. Can you use expanded noun phrases to describe the sleigh? <https://www.youtube.com/watch?app=desktop&v=r87a9rcMq18>

L.O. To use an expanded noun phrase to describe Santa's sleigh

SC

I can...

- use capital letters and full stops
- use interesting adjectives
- use commas in the correct place for an expanded noun phrase

Challenge: make your sentences even better by adding

- adverbs (carefully, quickly, perfectly)
- contractions (can't, won't, don't)
- conjunctions (but, and, because)

[illegible]



ruby red

mirror shine

shiny

precious
gold



warm,
bown wood

soft
leather
seat

Can you think of any more adjectives?

Next we would like you to revise your knowledge of suffixes. Can you spell words with suffixes correctly and use the in sentences?

L.O. To use and spell words with suffixes

SC

I can...

- talk about what a suffix is
- use words with suffixes within a sentence
- check my sentences make sense

Challenge:

Make a list of different suffixes, organsing them into groups

Watch the clip from Arthur Christmas and write sentences about this section including words with suffixes. <https://www.youtube.com/watch?app=desktop&v=IRRYuq7qYk4>



Suffix Word Mat

-ment	-ness	-ful	-less	-ly	
amazement	carelessness	beautiful	careless	amazingly	angrily
amusement	coldness	careful	colourless	badly	especially
argument	darkness	cheerful	harmless	extremely	finally
astonishment	goodness	colourful	helpless	friendly	gently
assortment	happiness	delightful	hopeless	happily	hardly
disappointment	illness	fearful	endless	immediately	instantly
embarrassment	kindness	forgetful	painless	kindly	lastly
encouragement	loneliness	grateful	speechless	lazily	loudly
enjoyment	sadness	helpful	spotless	luckily	neatly
equipment	tenderness	hopeful	thoughtfulness	nervously	probably
excitement	unfairness	peaceful	useless	slowly	suddenly
movement	unhappiness	powerful		unlikely	usually
punishment	weakness	spiteful		quickly	
	wickedness	successful			
		thankful			
		spoonful			
		thoughtful			
		wonderful			

Copy these sentences into your books and fill the gaps with one of the words from the word bank that have suffixes in them.

fearless	helpless	thankful	quickly	safely	painful
peaceful	enjoyment	amazement	colourful	bravely	quietly

1. Arthur's slippers were very _____.
2. They knew it would be very _____ if the lions bit them.
3. The lions started to feel _____ as they listened to the music.
4. The people crept away _____ when the lions fell asleep.
5. When the lions started to chase them Arthur felt _____.
6. Grand-Santa _____ jumped on Arthur's back to escape the lions.
7. Bryony was _____ as she _____ taped up the lion's legs.
8. Grand-Santa watched in _____ as Bryony fought off the lions.
9. Arthur was _____ that they had escaped the lions.
10. Now they were _____ in the sky, Arthur could watch with _____ as the animals floated into the air.

Next we would like you to revise your knowledge of conjunctions. A word that joins two shorter sentences together to make it much longer. We have been focusing on and, but and because but today we would also like you to use the conjunction so. Watch the clip from Arthur Christmas for inspiration - <https://www.youtube.com/watch?app=desktop&v=oLUmNV0tmMo>

L.O. To use conjunctions

SC

I can...

- use and but because so to join two short sentences
- fill in the gaps
- discuss different options and why a specific word makes sense

Challenge: write your own sentences with the conjunctions and but because so

Task: Use conjunctions to complete these sentences then have a go at creating your own.


but	so	because	and
-----	----	---------	-----

1. The elves dropped quickly from the sleigh _____ they had lots of presents to deliver.
2. Santa landed on the snowy roof _____ gave the signal to begin work.
3. All the elves jumped off the roof _____ they didn't get hurt.
4. One of the elves was helping Santa on the ladder _____ he didn't fall.
5. Carefully the elves took the doors out _____ they needed to fit a large piano through the gap.
6. Quietly the elves sneaked into the house _____ didn't make any noise.
7. One elf gave the babies a dummy _____ they would stop crying.
8. The elves worked very quickly _____ they had to deliver presents to all the houses.
9. Santa didn't do all the presents _____ he did put one on the floor.
10. All the elves returned to the sleigh _____ it disappeared into the night.

In Maths this week we will be revising skills from this half term as well as solving Christmas themed problems.

Maths Challenge ★★★


12. Divide the buns into each basket equally.
How many buns go in each basket?



An illustration showing 10 buns arranged in two rows of five. Below them are three empty wicker baskets. To the right is a cartoon character of a witch or wizard in a blue robe and hat, holding a wand.

Maths Challenge ★★★



1. How many apples are there?





An illustration showing a 5x5 grid of 25 red apples. To the right is a cartoon character of a person in a white lab coat and blue pants, standing with hands on hips.

Maths Challenge ★★★

2. Below are the bedtimes of 3 friends. Who goes to bed the earliest?

John  Alice 




Ruby 




An illustration of a boy in a blue uniform blowing a whistle. There are three analog clocks showing different times: John's is 3:15, Alice's is 9:15, and Ruby's is 1:00.

Maths Challenge ★★★

3. Look at the following pattern:
What comes next?

a. 
b. 
c. 



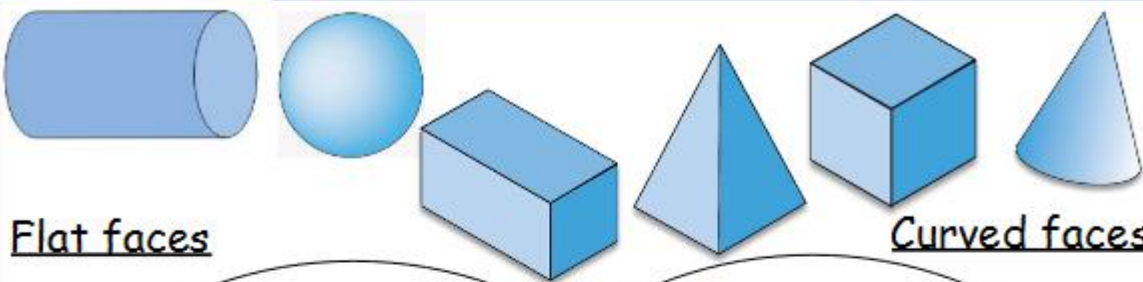
An illustration of a person in a red cape and yellow top, holding a torch. Above them is a sequence of shapes: an apple, a banana, an apple, a banana, an apple, a banana, and a banana.

To name and identify 3D shapes

Can you name the 3D shape of these objects?

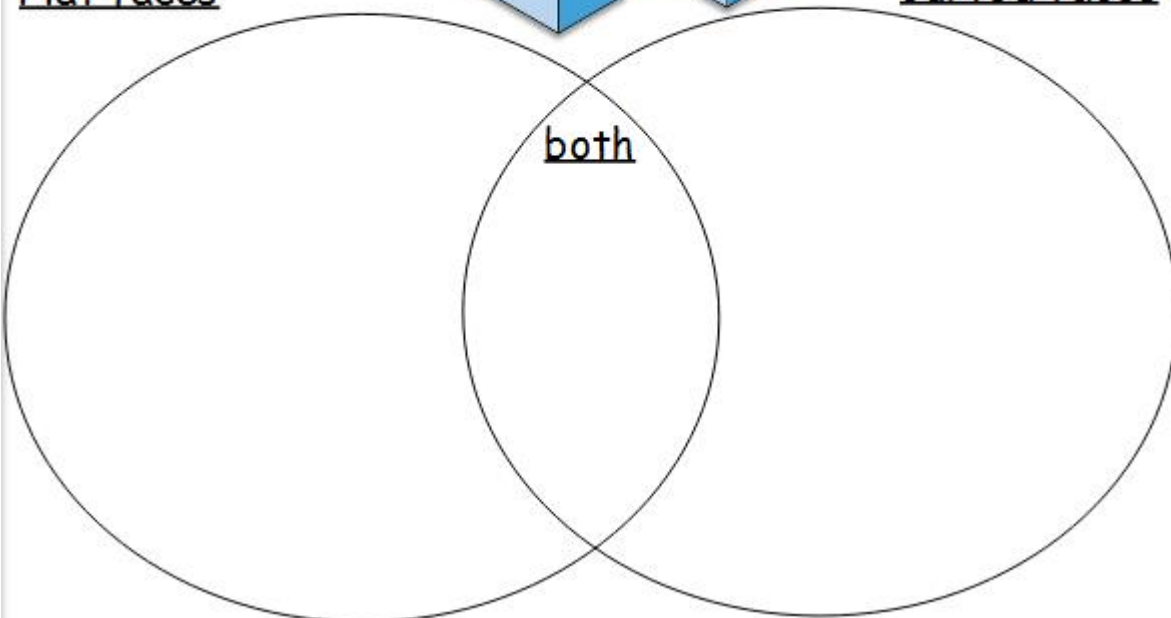


Can you sort the 3D shapes using their features?


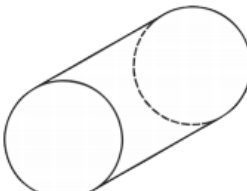

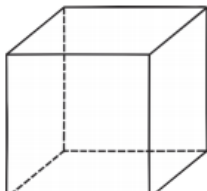
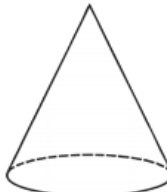
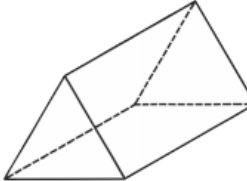
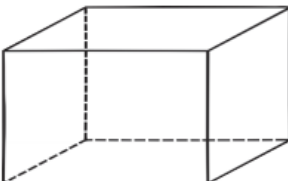



Flat faces
Curved faces

both



Task – To identify the features of 3D shapes

			
Shape of faces: _____	Shape of faces: _____	Shape of faces: _____	Shape of faces: _____
Number of vertices: _____	Number of vertices: _____	Number of vertices: _____	Number of vertices: _____
Number of edges: _____	Number of edges: _____	Number of edges: _____	Number of edges: _____
Name: _____	Name: _____	Name: _____	Name: _____
			
Shape of faces: _____	Shape of faces: _____	Shape of faces: _____	
Number of vertices: _____	Number of vertices: _____	Number of vertices: _____	
Number of edges: _____	Number of edges: _____	Number of edges: _____	
Name: _____	Name: _____	Name: _____	

How many tens are in these numbers?



tens

tens

tens

Draw the arrow after a half turn.



Estimate which bag is heavier.



I want to buy a sweet for 9p but these are the only coins I have in my purse. Draw the extra coin I need so I can buy the sweet.



Your turn: Create a who am I game in your book.

I have 3 faces.
I have no vertices.
I have 2 curved edges.
What shape am I?

I have ____ faces.
I have ____ vertices.
I have ____ edges.
What shape am I?

I have ____ faces.
I have ____ vertices.
I have ____ edges.
What shape am I?

I have ____ faces.
I have ____ vertices.
I have ____ edges.
What shape am I?

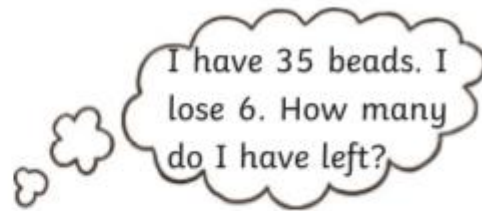
I have ____ faces.
I have ____ vertices.
I have ____ edges.
What shape am I?

I have ____ faces.
I have ____ vertices.
I have ____ edges.
What shape am I?

I want to buy a toy for 48p but these are the only coins I have in my purse. Draw the extra coins I need so I can buy the toy.



Work this out in your head:



Calculate:

ten subtract three =

nine add four =

How many ears are there altogether?



The Mystery of the Missing Reindeer Bells

Maths Game



Santa has been getting ready all year for Christmas Eve, when he will travel the world delivering presents to all the girls and boys. His elves have been very busy making the presents, wrapping them and storing them in the enormous stockrooms.

The reindeer have been resting ready for their epic journey and are keen to get going.

But what's this? Disaster has struck! One of the naughty elves has hidden all the beautiful shiny gold bells which decorate the reindeer's harnesses. The reindeer cannot fly without them!

Which one of them would do such a thing?

Your task is to solve the clues and use the descriptions of the elves, to work out who the culprit of the hidden bells is.

Santa is depending on you!

Good luck!



Descriptions of the Elves

Name	Male or Female	Job at Santa's Workshop	Hat Colour	Shoe Type	Hair Colour
Bitsy	female	wrapping	red	pointy	black
Crumble	male	packing	green	curly	ginger
Dippy	male	wrapping	green	curly	brown
Fizz	female	packing	blue	pointy	black
Misty	female	toy maker	green	pointy	black
Neil	male	packing	green	curly	blonde
Pip	male	wrapping	blue	pointy	black
Tazzy	female	toy maker	red	pointy	ginger
Jip	male	researcher	yellow	curly	brown
Kizzy	female	wrapping	green	curly	brown
Jazz	female	researcher	yellow	pointy	blonde
Neville	male	toy maker	green	curly	brown
Candy	female	packing	blue	curly	blonde
Ernest	male	researcher	red	pointy	brown
Bert	male	packing	green	curly	ginger
Tinsel	female	toy maker	yellow	pointy	black
Joy	female	researcher	yellow	curly	brown
Melvyn	male	wrapping	green	curly	black
Sparky	female	packing	red	curly	brown
Jingle	male	toy maker	blue	curly	ginger
Merry	female	wrapping	yellow	pointy	black
Dinky	male	packing	green	curly	brown
Petal	female	researcher	blue	pointy	blonde
Noel	male	wrapping	green	curly	blonde
Snowy	male	toy maker	yellow	pointy	brown

Have you solved the mystery of who hid the reindeer bells?

It was _____

Clue 1

Ringing in the Missing Numbers



Fill in the missing numbers.

Cross off the numbers from Santa's list when you put them in the empty boxes.

Look at the numbers left on Santa's list.

If the numbers left on the list are **odd**, the bell hider wore curly shoes.

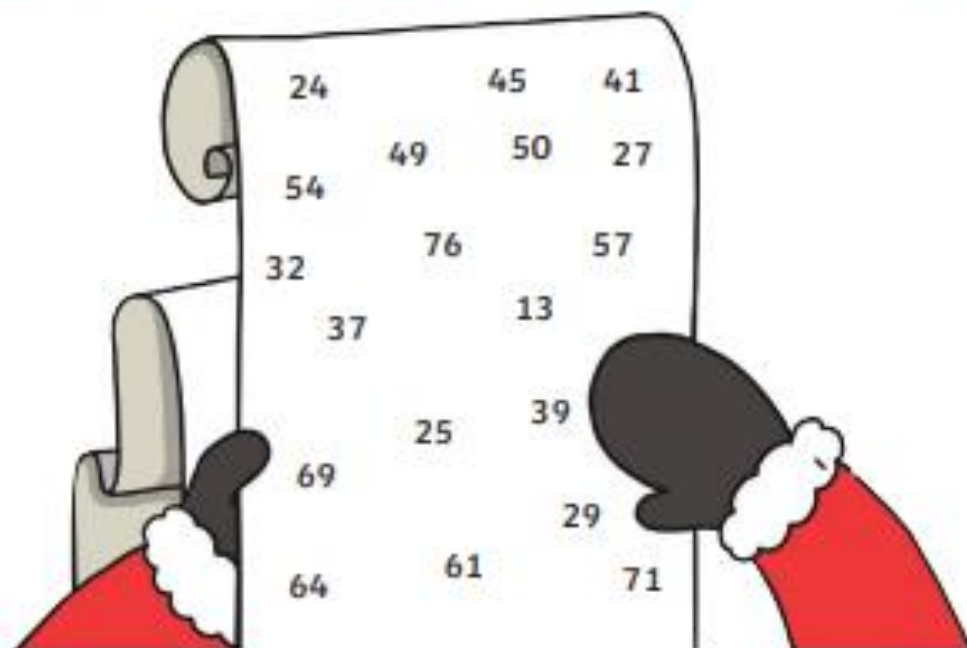
If the numbers left on the list are **even** the bell hider wore pointy shoes.

2 less 3 more

<input type="text"/>	←	26	→	<input type="text"/>
<input type="text"/>	←	51	→	<input type="text"/>
<input type="text"/>	←	34	→	<input type="text"/>

2 less 3 more

<input type="text"/>	←	66	→	<input type="text"/>
<input type="text"/>	←	47	→	<input type="text"/>
<input type="text"/>	←	73	→	<input type="text"/>



Put a circle around the correct word in the sentence:

The reindeer bell hider wore curly/pointy shoes.



Clue 2

Match the Tags

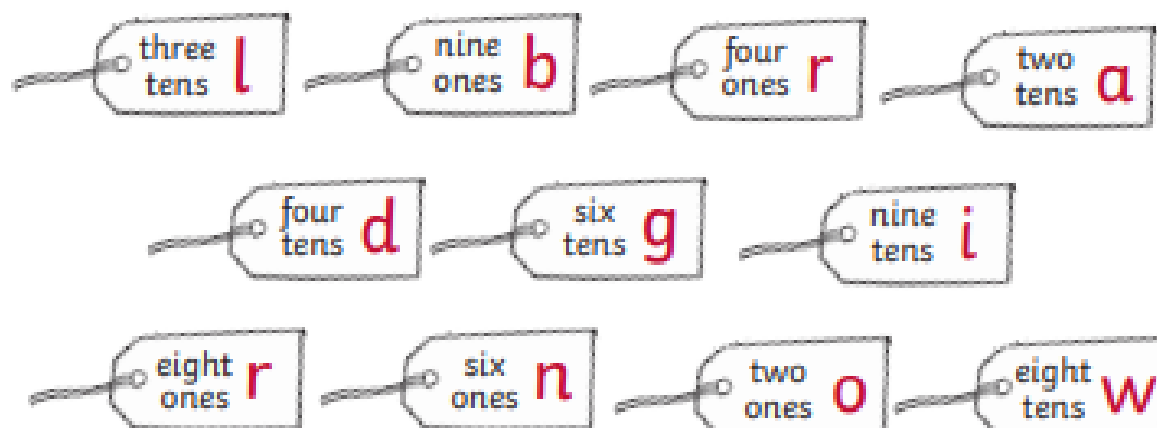


Look at the underlined digit in each of the numbers on the presents.

Think about how many tens or ones that number represents.

Match up the answers on the tags to the present.

Unscramble the letters on your selected tags to spell out the colour of hair which the mischievous elf had.



Answer: The naughty elf has _____ hair.



Clue 3

Elf Problems

Some of the elves have answered some problems, but are they all correct?

Check if they are right. If they are not, put a cross in the **X** column. If they are right, put a tick **✓**.

	Right ✓	Wrong X
Lizzy says that $32 + 9$ is 49. Is she right?		
Frizzle says that $82 - 11 = 71$. Is he right?		
Betsy says that three lots of two equals four. Is she right?		
Grimble says that 12 candy canes shared between him and a friend means they will each have 6 candy canes. Is he correct?		
Ditsy says that this can be worked out: $3 - 8 = 6$. Is she right?		
Jet says that two groups of four has the same total as four groups of two and that the answer is eight. Is he right?		
Tizzy says that $9 + 30$ has the same answer as $19 + 10$. Is she right?		



If there are more **✓** than **X**, the elf is female.

If there are more **X** than **✓**, the elf is male.

Put a circle around the correct word: male/female



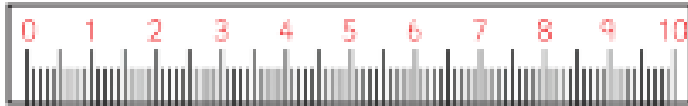


Clue 4

Measure the Elf

Measure the height of the elves to the nearest centimetre.

Find the height in the table below and make a sentence from the words to solve clue number four!



2cm a	4cm hat	6cm wore
5cm culprit	1cm red	8cm green
10cm yellow	3cm the	7cm blue

Answer: _____





Clue 5

The Missing Bells



Some numbers on the number lines are missing.

Fill in the missing numbers on the bells.



26
elf

22
wrapping

28
was

17
a

16
researcher

8
packing

12
the

13
naughty

20
toymaker

9
worked



Use the numbers you have used on the number line to make a sentence from the words to solve the last clue.



Answer: _____

I am going to reveal the answers below but keep them secret until you have had a go...

The Mystery of the Missing Reindeer Bells

Answers

Clue 1 Ringing in the Missing Numbers

The remaining numbers on Santa's list will be:

57, 13, 39, 25, 61, 49, 27

Therefore, all odd, so the bell hider wore curly shoes.

Clue 2 Match the Tags

Once unscrambled, the selected tags spell 'brown'.



	Right ✓	Wrong ✗
Lizzy says that $32 + 9$ is 49. Is she right?		✗
Frizzle says that $82 - 11 = 71$. Is he right?	✓	
Betsy says that three lots of two equals four. Is she right?		✗
Grimble says that 12 candy canes shared between him and a friend means they will each have 6 candy canes. Is he correct?	✓	
Ditsy says that this can be worked out: $3 - 8$. Is she right?		✗
Jet says that two groups of four has the same total as four groups of two and that the answer is eight. Is he right?	✓	
Tizzy says that $9 + 30$ has the same answer as $19 + 10$. Is she right?		✗

The culprit is male

The Mystery of the Missing Reindeer Bells

Answers

Clue 4 Measure the Elf

The culprit wore a green hat.

2cm a	4cm hat	6cm wore
5cm culprit	1cm red	8cm green
10cm yellow	3cm the	7cm blue

Clue 5 The Missing Bells

10, 11, 12, 13, 14, 15

25, 26, 27, 28, 29

17, 18, 19, 20, 21

The naughty elf was a toymaker.

The elf who hid the reindeer bells was Neville!



Art: Create a calendar for 2021 to display in your home

PE: To improve hand eye co-ordination when hitting a ball with a bat

RE: Research the importance of the advent to the Christian faith and investigate why light is important to two other religions. Can you make any comparisons? For example do other religions use candles? What do the candles represent?

Merry Christmas!

