



HILL WEST *Primary*

FOUR OAKS

Home Learning Pack

Year 2

Week Beginning 30.11.20



Home Learning Links

Oak National Academy

Oak National Academy is an online classroom and resource hub. It provides high-quality video lessons and resources to support teachers, parents and pupils.

www.thenational.academy

BBC Bitesize

With BBC Bitesize it is easy to keep learning at home. You can access regular daily lessons in English, maths and other core subjects.

<https://www.bbc.co.uk/bitesize>

Phonics English Hubs

Online phonics lessons for the Letters and Sounds phonics programme.

<https://www.wandleenglishhub.org.uk/lettersandsounds>

World Book Online

World Book online have just made their fabulous collection of over 3,000 e-books and audiobooks available for free for children to access at home. They have books suitable for all ages. Click on the following link to access them.

<https://worldbook.kitaboo.com/reader/worldbook/index.html?usertoken=Mjk5MzQ6MTpJUjA5MjAxNjoyOmNsaWVudDE2OTc6MTY5NzoyMjE2Mjg4OjE6MTU4NDM4MDEzMzA2MjE1cw%3D%3D>

Read Works.org

Read Works offers access to 3000+ comprehension for all age groups. Just sign up for a free account to access fantastic texts.

<https://www.readworks.org/>

Beanstalk

Beanstalk website is packed with lots of interactive materials for children aged 1 to 6. They are offering free access to all families during the COVID-19 pandemic.

<https://beanstalk.co/>

Tutortastic

An online platform with tutorials and videos for home learning.

<https://www.tutortastic.co.uk/blog/homelearning>

Education Quizzes

A series of short quizzes for children to complete related to the National Curriculum subjects. Just select KS1 for Reception, Year 1 & Year 2 and select KS2 for Years 3-6.

<https://www.educationquizzes.com/ks1/>

Top Marks

A range of activities here but especially good interactive activities for maths.

<https://www.topmarks.co.uk/>

Classroom Secrets

Classroom Secrets Kids is offering free access to everyone until the end of April 2020. The platform is aimed at primary aged children and covers subjects such as maths, reading, grammar and spelling. The platform is really child-friendly so that they're able to access it on their own. There are a load of games and interactive activities from phonics to SATs

<https://kids.classroomsecrets.co.uk/>

National Geographic

National Geographic is a great platform for learning and it's totally free. There are online games, resources and competitions, too.

<https://www.natgeokids.com/uk/teacher-category/primary-resources/>

Reading Eggs



Next Week at Hill West

Key Question Week 13: Why is Edgar so excitable?

Key Text for Linked Learning: Visual Literacy – Excitable Edgar - <https://vimeo.com/373076984>

Linked Learning: Science, Computing and D.T.

In English, children will be working in groups and independently to focus on key reading skills in order to find and use information within a text. They will be designing and then writing a character description of their own excitable character. Children will decide which vocabulary is more effective in creating a more interesting sentence. They will be using skills developed this term such as expanded noun phrases. This week in science, the children will be observing microhabitats and their inhabitants and understand why they live there and understand that different habitats provide for the basic needs of different kinds of living things. Children will be drawing on their knowledge of habitats to design a bug hotel! They must incorporate many different microhabitats to encourage a variety of guests. Children will be demonstrating their skill of working scientifically by asking simple questions and recognising that they can be answered in different ways, Identify and classify insects and their habitats, use observations and ideas to suggest answers to questions and gather and record data to help answer questions. The children will design purposeful, functional and appealing product based on design criteria. Our D.T links to our science as we will be exploring a variety of methods to join a variety of materials without using adhesive and investigating which methods are the strongest, as they construct a Bug hotel. This week the children will be using a range of internet sources to find out about ideal habitat for a variety of different insects

Maths: Revise all four operations in preparation for standard assessments this week.

Science: See above

History: The children will research and explore the gun powder plot.

Geography: Consider the climate that insects need to survive.

Computing: See above

Music: This week the children will be practising the songs for the class nativity.

Creative Art: This week the children will be studying a famous abstract artist, Jackson Pollock. The children will learn about his history and how he formed his own style of abstract art.

Design Technology: See above

PDW / R.E: The children will be reflecting on their learning about bullying from last week.















P.E: Quick cricket: Children will continue to build on their skills of the preceding weeks and refining their fielding and batting techniques.

Apostrophe Ants

Match the correct contracted form with the expanded form.

Oh no! The apostrophe ants have left the ant hill to find food but they have forgotten which items they have to collect. Help the apostrophe ants find their way to the correct food item by matching the words on the ants to the expanded form on the food.

Draw a line to match the ant to the food item. One has been done for you

 he'd	 I will
 can't	 should not
 I'll	 he would
 shouldn't	 cannot
 haven't	 they have
 they've	 she would
 she'd	 have not

Andrew Apostrophe

Write the contracted and expanded form.



Andrew Apostrophe has been set some homework by his teacher. However, he is finding the work a little tricky. Please help him complete the following questions by writing the correct answer in the space provided.

Write the contraction:

I will	_____	would have	_____
they have	_____	does not	_____
he is	_____	it is	_____
you are	_____	we are	_____
do not	_____		

Write the expanded form:

don't	_____	he's	_____
what's	_____	where's	_____
we're	_____	you'll	_____
can't	_____	I'd	_____

Contraction Detective

Write the contracted form of the words.



Detective Dog is looking for words that can be contracted in the following sentences. Help him to find them by writing each sentence out again with the contracted word form.

For example:

Expanded form: In the morning, **they will** be going on holiday.

Contracted form: In the morning, **they'll** be going on holiday.

1. Later, we are going to the park.

2. Lucy was amazed! She had never been to such a fantastic place.

3. I have always wanted a pet dog.

4. Where is the party tomorrow afternoon?

5. John is very friendly and he is funny too.

6. It is very late so we will finish the game tomorrow.

7. In the cave, there is a mighty dragon.

Missing Apostrophe

Add the apostrophe to contracted words.

Below are some sentences with contracted words. However, all the apostrophes are missing. Please add the apostrophe to each contracted word so that the sentences make sense.

1. Whats inside the box?

2. She wont be able to climb the mountain because its too big.

3. Were going to be late if we dont hurry.

4. The tiger is very big and shes very dangerous!

5. When youve taken your medicine, youll feel better.

6. Sarah was nervous because she hadnt been on an aeroplane before.

7. My parents are very caring and theyre kind.

8. Hes going outside because its hot inside.

9. Lets play football today.

10. I wont stay up too late because its a school night.

Year 2 SPaG Treasure Hunt

Part 1 - 15 Questions

Answer: Put your pens down. ✓

Question: Which type of word is lovely in the sentence below?
Grandma made a lovely cushion.

a verb ☐ an adjective ☐
a noun ☐ an adverb ☐



Answer: an adjective ✓

Question: Turn these words into nouns by adding -ness or -er.
Write the new word in full on the line. Remember that some letters might need to be changed or added on.

happy ----- dark -----
quiet ----- kind -----



Answer: happier or happiness darker or darkness
quieter or quietness kinder or kindness

Question: Tick the best word to complete the sentence.

I want that dog ----- he's so cute.
when ☐ if ☐ that ☐ because ☐



Answer: because ✓

Question: Tick the best word to complete the sentence.

I really want to go outside ----- I can't because it's raining.
or ☐ but ☐ and ☐ so ☐



Answer: but ✓

Question: Write the missing punctuation mark to complete the sentence.

When is the tennis match going to start



Answer: When is the tennis match going to start?

Question: The verbs in boxes are in the present tense.
Write these verbs in the past tense. One has been done for you.

James (visits) visited the farm.

Phoebe (watches) ----- the monkeys play.

I (take) ----- my pencil case with me.



Answer: Phoebe (watches) watched the monkeys play.
I (take) took my pencil case with me.

Question: Add commas to the sentence.

I had tomatoes lettuce cheese and ham in my sandwich.



Answer: I had tomatoes, lettuce cheese and ham in my sandwich.

Question: Tick the sentence that is a statement. Tick one.

Where is your hat? ☐
Ted had a cold. ☐
What a hard game this is! ☐
Put the seed in the pot. ☐



Answer: Ted had a cold ✓

Question: Underline the verbs in the sentence.

At the weekend, I made sandcastles on the beach and swam in the sea.



Answer: At the weekend, I made sandcastles on the beach and swam in the sea.

Question: Tick the one correct sentence.

Lauras' hat was brightly coloured. ☐
Lauras hat was brightly coloured. ☐
Laura's hat was brightly coloured. ☐



Answer: Laura's hat was brightly coloured. ✓

Question: Which type of word is underlined in these sentences?

He quickly skipped to the car. Janice sang the song softly. She tiptoed quietly towards the door.

verbs ☐ adjectives ☐ nouns ☐ adverbs ☐



Answer: adverbs ✓

Question: Put in the apostrophe to show possession.
Emmas bag has beautiful stripes on it.



Answer: Emma's bag has beautiful stripes on it.

Question: Tick the correct word to complete the sentence.
I like to eat popcorn ----- we go to the cinema.
when ☐ until ☐ or ☐ because ☐



Answer: when ✓

Question: What type of word is delicious in this sentence?
I ate a delicious donut.
a verb ☐ an adjective ☐ a noun ☐ an adverb ☐



Answer: an adjective ✓

Question: Tick the sentence that is a command.
She was very kind. ☐ How tall are you? ☐
Put your pens down. ☐ What an awful day it is! ☐



Popping Punctuation: Missing Punctuation

Add the correct punctuation to these sentences. Use the balloons below to help you.

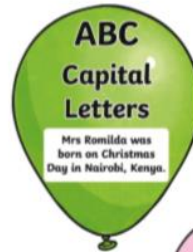
1. What time is it
2. It was dark outside
3. he weather did not spoil the day.
4. "Stop right there " the guard shouted.
5. I live with Mum Dad and Steve.
6. Jake s bag fell on the floor.
7. What a short temper he has
8. Hassan and his sister waited for the bus



Popping Punctuation: Missing Punctuation

Insert all of the missing punctuation into these sentences.
Use the balloons below to help you.

1. What time is it
2. It was dark outside
3. the weather did not spoil the day.
4. "Stop right there" the guard shouted.
5. I live with Mum Dad and Steve.
6. Jakes bag fell on the floor.
7. What a short temper he has
8. Hassan and his sister waited for the bus



Popping Punctuation: Missing Punctuation

Insert all of the missing punctuation into these sentences.

1. what time is it
2. it was dark outside
3. the weather did not spoil the day
4. stop right there the guard shouted.
5. i live with mum dad and steve
6. jakes bag fell on the floor
7. what a short temper he has
8. hassan and his sister waited for the bus

Write your own sentences which include each of the following pieces of punctuation:







Functions of Sentences: Statements, Questions, Commands and Exclamations Activity Sheet

1. Draw a line to match the sentences to the sentence type.

How lucky we are to see a hedgehog!	statement
Where would you like to go for your birthday?	question
Tell me how you did that magic trick!	exclamation
The giraffe is the tallest animal in the world.	command

2. Choose one animal from the pictures and write a statement sentence about it.



3. Change these sentences from statements to questions. One has been one for you.



Statement:

Meerkats can look for danger when they stand on their back legs.

Question: Can meerkats look for danger when they stand on their back legs?

Statement: Pandas can only eat bamboo.

Question: _____

Statement: It is summer in Australia.

Question: _____

Statement: Greedy dogs will eat lots of food.

Question: _____

Statement: She could win the game.

Question: _____

Top Tip:

Move the helping verb (e.g. can, is, will, could) to the front of the sentence and add a question mark!

4. Now change these statements into questions.

Statement: Giraffes have long necks.

Question: _____

Statement: Fred likes to play tennis.

Question: _____

Statement: Rashmi went to her dad's house.

Question: _____

Top Tip:

Add **do**, **does** or **did** and **change the verb form**.

5. Use one of these question words to complete the question sentences.

Who What Where When Why

_____ is the grass green?

_____ have all the apples gone?

_____ is it lunchtime?

_____ time is it now?

_____ has left the pencils in a mess?

6. This recipe isn't finished! Can you choose the correct imperative (bossy) verb to complete the command sentences?



spoon	stir	turn	Sift
bake	break	blend	add

First, _____ the oven on to 180 degrees. Next, put the butter and sugar into a bowl and _____ them together with a fork. Now, _____ the eggs and _____ them to the mixture. _____ the flour to remove lumps, then _____ everything together. Finally, _____ the mixture into cake cases and _____ in the oven for twenty minutes.

7. This teacher is very bossy! Think of and write three commands she might say to you. Use the imperative verbs to help you.

take put sit stand listen walk do not wait



Command 1: _____

Command 2: _____

Command 3: _____

8. Write 'what' or 'how' to complete these exclamation sentences.

_____ big teeth you have!
_____ wonderful this drawing is!
_____ hard you have worked today!
_____ a friendly cat!

9. Look at this picture and write two exclamation sentences (don't forget the exclamation mark!)



Examples: How tall is that tree! What a lot of flowers!

What: _____

How: _____

10. Can you write a statement, command, question and exclamation for this picture?

Statement:

Command:

Question:

Exclamation:



Excitable Edgar

Vimeo: <https://vimeo.com/373076984> or Youtube:
https://www.youtube.com/watch?v=r9D-uvKih_k&t=4s

Prepare to watch 'Excitable Edgar' Before you do read the following sheet:

Pause at 13 seconds

- I - When is this film set?
- I - What time of year is it? How do you know?
- I - What do you think Edgar feels when he sees the snowman?

Pause the film at 25 seconds

- I - How do you think the characters feel? How do you know?
- V - What synonyms do we know for those feeling words?

Pause the film at 40 seconds.

- I - What do you think the little girl is thinking here?

Pause the film at 1 min 2 secs.

P/I – Who do you think the man in claret is?

E – How does the film maker show that the two people are important?

P – Why do you think Edgar has a scarf over his snout?

E – Using evidence from the film, how do you and Edgar and Ava made friends?

Pause the film at 1 minute 20

R - From which organs did the fire erupt?

P - What do you think Edgar is about to do?

I - What do you think the townspeople are thinking?

E/I – Do you think Edgar wants to cause the damage? Explain how the film maker shows this.

E – In the song lyrics it says, ‘can’t fight this feeling anymore’ Is this a good choice of song to go with the film? Explain why you think the film maker chose this song.



Pause at 1min 40 secs.

E – How does the director show the passing of time.

I – How do you think Edgar is feeling? Why?

R – Where does Ava live and work?

Pause the film at 1min 50 secs

P – What do you think Ava has brought in the box?

Pause at 2min 7 secs

I - What do you think all of the party guests are thinking?

Pause at 2min 21secs.

V/I – What feeling do you think the man is showing here?


V – Can you give a definition of the word relief? Can you put it into a sentence?

At the end of the film

S/E – Explain how the slogan, ‘Show them how much you care.’ Is embodied by Edgar and Ava in this short film.

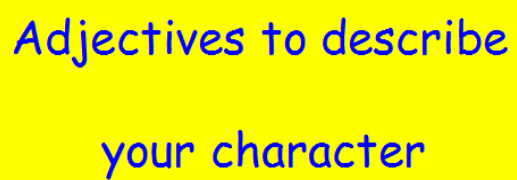
Further discussion could be around whether or not the students think this is an effective advert for John Lewis and Waitrose.

Do you think Excitable Edgar was a suitable advert for John Lewis?



Draw your own character for an advert



[illegible]

Science - Design a bug hotel



Research Bug hotels:

The secret garden: <https://www.wildaboutgardens.org.uk/>

Insect Hotel: <https://insteadof.com/blog/insect-hotel/>

Write down the features ideal for different Bugs to live in.

Activities

1. Understand that creating different microhabitats will encourage a variety of creatures.
2. Understand that microhabitats need to vary according to their inhabitants' needs.
3. Design a 'room' (microhabitat) of the bug hotel.

Investigation - problem solving

In groups, design a layer of the bug hotel, incorporate specific micro-habitats agreed for that group by the class. Build a bug hotel according to the group designs.

Vocabulary

Micro-habitats, light, dark, shady, damp, dry, seasons, sun

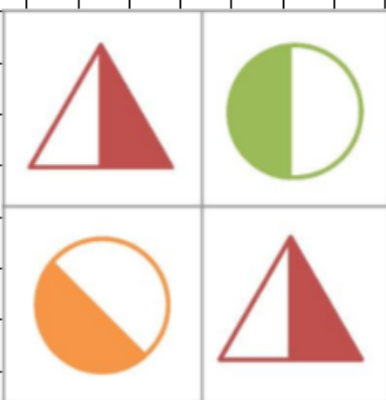
--

What will you call our Bug hotel?

Design a sign:



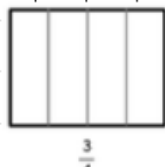
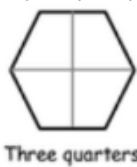
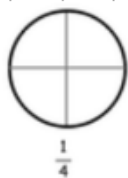
Warm up



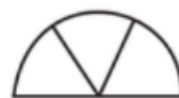
1. What fraction of the shape is coloured?



2. What fraction of this shape is coloured?






2. Colour in the fractions.



4. Colour $\frac{1}{3}$ of each shape.

2D shapes

What is the same about these shapes?



2D shapes

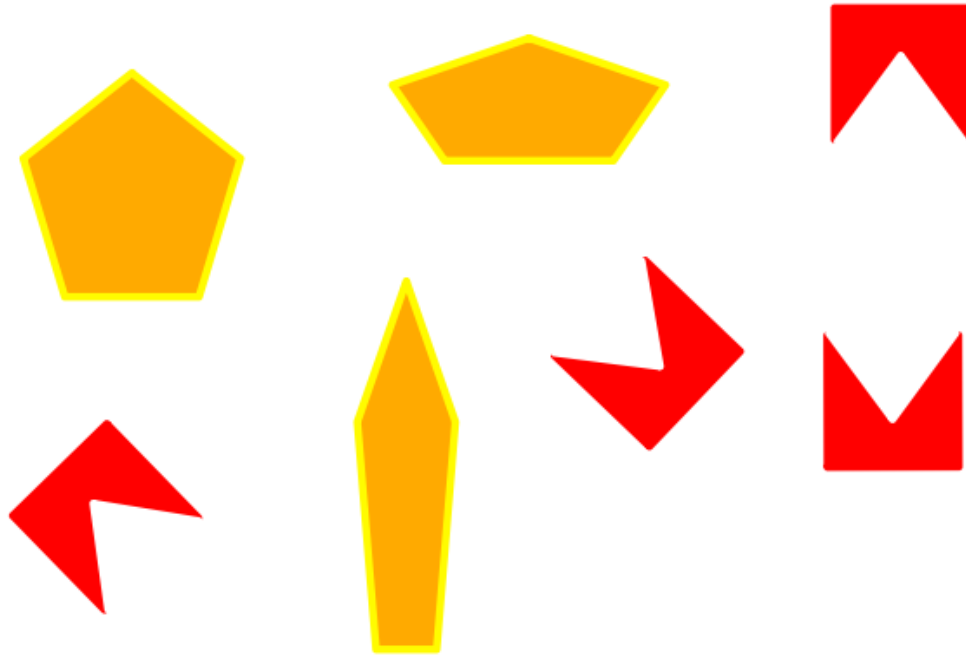
What is the same about these shapes?



2D shapes


A 5 sided shape is called a pentagon.

The prefix pent comes from the greek word pentagonos which means 5 angled shape.



2D shapes

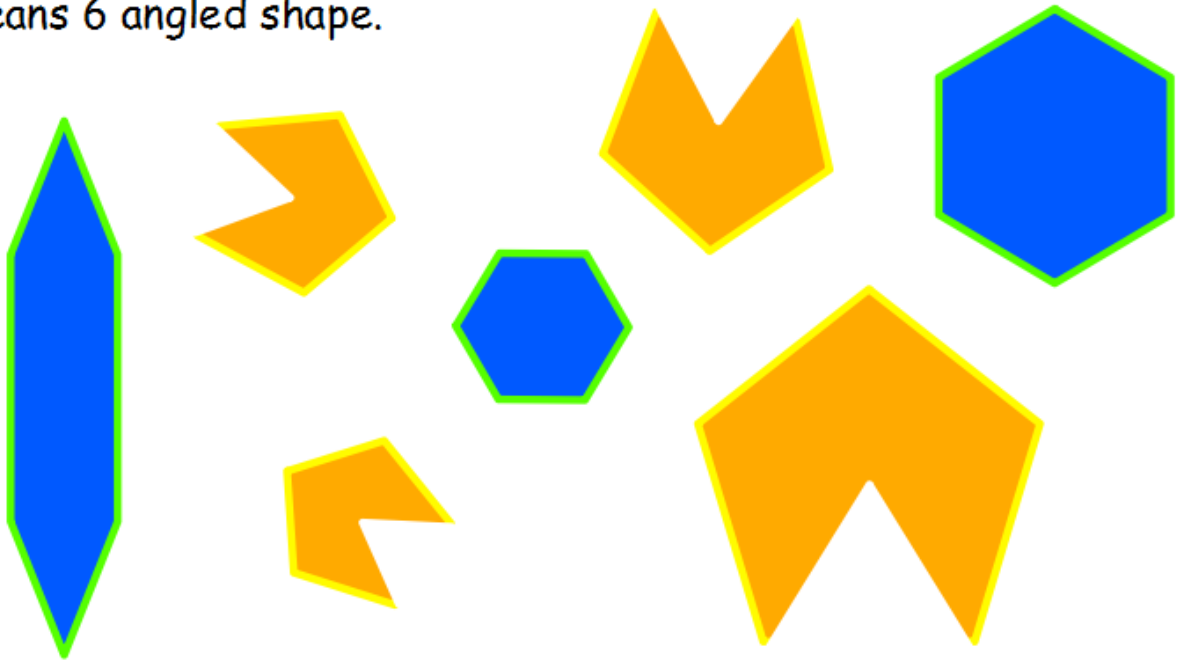
What is the same about these shapes?



2D shapes

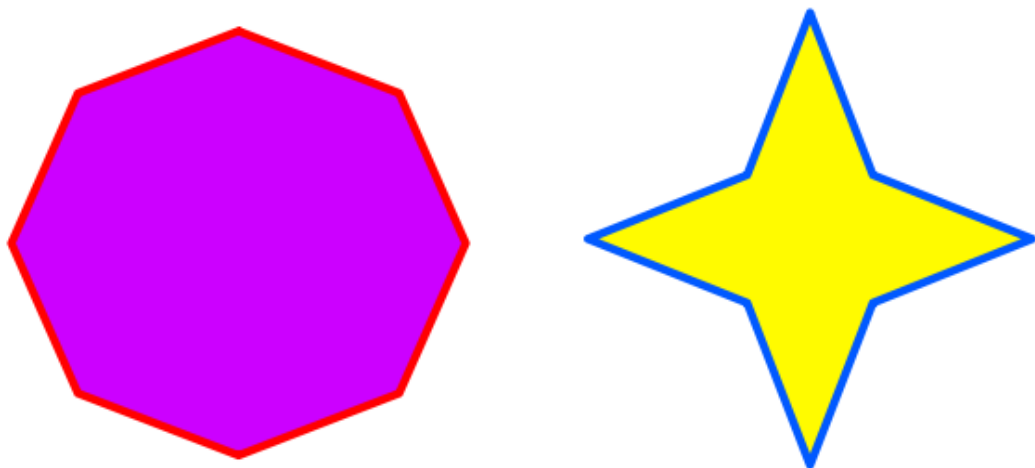
These are all 6 sided shapes. A 6 sided shape is called a hexagon.

The prefix hex comes from the greek word hexagonos which means 6 angled shape.



2D shapes


What do we call an 8 sided shape?



2D shapes

An 8 sided shape is called an octagon.






The prefix octa comes from the greek word octagonos which means an 8 angled shape.



2D shapes

Can you remember what a line of symmetry is?


Do these shapes have a line of symmetry?



Colour-coding shapes

Sheet 1

Colour the pentagons blue, the hexagons green and the octagons orange.




Challenge

Are there any shapes left over? Draw two more shapes that have the same number of sides. Can you name these shapes?

Drawing polygons

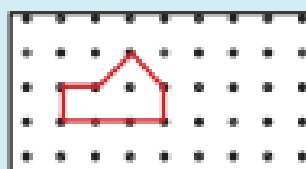
Sheet 1

Draw and label different looking pentagons, hexagons and octagons.



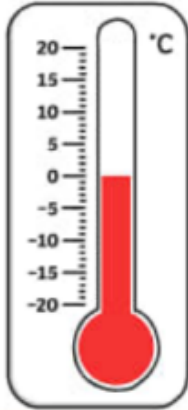
Challenge

Sarah drew this shape on her grid.
She said, "It's an octagon because it goes through 8 dots."
Do you agree with her?



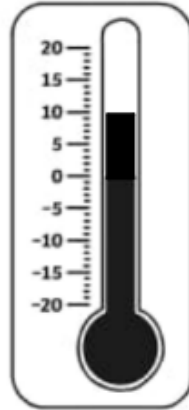
Warm up

-20 to 20 Thermometer



1. What temperature does the thermometer read?

-20 to 20 Thermometer



2. What temperature does the thermometer read?

-20 to 20 Thermometer



3. Show 15° on the thermometer.


-20 to 20 Thermometer



4. Show 17° on the thermometer.


Close your eyes. Imagine two squares sitting right next to one another with one of each of their sides touching the other. What shape do they make?

Open your eyes and draw it on your whiteboards.



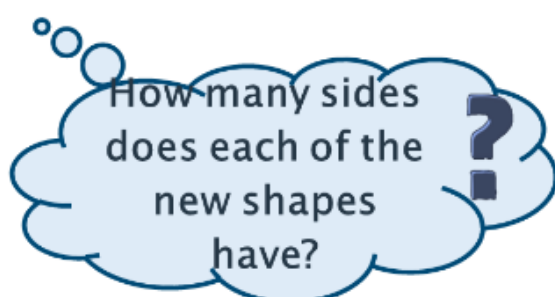



↶ Who drew this?

Who drew this? →



Now add another square.
You can add it on any
side but it must line up
with one of the squares
already there.


Draw the shapes on
your whiteboards. Is
there more than one
new shape?



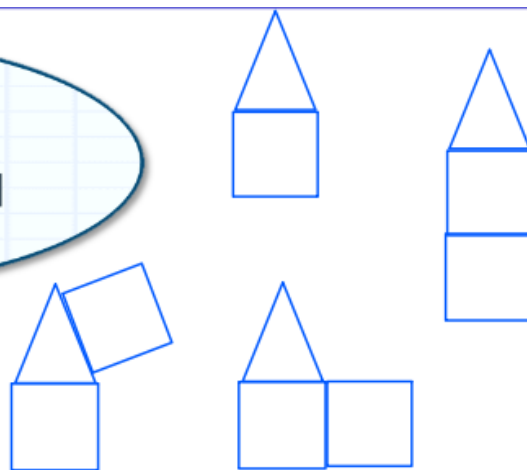
Now add one more square. Remember it must line up with one of the existing squares.



Draw the shapes on your whiteboards. How many different shapes can you make joining 4 squares?



We can also make new shapes by joining squares and triangles.



We're going to add another square. What might the new shape look like? Talk to a partner and draw it on your whiteboard.



With your partner on sugar paper, create your own irregular shapes. Use the squares to draw around. Describe the features.



5 sides
2 right angles
1 line of symmetry



7 sides
3 right angles
0 lines of symmetry




7 sides
4 right angles
1 line of symmetry

Who am I? Shapes

Sheet 1

Can you create clues for each shape? The first one has been done for you:



I have 4 sides.
I have 4 right angles.
2 of my sides are shorter than the other 2.
I have 2 lines of symmetry.

Challenge

Draw another shape and write the clues for it.

Problem solving and reasoning questions

Draw three differently shaped irregular hexagons.

Draw another that has one line of symmetry.


True or false?

- All hexagons have straight sides
- A pentagon is always house-shaped
- Any shape with four sides and four right angles is a type of rectangle
- A hexagon could have four right angles

What is the total?

1

Identify the value of the parts?



Guess the number.

2

I am an odd number that is greater than 7 but less than 11?

What am I ?



Which calculation matches the picture

$3 + 2 = 6$

$2 + 3 = 4$

3



$3 + 3 = 6$

The frog starts on 2 and jumps on 6 more places.
What number will it land on?
Write a calculation to match the story.

4

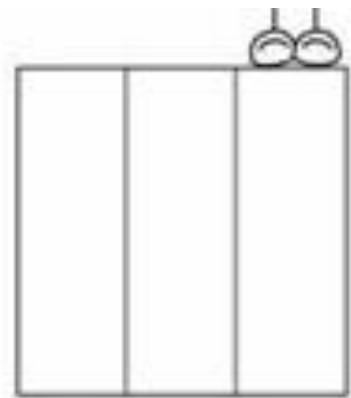




Color one third.



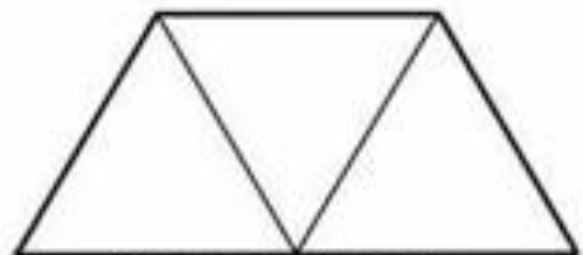
Color two thirds.



Color two thirds.



Color one third.




Color two thirds.



Second Grade
Color two thirds.




Color one third.




Color one third.


$$\frac{3}{4}$$



$$\frac{1}{3}$$







Circle the toy the right of the teddy.
Circle the toy to the left of the doll.
Circle the item to the right of the book

Directional instructions

Sheet 1

Can you help the robot through the maze?



Finish




The robot understands:

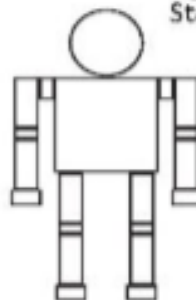
Turn left

Turn right

Forwards 1, 2, 3, 4, or 5 squares



Start



James I was crowned King of England.



Many Catholics in England were cross.



Some Catholic men had an idea.



They hid gunpowder under the Houses of Parliament.




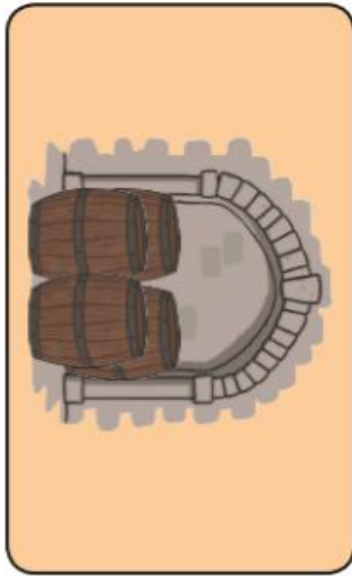
The King's men stopped the plot.
Guy Fawkes was captured.



All the plotters were caught and imprisoned.



To retell the story of the gun powder plot



The Gunpowder Plot

5th of November



guard

captured



King James I



plotters

high treason

barrels



gunpowder



Guy Fawkes




prison



Robert Catesby



England



Houses of Parliament

Guy Fawkes

Who was Guy Fawkes?

Guy Fawkes was born in 1570 in York, England.

He joined a group that wanted to use gunpowder to blow up the Houses of Parliament in London, killing King James I and his government.

'The Gunpowder Plot' group was led by Robert Catesby.

They were found out on 4th November, 1605.

What was the need for 'The Gunpowder Plot'?

King James had different religious beliefs to Guy Fawkes and his group. They felt that the King was treating them unfairly.

Creating Bonfire Night

- King James wanted to celebrate because he survived the planned attack.
- He officially made the 5th of November Bonfire Night in Britain.
- Straw dummies were burned to show that no one could get away with hurting the king.

What happened to Guy Fawkes and the other plotters?

Guy Fawkes was the expert and was found in charge of the gunpowder. He was questioned and tortured, then confessed.

All the men involved were imprisoned and were going to be killed for treason - plotting to kill the king.

Before Guy Fawkes could be hanged, he broke his neck and died in 1606.



Guy Fawkes Questions

1. When was Guy Fawkes born?

2. Who did the plotters want to blow up?

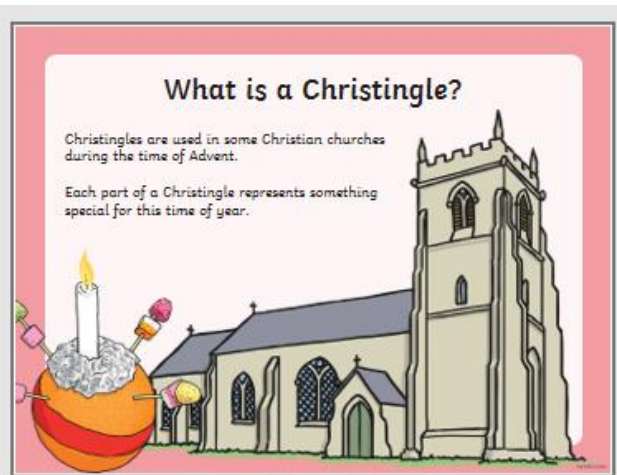
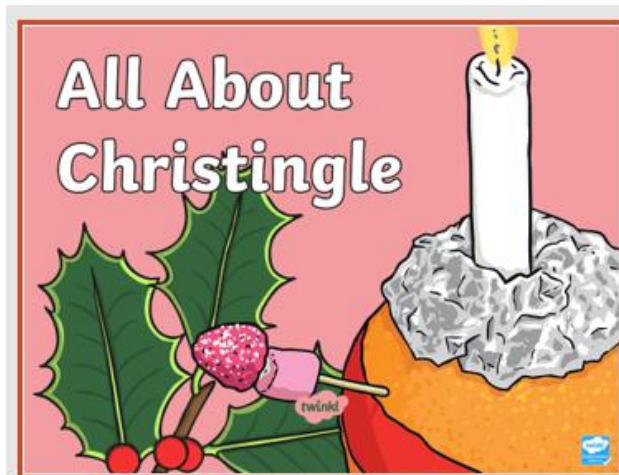
3. Where are the Houses of Parliament?

4. What was Guy Fawkes found in charge of?

5. When did Guy Fawkes die?

6. When is Bonfire Night?

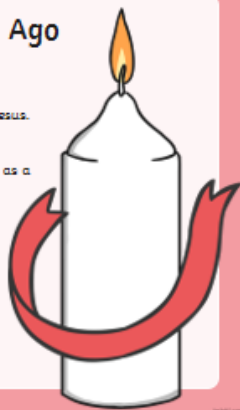
To know the Christian tradition of the Christingle



A Long Time Ago

Over three hundred years ago, a bishop in Germany wanted to explain to children the happiness that people feel through knowing Jesus.

At his Advent service, the bishop gave all the children a candle with a red ribbon around it as a symbol of this.




A Christingle

In 1968, the Children's Society charity used the idea of the Christingle and made their own version.

You need:

- 4 cocktail sticks
- an orange
- a red ribbon
- some sweets or dried fruit
- a candle

You may need some help from an adult to make your Christingle.




Making a Christingle

- The red ribbon goes around the middle of the orange.
- The sticks are pushed in around the edge of the orange.
- The sweets are put onto the top of each of the cocktail sticks.
- The candle is pushed into the top of the orange.



What Does It All Mean?

What do you think is the meaning of each part of the Christingle?



Christingle Services

Christingles are often used during Advent in Christingle services.

Prayers for people in need are said and songs are sung.

During the service, the candles on the Christingles are lit and all the lights are turned off.

Christians think about the hope that the light of Jesus brings to the world.



Click to
turn off
the lights!

Think about how you can bring light to other people who might be feeling sad or lonely.



Can you have a go at making a christingle at home?



Making a Christingle

Equipment:

- Orange
- Four cocktail sticks
- Sweets
- Candle
- Red ribbon

Instructions:

1. Tie your red ribbon in a bow around the centre of the orange.
2. Place some sweets on your cocktail sticks.
3. Insert your cocktail sticks evenly around the centre of your orange.
4. Place your candle in the hole that your teacher has made at the top of the orange.
5. Be careful if you choose to light your Christingle and always do this with an adult present!

What Does the Christingle Mean?

- The orange represents the world.
- The red ribbon represents the love of God and Jesus' blood on the cross.
- The sweet items on cocktail sticks represent God's creations in all four seasons.
- The candle represents Jesus as the light of the world.