



HILL WEST *Primary*

FOUR OAKS

Home Learning Pack

Year 3

Week Beginning 30.11.20



Home Learning Links

Oak National Academy

Oak National Academy is an online classroom and resource hub. It provides high-quality video lessons and resources to support teachers, parents and pupils.

www.thenational.academy

BBC Bitesize

With BBC Bitesize it is easy to keep learning at home. You can access regular daily lessons in English, maths and other core subjects.

<https://www.bbc.co.uk/bitesize>

Phonics English Hubs

Online phonics lessons for the Letters and Sounds phonics programme.

<https://www.wandleenglishhub.org.uk/lettersandsounds>

World Book Online

World Book online have just made their fabulous collection of over 3,000 e-books and audiobooks available for free for children to access at home. They have books suitable for all ages. Click on the following link to access them.

<https://worldbook.kitaboo.com/reader/worldbook/index.html?usertoken=Mjk5MzQ6MTpJUjA5MjAxNjoyOmNsaWVudDE2OTc6MTY5NzoyMjE2Mjg4OjE6MTU4NDM4MDEzMzA2Mjp1cw%3D%3D>

Read Works.org

Read Works offers access to 3000+ comprehension for all age groups. Just sign up for a free account to access fantastic texts.

<https://www.readworks.org/>

Beanstalk

Beanstalk website is packed with lots of interactive materials for children aged 1 to 6. They are offering free access to all families during the COVID-19 pandemic.

<https://beanstalk.co/>

Tutortastic

An online platform with tutorials and videos for home learning.

<https://www.tutortastic.co.uk/blog/homelearning>

Education Quizzes

A series of short quizzes for children to complete related to the National Curriculum subjects. Just select KS1 for Reception, Year 1 & Year 2 and select KS2 for Years 3-6.

<https://www.educationquizzes.com/ks1/>

Top Marks

A range of activities here but especially good interactive activities for maths.

<https://www.topmarks.co.uk/>

Classroom Secrets

Classroom Secrets Kids is offering free access to everyone until the end of April 2020. The platform is aimed at primary aged children and covers subjects such as maths, reading, grammar and spelling. The platform is really child-friendly so that they're able to access it on their own. There are a load of games and interactive activities from phonics to SATs

<https://kids.classroomsecrets.co.uk/>

National Geographic

National Geographic is a great platform for learning and it's totally free. There are online games, resources and competitions, too.

<https://www.natgeokids.com/uk/teacher-category/primary-resources/>

Reading Eggs

<https://readingeggs.co.uk/>



Next Week at Hill West

Key Question Week 1: What is life like outside the cave?

Key Text for Linked Learning: The Croods

Linked Learning: History, English, Art & Science

This week children will be beginning their new topic all about the Stone Age. In History, children will begin to understand the chronology of the Stone Age era by creating a timeline and will look at some information about how they lived. Children will watch extracts of The Croods, in English, in preparation for writing letters between the characters. They will read different letters spending time learning different letter formats and styles such as formal and informal. This will prepare them to write their own informal letter to a friend to tell them all about what they have learnt so far about the Stone Age. In Science, children will continue learning about rocks. Children will continue to conduct investigations to reveal the properties of different rocks and brush up on their identifying skills. Children will explore art from the Stone Age and will make their own cave painting inspired by what they found out. This week children will also complete their termly PUMA and PIRA tests.

Maths: This week, children will consolidate their learning so far this term with special focus on applying their skills in all four operations to problem solving tasks, preparing them to complete their termly assessment.

Science: See above

History: See above

Geography: Children will begin to look at different mountain formations.

Computing: This week in computing children will type up their letter and use word processing features to improve their work.

Art: See above

Design technology: Children will complete their calendars and start work in their Christmas tree decoration.

PDW:

P.E: In P.E, children will continue to receive Rugby coaching, playing a variety of invasion games.

MFL: Children will revise their knowledge of numbers 0-10 and will begin to look at the French phonetic alphabet.

English

This terms spellings are:
Please practise these at home.

beautiful	eight
sugar	disappear
plant	straight
father	reign
hour	weight
improve	earth
prove	early
Mr/ Mrs	learn
parents	heard
people	when
path	eighth

Task 1:

Start to explore formal and informal vocabulary. Can you use any of these in your own sentences?

The screenshot shows a presentation slide with a blue background. The slide is divided into two columns by a vertical line. The left column is titled 'Formal Language' and the right column is titled 'Informal Language'. The text in the 'Formal Language' column is: Good afternoon, Hello, Dear, Yours sincerely, Yours faithfully, I will, can not, should not, will not, thank you. The text in the 'Informal Language' column is: evenin', hiya, hey, lots of love, love from, I'll, can't, shouldn't, won't, ta. The slide is displayed in a window titled 'ActivInspire - Studio'. The window has a menu bar with 'File', 'Edit', 'View', 'Insert', 'Tools', and 'Help'. The status bar at the bottom shows the date and time as '11:51 26/11/2020'.

Formal Language	Informal Language
Good afternoon	evenin'
Hello	hiya
Dear	hey
Yours sincerely	lots of love
Yours faithfully	love from
I will	I'll
can not	can't
should not	shouldn't
will not	won't
thank you	ta

Task 2:

Copy these formal sentences neatly into your books and the write the informal equivalent underneath.

1. Good evening dear shall we wander down to the shops?
2. Could you please pass me my spectacles?
3. Do you have a large amount of friends at school?
4. I am delighted with your decision.
5. Charlie will you telephone your grandmother this evening?

optional Task 3:

Watch the first 20 mins if The Croods Movie. Or some clips can be found on Youtube. This will support your understanding of the characters.

Task 4: Read the letter below and find and label the features of a letter and the sentence features below.

The screenshot shows the ActivInspire Studio interface. The main workspace is a whiteboard with a list of features for a letter and sentence. The features are arranged in two columns. In the center, there is a red instruction: "Find these features and label on your letter." The interface includes a menu bar at the top with options like File, Edit, View, Insert, Tools, and Help. The bottom of the screen shows the Windows taskbar with various icons and the system clock displaying 11:56 on 26/11/2020.

Adjectives	Address
Sentence openers	Greeting
Conjunctions	conclusion
Introduction	
Date	Find these features and label on your letter.
Question	
Sign off	
Setting the tone	

Eep Crood
Dark Cave
Stormy Lane

Monday 3rd September 2018

Dear Eep,

I am writing to tell you that I am worried about your disappointing behaviour recently. As leader of the family, it is my role to keep you all safe. However, I feel like you constantly break the rules which puts yourself and the rest of our family in danger.

At times it can be frustrating when I see you rolling your eyes when I ask you to follow the caveman rules but I do understand that you feel very bored spending so much time in the family cave. I hope that we can work together to find a way to make you happy whilst following the rules.

As the older sister, it is your responsibility to set a good example to Thunk and Sandy or they will begin to copy your terrible behaviour. You are my daughter and I love you but I really would like to be able to rest at night knowing that you won't try to escape. What can I do to make you stop breaking the rules?

I look forward to hearing from you soon,

Lots of love,

Your dad, Grug.

1. Who is Eep? Grug?
2. Why did Grug write this?
3. Is it formal or informal? How do you know?

Task 5: Based on what you have found out from the letter (and perhaps movie clips) Which of the following words apply to Grug and Eep? Green= really describes them, yellow= perhaps or sometimes, red= doesn't apply or no evidence to support yet. Give reasons for your choices.

Activinspire - Studio

File Edit View Insert Tools Help Tuesday all english * wednesday all english thurs practise Friday spelling Friday art cave painting tues Rock properties lesson Page 10 of 13 Best Fit

Writing.

kind Nervous excited silly loving brave upset adventurous

funny cold mean childish wise scary angry worried



12:03 26/11/2020

Activinspire - Studio

File Edit View Insert Tools Help Tuesday all english * wednesday all english thurs practise Friday spelling Friday art cave painting tues Rock properties lesson Page 11 of 13 Best Fit

Writing.

kind adventurous wild brave excited scared silly loving upset young

funny cold mean childish wise scary angry worried



12:07 26/11/2020

Task 6: Can you write a short character description about Grug and Eep based on your inference from the letter?

Task 7: Can you practise adding the correct suffix to the words below?

walk	
run	
skip	
chat	
sing	s
search	es
hope	ed
wave	ing
reach	er
smile	
like	
bake	
plan	
float	
clap	
run	

Task 8: Can you compare this letter to the other one? How is it different?

ActivInspire - Studio

File Edit View Insert Tools Help wed all eng * Thurs all eng * Desktop Flipchart * wednesday all english * Page 4 of 7 Best Fit

- Features?
- Formal or informal?
- Compare to yesterdays letter.

The Cave
Earth
The World

Today


Hey Eep,
Why why why are you so determined to get yourself killed? You crazy girl! The world is not safe! New isn't safe!
Danger is everywhere and you are my precious girl. I couldn't go on living if something bad happened to you.
I know it's annoying sometimes when I make you run into the cave, especially when your in the middle of something but if I didn't a new thing might see you, catch you and then eat you! Then you'd be dead!
So start listening to your dad...me, ok?
Love from Dad, Grug xx

14:21 26/11/2020

Task 9: Can you write a reply letter back to Grug from Eep? Use informal language and paragraphs.

Task 10: In school we will be doing our termly reading test. Can you complete these practise questions?

George the Giant Tortoise



George was a giant tortoise. He belonged to a lovely owner called Oliver, who looked after him very well, although before that he had belonged to Oliver's Grandpa Jack for many years. He was quite a rare type of tortoise and that made him very special.

Some people said George was spoilt but he didn't ask for much really. All he liked to eat was grass and hay, with a few dandelions now and then, or the occasional lettuce. He did have his own shed, that Grandpa Jack had made when he was alive, which even had its own heating! Most of the time, George lived in his shed but he loved to wander lazily around the garden sometimes when Oliver was playing on the lawn.

George thought that Oliver was the best owner any tortoise could wish for. Well, maybe joint-first in a best-tortoise-owner competition, as Grandpa Jack had been an extremely kind, caring owner too. In fact, George was very keen to show how grateful he was to his owner, and to prove that he was the best pet that Oliver could wish for.

As summer approached, the perfect opportunity came for George: the annual village fair would be holding the 'Perfect Pet Competition'. He was delighted. He would show everyone what a great pet he was and Oliver would be so proud. However, when Oliver read the leaflet aloud, George was devastated. 'Open to dogs, cats, rabbits and hamsters. No tortoises allowed'.

'Just furry creatures?' thought George. 'How unfair!' So he decided he wasn't going to let those rules stop him. With the village fair only a week away, the giant tortoise began to dig a hole behind his shed. Slowly, the hole became bigger and closer to the fence at the back of the garden. Eventually, the hole became a tunnel but each night, George would return to his shed before anyone noticed he was gone.


When the day of the fair arrived, the first competition entrant Harry the hamster had gone missing. Escaping from his ball, he was last seen behind the sofa and now couldn't be found. Only three more animals were left in the competition. Unfortunately, Rachel the rabbit had spotted the fruit and vegetable show and was taken home after eating her way through two record-breaking carrots, a large lettuce and Mrs Earnshaw's prize cucumber.

Oliver sat in the front row watching as the last two animals were brought onto the stage. Daisy the dog walked on with her owner from the right hand side. Colin the cat strolled in from the left. As soon as they saw each other, Colin clawed his way straight up the stage curtains. Daisy dashed below, barking madly at Colin. As each of their owners chased after their pets, Oliver laughed and thought how much better his own pet was.

At that precise moment, a small mound of muddy soil began to rise up from the ground in front of the stage. Everyone stopped in amazement to look, wondering what was beneath it. Slowly – of course, it had to be slowly – two small feet pushed their way out of the soil. Close behind came George's little round face, as he pulled himself up through the surface of the ground into full view.

Oliver leapt over to his pet with a smile as everyone burst into a round of applause. One of the judges stepped forward and placed a big blue rosette onto George's shell, with a gold Number 1 in the middle. Underneath it read: Perfect Pet Competition Winner!

Steve Johnson, 2015



Questions 1 to 15 are about 'George the Giant Tortoise'

1. Who was Oliver? **Circle one.**

a giant turtle

a giant

a cat

an owner

2. Which one of these did George like to eat? **Tick one.**

tulips

☐

biscuits

☐

grass and hay

☐

sandwiches

☐

3. Who was Jack? **Circle one.**

the tortoise

Oliver's friend

Grandpa

a neighbour

4. He was quite a rare type of tortoise...

Draw the line to show the phrase that is closest in meaning to *quite a rare type of tortoise*.

quite an unusual type of tortoise

quite a rare type of tortoise

quite a strange type of tortoise

quite a good type of tortoise

5. Where did George live?

6. How did George feel towards his owner? **Circle one.**

angry

patient

grateful

unhappy

7. Look at the text again.

Find and copy the information from the text to complete the fact file below about George.

Name	George
Type of Tortoise	
Owner	
Favourite Foods	

8. Who could not enter the 'Perfect Pet Competition'?

9. Look at the paragraph beginning *As summer approached...*

Find and copy a word from this paragraph that means yearly.

10. Describe how George managed to enter the competition.

Give **two** ways.

.....

11. Look at the paragraph beginning '*Just furry creatures?*'...

Find and copy one phrase which shows that George was not supposed to be out in the garden alone.

.....

12. Look at the paragraph beginning *When the day of the fair arrived...*

Find and copy one phrase in this paragraph that suggests something special or unusual.

13. Order these events as they happen in the story. Number them 1, 2, 3, 4.
The first one has been done for you.

George emerges in front of the stage.

The 'Perfect Pet Competition' is advertised.

1

George begins to dig a hole.

George wins a big blue rosette.

14. *Everyone burst into a round of applause.* (Paragraph 9).

Explain why everyone started clapping.

Give **two** reasons

1. _____

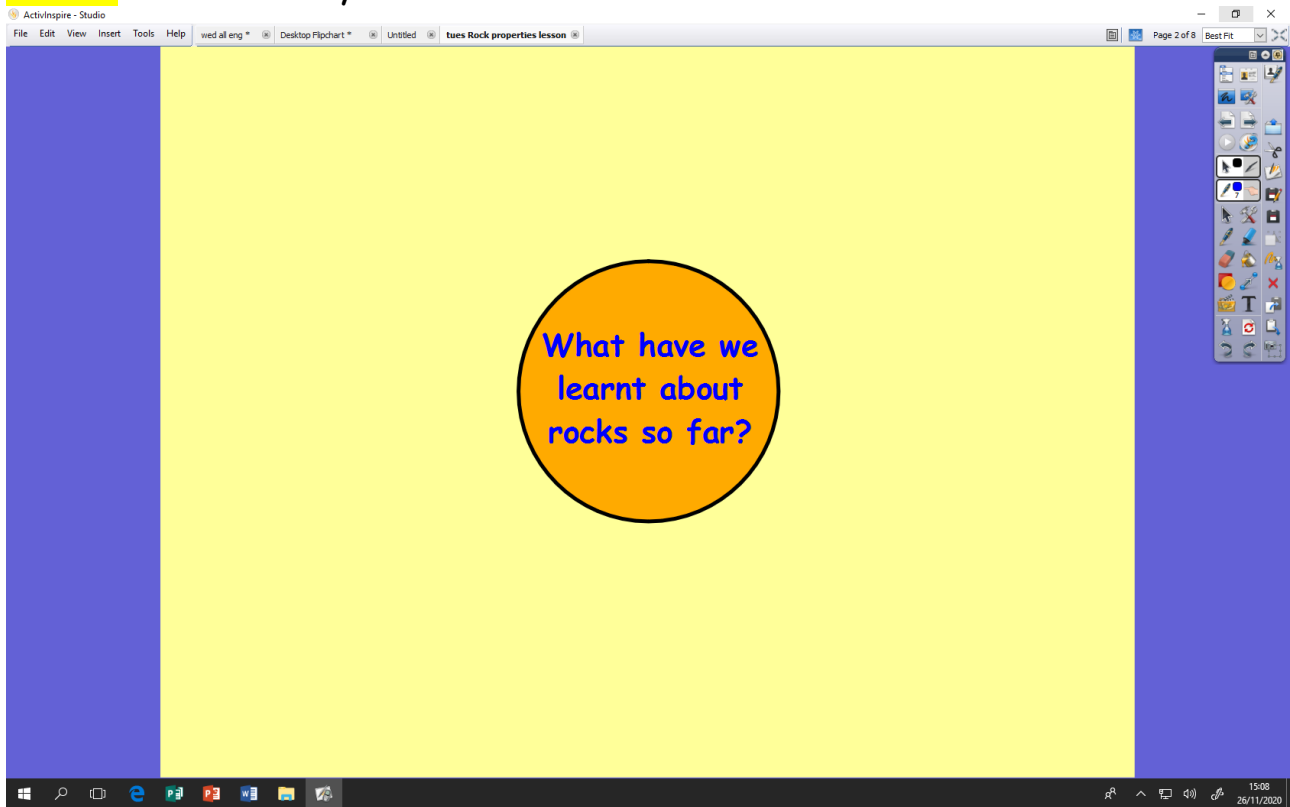
2. _____

15. **Find and copy** a phrase that tells us that Oliver was keen to see his pet at the end of this story.

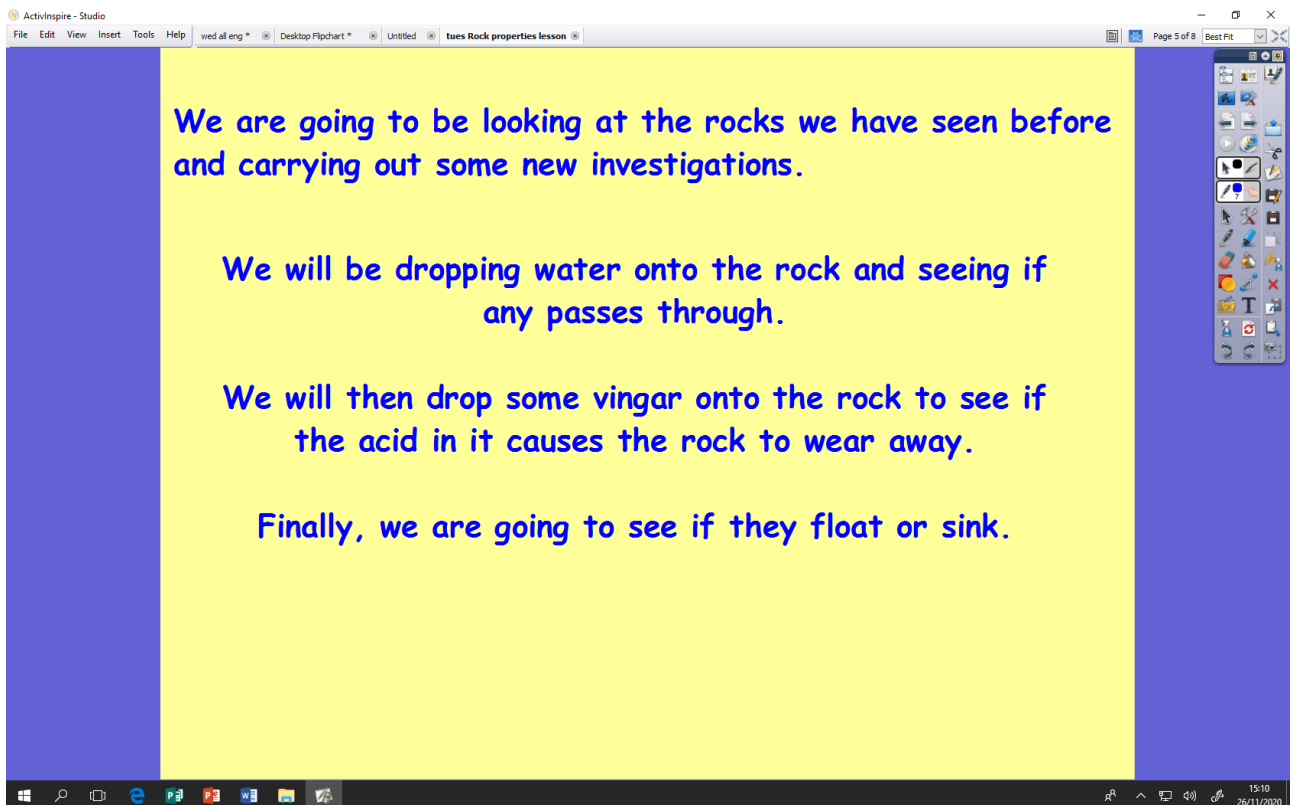
End of questions about '*George the Giant Tortoise*'

Science

Task 1: What have you learnt so far?



Task 2: In school we are testing the properties of different types of rock. Can you complete a mini investigation using some rocks and stones from your garden?



ActivInspire - Studio

File Edit View Insert Tools Help wed al eng * Desktop Flipchart * Untitled * tues Rock properties lesson Page 6 of 8 Best Fit

First we are going to predict what we think will happen to the rocks for each test.

Rock Type	Is it permeable?		Does it wear well?		Does it float?		What could this rock be used for?
	Prediction	Result	Prediction	Result	Prediction	Result	
1. Slate							
2. Limestone							
3. Marble							
4. Basalt							
5. Sandstone							
6. Granite							

Windows taskbar: 15:10 26/11/2020

Art

Task: We will be exploring cave painting and then creating our own neolithic inspired designs. Can you mix your own paint (mud or coffee etc) and create a cave like painting?

ActivInspire - Studio

File Edit View Insert Tools Help wed al eng * Desktop Flipchart * Untitled Friday art cave painting Page 2 of 13 Best Fit



What do you notice?

Think about:
Colours - which colours are used?
Why do you think that they used them?

What is the subject? (what is a picture of)

How it could have been created?
What tools could they have used?

Why do you think that they created it?



Windows taskbar: 15:12 26/11/2020

Tuesday maths revision questions

Get your white boards ready

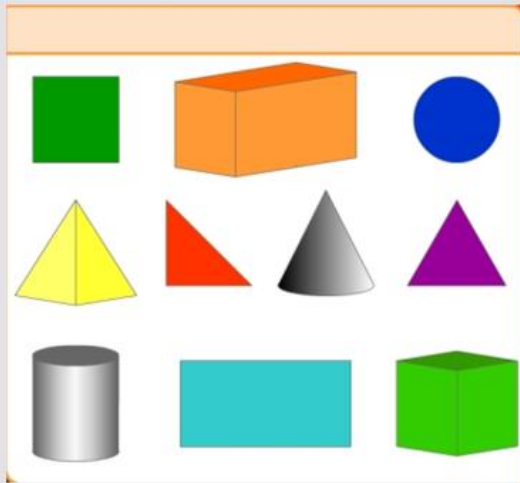
P1-4



[This Photo](#) by Unknown Author is licensed under [CC BY-NC](#)

Jo eats 3 strawberries how many are left?

Which of these shapes
will
roll
Not roll?



There are 28 children in the class

5 are doing maths

8 are painting

The other children are writing


How many children are writing?



This Photo by Unknown Author is

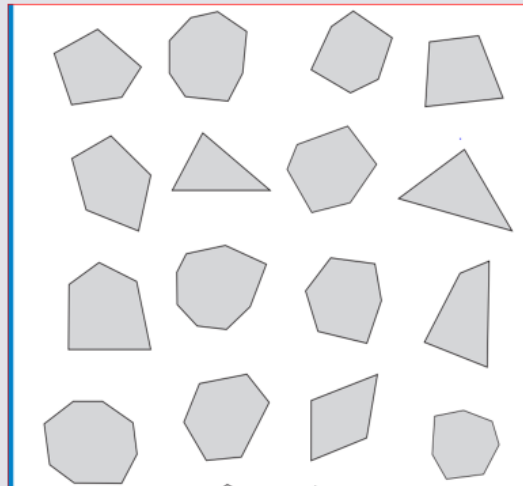
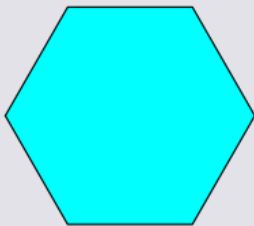
Pad	16p
Ruler	12p
Rubber	5p
Pencil	3p

Jo spent 17p which two items did she buy?
Which coins could she use?



Can you show 0cm
And 3 $\frac{1}{2}$ cm on the ruler?

Normally a hexagon has
6 sides
Tick the irregular
hexagons?



$$5+3=8$$

$$9-4=6$$

$$4+5=10$$

$$12-7=5$$

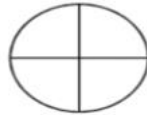
$$6+4=10$$

Tick the
calculations
which are
correct

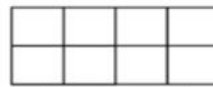
Try
shading to
show the
fraction



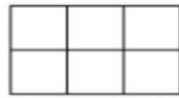
Shade $\frac{1}{4}$



Shade $\frac{1}{4}$



Shade $\frac{3}{8}$



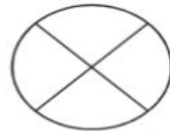
Shade $\frac{1}{3}$



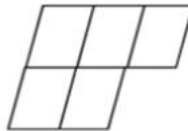
Shade $\frac{2}{3}$



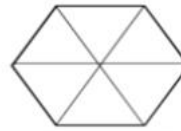
Shade $\frac{1}{2}$



Shade $\frac{1}{4}$



Shade $\frac{1}{2}$



Shade $\frac{1}{3}$

Write in the missing numbers

a) $35 = \underline{\quad} + 5$

b) $55 = \underline{\quad} + 15$

2.12.2020

Revision day 2



Circle all the odd numbers

10

25

32

27

54

Fill in the missing numbers

$$30 + \underline{\quad} = 100$$

$$79 + \underline{\quad} = 100$$

Here is a tally chart of the birthdays of people in a class:

Month	Tally
January	
February	
March	
April	
May	
June	
July	
August	
September	
October	
November	
December	



Which is the second most popular birthday month?

Which months got the same number of votes?

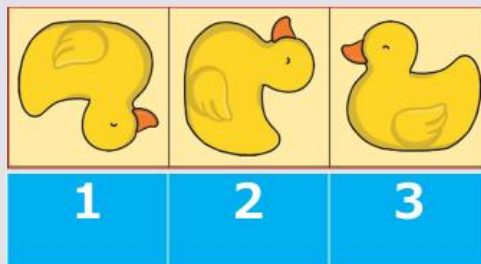
4x3	3
20x2	12
12x3	10
12 divided by 4	40
20 divided by 2	36
30 divided by 10	4

Match the questions to the answers.

**Connor had 12 lollipops
He ate $\frac{3}{4}$ of them (greedy!)
How many did he eat?**



**Which duck is
showing a
quarter turn?**



I'm thinking of a number

It is greater than 25

It is less than 35

It is a multiple of 10

What is the number?



$$825 - 200$$

$$645 + 1$$

$$654 - 50$$

$$500 + 235$$

Tick the calculation
with the greatest
total.

Don't
guess
amigos
!



$$20 + \underline{\hspace{2cm}} - \underline{\hspace{2cm}} = 20$$

467		469	
	478		480

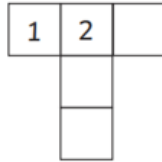
	232		234
241	242	243	

	656	657	
		667	668

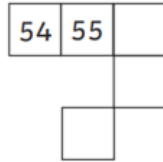
	988	989	
997		999	

Fill in the missing numbers

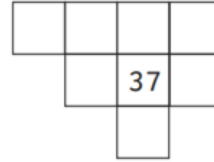
1.



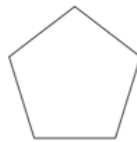
2.



3.



And there's more!



Which shape doesn't have any lines of symmetry?



A



B



C



D

Maths revision day 3

3.12.2020



There are 30 children in the class.
They sit in groups of 5.

How many groups are there altogether?

$$20 + \underline{\quad} - \underline{\quad} = 20$$

What could the numbers be?

Try this

$$234 + 248 =$$

Circle the number where 5 represents 5 tens

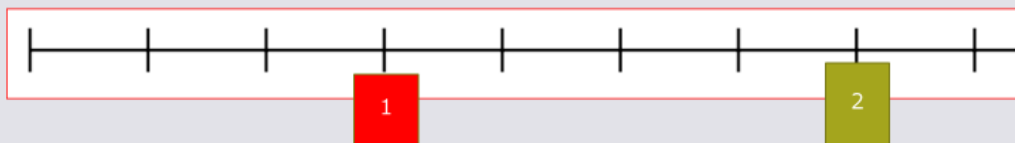
235 654 675 750 25 51

Fractions of amounts

$\frac{1}{5}$ of 100

$\frac{2}{5}$ of 100

$\frac{4}{5}$ of 100



Can you add the fractions to the number line ?

All done - we look forward to seeing you soon!