



# HILL WEST *Primary*

FOUR OAKS

## Home Learning Pack

Year 4

Week Beginning 14.12.20



## Home Learning Links

### Oak National Academy

Oak National Academy is an online classroom and resource hub. It provides high-quality video lessons and resources to support teachers, parents and pupils.

[www.thenational.academy](http://www.thenational.academy)

### BBC Bitesize

With BBC Bitesize it is easy to keep learning at home. You can access regular daily lessons in English, maths and other core subjects.

<https://www.bbc.co.uk/bitesize>

### Phonics English Hubs

Online phonics lessons for the Letters and Sounds phonics programme.

<https://www.wandleenglishhub.org.uk/lettersandsounds>

### World Book Online

World Book online have just made their fabulous collection of over 3,000 e-books and audiobooks available for free for children to access at home. They have books suitable for all ages. Click on the following link to access them.

<https://worldbook.kitaboo.com/reader/worldbook/index.html?usertoken=Mjk5MzQ6MTpJUjA5MjAxNjoyOmNsaWVudDE2OTc6MTY5NzoyMjE2Mjg4OjE6MTU4NDM4MDEzMzA2Mjp1cw%3D%3D>

### Read Works.org

Read Works offers access to 3000+ comprehension for all age groups. Just sign up for a free account to access fantastic texts.

<https://www.readworks.org/>

### Beanstalk

Beanstalk website is packed with lots of interactive materials for children aged 1 to 6. They are offering free access to all families during the COVID-19 pandemic.

<https://beanstalk.co/>

### Tutortastic

An online platform with tutorials and videos for home learning.

<https://www.tutortastic.co.uk/blog/homelearning>

### Education Quizzes

A series of short quizzes for children to complete related to the National Curriculum subjects. Just select KS1 for Reception, Year 1 & Year 2 and select KS2 for Years 3-6.

<https://www.educationquizzes.com/ks1/>

### Top Marks

A range of activities here but especially good interactive activities for maths.

<https://www.topmarks.co.uk/>

**Classroom Secrets**

Classroom Secrets Kids is offering free access to everyone until the end of April 2020. The platform is aimed at primary aged children and covers subjects such as maths, reading, grammar and spelling. The platform is really child-friendly so that they're able to access it on their own. There are a load of games and interactive activities from phonics to SATs

<https://kids.classroomsecrets.co.uk/>

**National Geographic**

National Geographic is a great platform for learning and it's totally free. There are online games, resources and competitions, too.

<https://www.natgeokids.com/uk/teacher-category/primary-resources/>

**Reading Eggs**

<https://readingeggs.co.uk/>



## Next Week at Hill West

**Key Question:** “Married to England”: Was life under the rule of Elizabeth really golden?

**Key Text for Linked Learning:** Don’t sail in the Spanish Armada

**Subject Focus:** History, Geography and English

This week, children will continue their learning about Tudors, moving on to the Elizabethan era. Children will be focusing on the developments in the Golden Age, including trade and exploration, Elizabeth I and Sir Francis Drake. Children will explore what life was like for different people, including researching the gory punishments enforced by Elizabeth and debate their answer to the key question. In Geography, children will be learning to read and plot four-figure grid references to help Sir Francis Drake plan his exploration around the seas. In English, children will learn about life in the Spanish Armada and will work on a range of reading skills, such as skimming scanning and summarising, to aid their comprehension of texts.

**Maths:** This week children will continue to practise converting between units of time, including days, weeks and years. They will draw their own bar charts and line graphs based on real life data they have collected, asking and answering questions about the results.

**Science:** Children will consolidate their learning on habitats by planning and putting together a proposal for changes that could be made to an area of the school grounds to adapt it to a certain species of wildlife.

**History:** See above.

**Geography:** Children will compare atlases and globes with different symbols and keys.

**Computing:** Children will finalise their surveys and create links for their peers.

**Art:** Children will review fine sketching skills taught in Year 3 and explore the technique of pointillism to create a 2021 calendar.

**Design Technology:** Children will research the design of an Elizabethan trading ship and apply what they have learnt to designing their own, using the woodwork joints they have learnt.

**PDW:** Children will show an understanding of what being ‘assertive’ means and know why being assertive is sometimes hard.


**R.E:** Children will learn about self-reflection.

**P.E:** Children will apply their hockey skills learnt so far to a tournament.

**MFL:** Children will recap their French phonics from Year 3 to include all 16 phonemes.

# History

## Tudor Crime & Punishment



What happens today if someone breaks the law?

In Tudor times, there was no police force. The king or queen would appoint noblemen to be Justices of the Peace who were responsible for making sure that the laws were kept in their part of the country.

BACK NEXT



Life was very hard for the poor during Tudor times. If you didn't have a job or land to grow crops or rear animals, you had no way of earning money or getting food unless you begged or stole from others. However, only the disabled were allowed by law to beg. Some people tried to make themselves look sick or disabled so they would be able to beg but if you were caught begging when you weren't supposed to be, you could be sentenced to death by hanging.

BACK NEXT

There were lots of thieves and pickpockets in Tudor times, especially in London. At this time, people kept their money in a purse tied to a belt with string. Thieves called outpurses would cut the string so the purse would fall into their hands. If you were caught stealing, you could have one of your hands cut off. You would also be branded with a 'T' on your forehead. Branding is when a very hot iron is put on the skin to burn it and leave a mark.



This picture shows a pickpocket at a market. Thieves would often practise moving a purse with bells on to see if he can take the money or the purse without the bells making a sound.

BACK NEXT

Crime	Punishment
Stealing money	Your hand will be cut off and you will be brandished with a 'T' on your forehead.
Stealing food from the market	You will be whipped at the whipping post.
Stealing jewels or other valuables	You will have your ears cut off, your nose slit and the letter 'F' branded on your cheek.
Being drunk in a public place	You will have to wear the drunkard's cloak - a big barrel with holes cut for the head, arms and legs.
Gossiping about your neighbour	You will have to wear the scold's bridle - a metal contraption that fits over your head and puts a bit in your teeth. Your husband can then lead you around town to humiliate you.
Witchcraft	You will be put in the ducking stool and dunked into the water. If you drown, you are declared innocent. If you float, you are guilty and will be burned at the stake.

Crime	Punishment
Plotting against the king or queen (if you are rich)	You will be beheaded with an axe or a sword.
Plotting against the king or queen (if you are poor)	You will be hung, drawn and quartered. You will hang until you are nearly dead, your innards are then pulled out and burned and then you are cut into four quarters and your head will be put on a stick.
Fighting in the street	You will be put in the stocks and people will throw rotten food and rubbish at you.
Not paying your debts	You will be put in the pillory and people will throw rotten food and rubbish at you.
Murder	You will be put in a huge cauldron of hot water or oil and boiled to death.
Not wearing a hat on Sunday	You will be put in the stocks or the pillory.
Heresy (speaking against God or the Church)	You will be burned at the stake.



- Create a comic strip showing a crime and punishment of your choice.



Tudor Crime and Punishment

# Vocabulary


Here are two words from 'The Demon Dentist':

- Unravelling
- Bemused

Use our vocabulary grid, a dictionary and online research to help you deconstruct each word.

<u>Etymology:</u>	<u>Prefix:</u>	<u>Root word:</u>	<u>Suffix:</u>
	<u>Word:</u>		
		<u>Opposite:</u>	
<u>Definition:</u>		<u>Synonyms:</u>	
<u>Put it in a sentence:</u> Remember ABC  ●			

<u>Etymology:</u>	<u>Prefix:</u>	<u>Root word:</u>	<u>Suffix:</u>
	<u>Word:</u>		
		<u>Opposite:</u>	
<u>Definition:</u>		<u>Synonyms:</u>	
<u>Put it in a sentence:</u> Remember ABC  ●			



# PDW

## Resilience

- Watch the 'Kevin the Carrot' video
- <https://www.youtube.com/watch?v=AL56Z5StIUY>

## Questions

- What is Kevin's goal?
- What obstacles does Kevin encounter on his journey?
- How does Kevin react to these obstacles?
- What do you think 'bounce back' means?

## Task

Write a letter of advice to Kevin the Carrot before he begins his journey.

- What would you tell somebody who is going to face a lot of setbacks?
- How should he react to them?
- What should he do when he feels like giving up?



## Unusual Olympic Sports

9 Throughout its history, the Olympic Games have held a  
18 range of strange and unusual competitions that we no  
23 longer take part in today.

34 **Rope Climb:** Stopped in 1932, this was an event in which  
45 competitors had to climb up a rope as quickly and as  
53 stylishly as possible. The most impressive winner was  
63 George Eyser in 1904, who won gold despite having a  
65 wooden leg!

75 **Tug of War:** At every Olympic Games until 1920, teams  
86 of eight men would have to pull their opponents six feet  
97 over a line on the floor. The British team, containing lots  
106 of police officers, were very good at this event.

114 **Swimming Obstacle Race:** This event only happened in  
124 the 1900 Olympics. Swimmers had to climb over a pole  
134 and a row of boats, before swimming under another row  
140 of boats towards the finish line.



## Quick Questions



1. Find and copy two adverbs which describe how competitors had to climb up the rope.

---



2. In what year did the only Swimming Obstacle Race take place?

---



3. Why was George Eyser's gold medal win the 'most impressive'? Explain your answer.

---



---



---



4. How do these sports compare to Olympic events we see today?

---



---



---

## The Ultimate Jungle Survival Guide

- 11 To survive in the jungle, one of the world's harshest and  
19 most inhospitable places, your two priorities are clear:  
29 water and shelter. Without these, you won't make it a  
31 single night.
- 41 Deep within the jungle, sources of fresh water are hard  
53 to come by. Keep an eye out for any fallen leaves which  
62 have caught pools of rainwater and drink them straight  
74 away. You need to drink around 10 litres of water a day  
81 to stay alive in this raging heat.
- 91 Before darkness falls, build a shelter high up off the  
99 ground to avoid tigers and other predators overnight.  
108 Banana leaves make an excellent shelter from the rain  
116 and vines will hold together your hammock whilst  
118 you sleep.



## Quick Questions



1. What are the two priorities of jungle survival?



2. Find and copy a phrase which the author uses to show that the jungle can be deadly.



3. Why do you think the guide advises to build a shelter 'before darkness falls'?



4. Sum up the key points of this text in 15 words or less.

## One Tiny Mistake

10 When I received my first magic wand for my twelfth  
20 birthday, I could not have been more excited. I imagined  
30 pointing it towards a pile of dirty clothes and having  
39 them magically cleaned and folded before my eyes. I'd  
47 dreamed about turning my vegetables invisible so I  
58 didn't have to eat them for dinner. I never imagined that  
69 I would spend the next year of my life trapped inside  
71 a bottle.

83 One tiny, little spell gone wrong was all it took to shrink  
95 me. My family think that I ran away to a school for  
105 witches. They knew it had always been my dream. What  
117 they don't know is that I've been here all along; sat on  
128 the dusty shelf in my old bedroom, tapping on the glass  
137 and praying that one day they will hear me.



## Quick Questions



1. Where is the narrator of this story?

\_\_\_\_\_



2. Did the narrator mean for this to happen? Use evidence from the text to support your answer.

\_\_\_\_\_

\_\_\_\_\_



3. What story do you know that has a similar theme?

\_\_\_\_\_

\_\_\_\_\_



4. Sum up the story in 20 words or less.

\_\_\_\_\_

\_\_\_\_\_



## A Very Unusual Winter

9 Children across the country splashed and frolicked in the  
 16 paddling pool, wearing their swimming costumes and  
 25 thick streaks of sun cream. Windows were wide open,  
 37 fans were out of stock in most high street shops and the  
 48 ice cream van hadn't made so much money in ages. It  
 59 was the hottest day the United Kingdom had seen in over  
 67 thirty years... yet it was the 21st December.

77 For as long as anyone could remember, the 21st of  
 86 December had been an icy, cold day. Commuters walked  
 96 to work, wrapped up tightly in thick coats and scarves,  
 105 past chimneys that plumed with thick, white smoke as  
 113 families gathered around the fireplace to keep warm...  
 123 but not this year. Something very unusual seemed to be  
 131 happening and one man – Simon Thomas – thought he  
 133 knew why...



## Quick Questions



1. '...chimneys that plumed with thick, white smoke' In this sentence, what does 'plumed' imply about the amount of smoke?

---



---



2. What date was the hottest day the UK had seen in over thirty years?



3. Why were people shocked about the weather?

---



---



4. What do you think that Simon Thomas may do next?

---



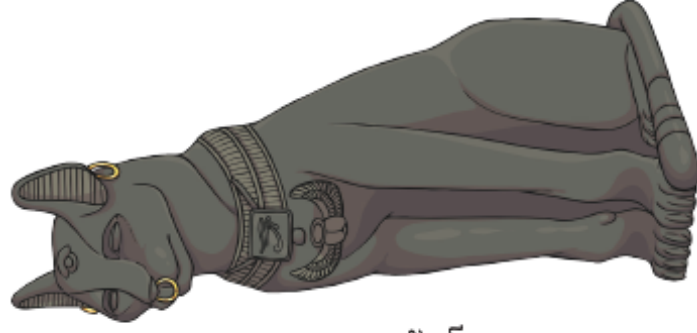
---

# Friendly Felines

10 Cats were considered to be sacred, or holy, in ancient  
19 Egyptian society and helped humans just as much as  
22 humans helped them.

31 The ancient Egyptians were skilled farmers and grew many  
41 crops, such as wheat and grains, in the nutrient-rich soil  
51 close to the River Nile. However, the wheat would attract  
56 mice, rats and snakes, which  
60 were dangerous to humans.

65 To solve this problem, the  
68 ancient Egyptians would  
74 leave food, such as fish heads,  
80 outside to tempt cats to visit.  
86 When the cats came, they ate  
92 the food and scared away any  
97 vermin around the food stores.  
103 After a short amount of time,  
108 cats were welcomed into the  
113 house and lived happily with  
116 their human friends.



# Quick Questions



1. Find and copy two adjectives which show that Egyptians thought that cats were special.



2. What is the main point of the third paragraph?



3. What does 'nutrient-rich' tell you about the soil close to the River Nile?



4. Where in this text can I find information about the types of crop grown by ancient Egyptians?

# Demon Dentist – Read to you on Youtube

<https://www.youtube.com/watch?v=bvw9FbhHaQo>

## ⌘ CHAPTER 31 ⌘ SWINGING A CAT

1. What happened when Alfie squirted Mummy's toothpaste at Miss Root?
2. How did Fang attack Winnie?
3. Explain the meaning of the phrase, 'the room wasn't big enough to swing a cat in'.
4. How did the Tooth Witch escape and where she go?

## ⌘ CHAPTER 32 ⌘ THE LOWER DEPTHS

1. Why had a huge metal fence been put up around the mine?
2. Explain what happened to Winnie when she tried to squeeze through the hole in the fence.
3. How had Alfie's father developed his breathing problem?
4. What would Winnie have thought when Alfie jumped into the mine shaft?

## ⌘ CHAPTER 33 ⌘ A CATHEDRAL OF TEETH

1. Write words to describe the bottom of the shaft.
2. What was unusual about all of the objects in the cave?
3. What was in the cauldron in the cave?
4. What chance do Alfie and Gabz have of defeating the Tooth Witch? Why?

## ⌘ CHAPTER 34 ⌘ LOOK TO THE SKIES

1. Why did the Tooth Witch like teeth so much?
2. What sort of teeth did the Tooth Witch like the most? Why?
3. What opinion did the Tooth Witch have of tooth fairies?
4. What was the author's purpose in having the Tooth Witch say that children nowadays don't believe in magic?
5. How did the Tooth Witch plan to get rid of the children?

## ⌘ CHAPTER 35 ⌘ FEASTING ON BONES

1. Why was the Tooth Witch going to drop the children into the cauldron at the same time?
2. How did Fang try to help the Tooth Witch?
3. What would Alfie have thought when he saw his father approaching in the train?
4. What will the Tooth Witch do when she sees Alfie's father?

## ⌘ CHAPTER 36 ⌘ DROWNING OUT SCREAMS



1. What happened to the Tooth Witch and Fang?
2. How did Alfie's father know where he was?
3. How was Alfie able to untie Gabz?
4. What was the dynamite used for in the mine?
5. Do you find skeletons scary? Why or why not?

## **CHAPTER 37**

### **SKELETONS ON THE MARCH**

1. Explain how a stick of dynamite works.
2. What would Alfie have thought when he saw the skeletons on the gas cylinder?
3. Fill the box with ideas of how you could get rid of the skeletons.
4. Why was it a problem that the train had stopped and the stick of dynamite had been dropped?

## **CHAPTER 38**

### **MUMMY'S GOING TO EAT YOU**

1. How did Gabz, Alfie and Dad try to avoid the explosion?
2. What happened to the skeletons when the dynamite exploded?
3. What would it have been like to be inside the lift with the skeletons outside trying to get in?
4. Why do you think the witch-skeleton was so strong?
5. What would you do if you were in Gabz's position? Why?

## **CHAPTER 39**

### **ONE FINAL BREATH**

1. How did Winnie free Gabz from the witch-skeleton?
2. What did the witch-skeleton say to the crowd?
3. If Dad knew that if he went down in the mine again he couldn't expect to come out alive, then why did he do it?
4. Describe how you felt about Dad dying.
5. What do you think will happen to Alfie?

## **CHAPTER 40**

### **A BIG COMFY PILLOW**

1. On the day of Dad's funeral the church was packed. What does this tell you?
2. Why did Alfie think he would never know happiness again?
3. Why do you think Alfie had grown to love Winnie?
4. How would Alfie have felt when Winnie asked him if he would allow her to adopt him?
5. What three things did Winnie make Alfie feel?

## **EPILOGUE**

1. Do you think Alfie enjoyed being a page boy at Winnie and Raj's wedding? Why or why not?
2. Describe Winnie and Raj's wedding outfits.
3. What sort of family would Alfie, Winnie and Raj make? Why?
4. Give your opinion on the ending of the book.

## Writing - Editing and Improving

Work through the SURPRISES tasks below in order with the provided text and edit it in a different colour. Use the Word thesaurus or an online thesaurus to help you choose better words.

### **SURPRISES Editing method**

**S**ay in head

**U**nder breath- mumble

**R**ead aloud

**P**unctuation power

**R**ead the openers

**I**mprove worrisome words

**S**ay in head or aloud

**E**motive and figurative check

**S**hare with a friend

We were really happy about finding the goblin in our cupboard. One day we just opened the door and he was there. My little brother called him Jumble and he gave him a box of his old toys to play with and I went outside in the garage and got an old box for him to sleep in. Anyway we decided to keep him a secret from Mum and Dad because we don't think they would like him living under the stairs. On Friday morning I took Jumble to school with me. He hid in the cloakroom and ate packed lunches. My friend Lucas had no ham in his sandwiches and my friend Sami had half a packet of crisps.

## Persuasive Devices

**A**lliteration

**F**acts

**O**pinions

**R**epetition (& **R**hetorical Questions)

**E**motive Language (& **E**xaggeration)

**S**tatistics

**T**hree (rule of)

The sender's address is on the right.

The recipient's address is on the left.

The letter shows the date on which it was written.

There is a greeting to the recipient.

The opening sentence hooks the reader and explains why you are writing.

There is an introduction.

The text is organised into paragraphs, which each have their own point.

Each point has arguments to support it.

There is a conclusion which summarises the main point of the letter and reiterates the opinion.


# Spelling Activities

## Across

- 3. Not identical.
- 8. Knowledge gained from what one has encountered.
- 10. To have control, rule, or influence.

## Down

- 1. Not long past.
- 2. Starchy vegetables.
- 4. Renowned, has a widespread reputation.
- 5. A test or trial.
- 6. An organ that pumps blood around the body.
- 7. To have confidence in something without absolute proof.
- 9. A shape with one edge.



# Computing

Using the previous weeks learning about creating forms using Microsoft Forms, create a quiz based on this terms learning. Topics could include:

- Science - light
- Science - habitats
- History - the Tudors
- PDW - Money and Jobs or Road Safety or Anti-Bullying
- Spellings

## Create a survey form with Microsoft Forms

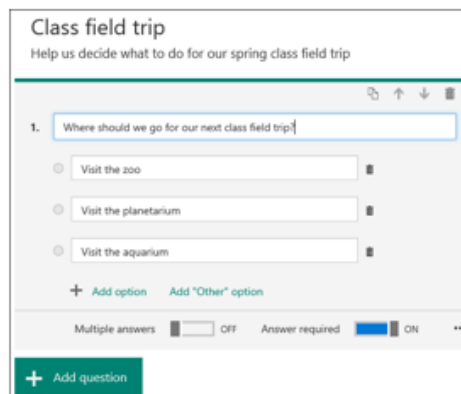
1. In your web browser, navigate to the Microsoft Forms site at <http://forms.microsoft.com>.
2. Sign in to your Office 365 Education account (school email address and password).
3. Under **My Forms**, click **New** to begin creating your form.
4. Enter a name for your form. You can also enter an optional subtitle for your survey.

**NOTE:** Form names can contain up to 90 characters and a subtitle can contain up to 1,000 characters.

5. Click **Add Question** to add a new question to the form. You can choose to add **Choice**, **Quiz**, **Text**, **Rating**, or **Date** questions. You should only use **Quiz** questions when you want to build a quiz form.

**NOTE:** Your form is saved automatically while you create it.

6. For choice questions, enter the text you want to display for the question and each of the choices.



The screenshot shows a Microsoft Forms survey titled "Class field trip" with the subtitle "Help us decide what to do for our spring class field trip". The first question is "Where should we go for our next class field trip?". It is a choice question with three options: "Visit the zoo", "Visit the planetarium", and "Visit the aquarium". Below the options are links to "Add option" and "Add 'Other' option". At the bottom, there are settings for "Multiple answers" (OFF) and "Answer required" (ON), followed by a green "+ Add question" button.

## Fractions equivalent to $\frac{1}{2}$ and $\frac{1}{4}$

### Sheet 1

Draw a circle round all the fractions which are equivalent to  $\frac{1}{2}$ .

Draw a square round all the fractions which are equivalent to  $\frac{1}{4}$ .

$$\frac{2}{4}$$

$$\frac{3}{4}$$

$$\frac{6}{12}$$

$$\frac{5}{20}$$

$$\frac{20}{40}$$

$$\frac{2}{8}$$

$$\frac{4}{10}$$

$$\frac{3}{12}$$

$$\frac{2}{6}$$

$$\frac{8}{12}$$

$$\frac{2}{5}$$

$$\frac{3}{6}$$

$$\frac{9}{18}$$

$$\frac{4}{8}$$

$$\frac{10}{40}$$

$$\frac{2}{3}$$

$$\frac{8}{16}$$

$$\frac{10}{20}$$

$$\frac{5}{10}$$

$$\frac{4}{16}$$

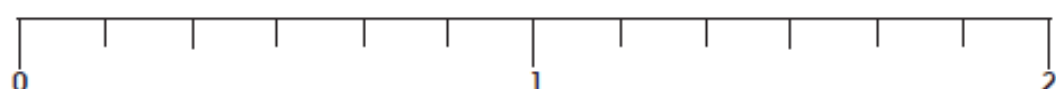

#### Challenge

Write at least two more fractions equivalent to  $\frac{1}{2}$  and two more equivalent to  $\frac{1}{4}$ .

## Adding and subtracting fractions

### Sheet 1

Use fraction lines to help you work out the answers to these additions and subtractions.



$$\frac{3}{4} + \frac{3}{4} = \boxed{\phantom{000}}$$

$$\frac{5}{6} - \frac{2}{6} = \boxed{\phantom{000}}$$

$$\frac{3}{5} + \frac{2}{5} = \boxed{\phantom{000}}$$

$$\frac{4}{5} - \frac{2}{5} = \boxed{\phantom{000}}$$

$$\frac{5}{6} + \frac{1}{6} = \boxed{\phantom{000}}$$

$$\frac{3}{4} - \frac{1}{4} = \boxed{\phantom{000}}$$

$$\frac{4}{5} + \frac{2}{5} = \boxed{\phantom{000}}$$

$$1\frac{1}{5} - \frac{3}{5} = \boxed{\phantom{000}}$$

$$1\frac{1}{4} + \frac{3}{4} = \boxed{\phantom{000}}$$

$$1\frac{1}{4} - \frac{3}{4} = \boxed{\phantom{000}}$$

$$\frac{5}{6} + \frac{2}{6} = \boxed{\phantom{000}}$$

$$1\frac{2}{6} - \frac{4}{6} = \boxed{\phantom{000}}$$

$$\frac{4}{5} + \frac{4}{5} = \boxed{\phantom{000}}$$

$$1\frac{3}{6} - \frac{5}{6} = \boxed{\phantom{000}}$$

$$\frac{2}{4} + 1\frac{3}{6} = \boxed{\phantom{000}}$$

$$1\frac{5}{6} - 1\frac{1}{2} = \boxed{\phantom{000}}$$

#### Challenge

Work with a partner to make up at least four new additions and subtractions.



# Tenths

## Sheet 1


Write the decimal to go with each picture.


















### Challenge

Write all the numbers in order, smallest first.

## Dividing by 10

Sheet 1

$78 \div 10 = \boxed{\phantom{00}}$

$8 \div 10 = \boxed{\phantom{00}}$

$39 \div 10 = \boxed{\phantom{00}}$

$345 \div 10 = \boxed{\phantom{00}}$

$72 \div 10 = \boxed{\phantom{00}}$

$234 \div 10 = \boxed{\phantom{00}}$

$31 \div 10 = \boxed{\phantom{00}}$

$\boxed{\phantom{00}} \div 10 = 6.3$

$60 \div 10 = \boxed{\phantom{00}}$

$\boxed{\phantom{00}} \div 10 = 9.4$

$85 \div 10 = \boxed{\phantom{00}}$

$\boxed{\phantom{00}} \div 10 = 3.7$

### Challenge

$\boxed{\phantom{00}} \div 10 = 7$

$\boxed{\phantom{00}} \div 10 = 10.1$

$\boxed{\phantom{00}} \div 10 = 0.9$

$\boxed{\phantom{00}} \div 10 = 1$

## Multiplying by 10

Sheet 1

$3.6 \times 10 = \boxed{\phantom{00}}$

$0.6 \times 10 = \boxed{\phantom{00}}$

$4.5 \times 10 = \boxed{\phantom{00}}$

$\boxed{\phantom{00}} \times 10 = 4$

$2.7 \times 10 = \boxed{\phantom{00}}$

$23.5 \times 10 = \boxed{\phantom{00}}$

$\boxed{\phantom{00}} \times 10 = 81$

$32.7 \times 10 = \boxed{\phantom{00}}$

$6.2 \times 10 = \boxed{\phantom{00}}$

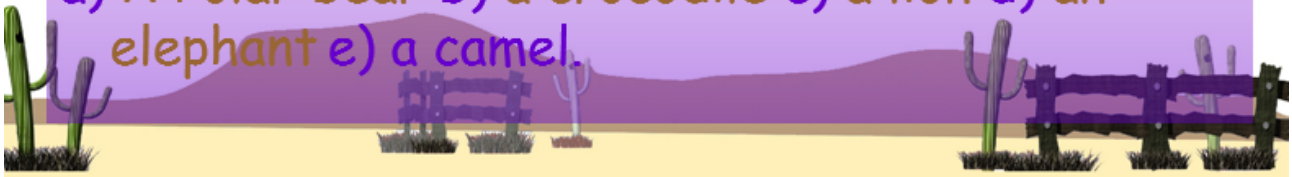
$\boxed{\phantom{00}} \times 10 = 58$

$\boxed{\phantom{00}} \times 10 = 73$

$\boxed{\phantom{00}} \times 10 = 47$

## Questions

- Where might you find frogs?
- What environment would suit a camel?
- What should Zookeepers do to ensure that an animal, out of its natural environment, stays healthy?
- How would you make a penguin feel at home in a artificial environment such as a zoo?
- Describe the habitat of:  
a) A Polar bear b) a crocodile c) a lion d) an elephant e) a camel.



## Words with a /sh/ Sound Spelt with 'ch'

ch says 'sh'

chef

chalet

chauffeur

champagne

chandelier

chute

crotchet



fuchsia

brochure

machine

moustache

parachute

Chicago

Charlotte



### Monday – Fill in the correct words in the sentences.

Fill in the gaps – which word from the list is not used?

- moustache
- charades
- machete
- machine
- parachute
- brochure
- chauffeur
- chute
- chef
- champagne

1. The \_\_\_\_\_ was in the kitchen.
2. I had to use a washing \_\_\_\_\_.
3. We looked in the \_\_\_\_\_ for our next holiday.
4. We drank \_\_\_\_\_ at my celebration party.
5. I had to use my \_\_\_\_\_ when jumping out of the plane.
6. The man had a curly \_\_\_\_\_ above his upper lip.
7. We all played a game of \_\_\_\_\_ around the Christmas tree.
8. The \_\_\_\_\_ drove us home.
9. I had to use a \_\_\_\_\_ to cut back the undergrowth in the jungle.

**Tuesday – Play hangman with the words above or any of the words we have studied this term.**

**Wednesday – Write 3 sentences which include at least 2 of these words.**

- moustache
- charades
- machete
- machine
- parachute
- brochure
- chauffeur
- chute
- chef
- champagne

1. \_\_\_\_\_

2. \_\_\_\_\_


3. \_\_\_\_\_

**Thursday – Complete the Wordsearch**

o	k	i	c	k	t	c	z	l	c	e	m	s
k	l	a	h	x	c	h	a	l	e	t	x	z
d	e	f	e	p	s	b	q	n	p	l	w	s
z	m	a	f	z	c	o	g	p	a	x	l	d
h	a	u	p	i	r	k	j	y	r	q	c	e
j	c	k	o	m	o	u	s	t	a	c	h	e
m	h	b	e	v	c	b	z	o	c	e	a	m
r	i	c	o	c	h	e	t	f	h	c	m	j
t	n	t	i	f	e	g	c	t	u	n	p	n
r	e	g	p	c	t	j	h	c	t	s	a	y
v	c	b	r	o	c	h	u	r	e	a	g	i
w	n	h	q	y	o	x	t	x	m	l	n	p
h	m	k	u	j	y	e	e	x	l	n	e	q

chef	ricochet
chalet	parachute
machine	moustache
brochure	champagne
crochet	chute

**Friday – Complete the crossword with words from the year 3 and 4 spelling list.**



Across

- 3. Not identical.
- 8. Knowledge gained from what one has encountered.
- 10. To have control, rule, or influence.

Down

- 1. Not long past.
- 2. Starchy vegetables.
- 4. Renowned, has a widespread reputation.
- 5. A test or trial.
- 6. An organ that pumps blood around the body.
- 7. To have confidence in something without absolute proof.
- 9. A shape with one edge.

# French

What can you remember or research about France?

**Capital City:**

**Population:**

**Language Spoken:**

**Location of Country:**



**Famous Landmarks:**

**Popular Food:**

**Traditions:**

**Other Interesting Facts:**

**Country Flag:**



**Bordering Countries:**

**Famous People:**

**Popular Activities or Sports:**

**National Anthem:**