



HILL WEST *Primary* FOUR OAKS

Reception
Week Beginning 01.03.21



Home Learning Links

Oxford Owl

For a limited time, the Oxford reading scheme books we use to support your child's reading in school and at home are providing free access to selected books. All you need to do is click on the link below and register an email to get reading.

<https://home.oxfordowl.co.uk/books/free-ebooks/>

Phonics Play

This is a great resource that we use in school to support the teaching of phonics. They have a range of games for the children to complete where they will be applying their phonic knowledge.

Login jan21

Password home

<https://new.phonicsplay.co.uk/>

Oak National Academy

This website has been created by 40 teachers from some of the leading schools across England, backed by government grant funding. Here you can access all of our lessons. Either you can follow a set plan of lessons across a range of subjects, or you can access particular lessons in certain subjects.

<https://www.thenational.academy/online-classroom/reception#schedule>

Teach your monster to read

Create a monster and take it on an adventure through a magical world. Travel to exciting places, meet fun characters, play games and win prizes as your monster learns the first steps of reading. Minigames help children to develop speed and accuracy of letter recognition. Lots of blending, segmenting and tricky words. Read for purpose with magical little books. A great way to help your children with reading at home.

The website is free.

<https://www.teachyourmonstertoread.com/>

White rose maths

The White Rose Maths Team has prepared a series of five maths lessons for each year group. They add five more each week for the next few weeks. Every lesson comes with a short video showing you clearly and simply how to help your child to complete the activity successfully.

<https://whiterosemaths.com/homelearning/early-years/>

Letters and Sounds

Filmed phonics lessons that follow phases 2 to 5 of the Letters and Sounds programme for reception, year 1 and learning to blend. Parent guidance videos.

https://www.youtube.com/channel/UCP_FbjYUP_UtldV2K_-niWw

Numberblocks

We use the Numberblocks to support our teaching of Maths Mastery. Check out the website for clips to help support your child's maths development.

<https://www.bbc.co.uk/cbeebies/shows/numberblocks>

World Book Online

World Book online have just made their fabulous collection of over 3,000 e-books and audiobooks available for free for children to access at home. They have books suitable for all ages. Click on the following link to access them.

<https://worldbook.kitaboo.com/reader/worldbook/index.html?usertoken=Mjk5MzQ6MTpJUjA5MjAxNjoyOmNsaWVudDE2OTc6MTY5NzoyMjE2Mjg4OjE6MTU4NDM4MDEzMzA2Mjp1cw%3D%3D>

Read Works.org

Read Works offers access to 3000+ comprehension for all age groups. Just sign up for a free account to access fantastic texts.

<https://www.readworks.org/>

Beanstalk

Beanstalk website is packed with lots of interactive materials for children aged 1 to 6. They are offering free access to all families during the COVID-19 pandemic.

<https://beanstalk.co/>

Education Quizzes

A series of short quizzes for children to complete related to the National Curriculum subjects. Just select KS1 for Reception, Year 1 & Year 2 and select KS2 for Years 3-6.


<https://www.educationquizzes.com/ks1/>

Top Marks

A range of activities here but especially good interactive activities for maths.

<https://www.topmarks.co.uk/>

Key Question Week 8: Which dinosaur has escaped?				
Key Text for Linked Learning: Dinosaur Information Books A discovery has been made over the weekend in the school pod. Mr Botterill could not believe his eyes. What do you think we might find inside a nest? This week the children will be developing their knowledge on Dinosaurs. The children will be encouraged to use the correct language such as herbivore, carnivore etc. They will be representing their favourite dinosaur in the creative area. The children will become archaeologists and create their own fossils using salt dough. Can they use the fossil to predict what dinosaur it could be? They will be applying their balancing skills when travelling too. The children will be learning about the numeral 12. The number block 12 will be introduced to them and they will be representing 12 in different ways e.g Numicon, cubes, fingers, tens frame (same value, different appearance). They will be looking at what numbers make 12 and how the numeral 12 looks.				
PSED: Children will be supported in their play to negotiate and solve problems that arise when playing e.g., when someone has taken a toy.				
Communication and Language: Children will be exploring the meaning of new words and extending their vocabulary in their discussions of dinosaurs.				
Physical Development: The children will be using tools with increasing control when using malleable materials. In Physical Development this week, the children will be using the apparatus to travel over, under, around equipment.				
Literacy: In phonics this week, the children will be learning the vowel digraphs ur , ow and oi . The children will be consolidating their reading and writing of the phase 3 tricky words. The children will look at a range of non-fiction books about Dinosaurs. They will be looking carefully at the features of the non-fiction text 'Dinosaurs' to support them in creating a fact file. They will be applying their phonics skills to label their own dinosaur and write about their favourite dinosaur.				
Mathematics: In Number, the children will be learning to count in 10's to 100. They will also be applying their addition skills to double numbers. They will learn about what doubling is and how to double using practical and written methods.				
Understanding of the World: In Technology, the children will be using the internet to help expand their knowledge on				
Expressive Arts and Design: Children will be using instruments to follow copy and complete a small rhythmic pattern. Children will be encouraged to apply what they have been taught so far to their rhythmic pattern.				
Vocabulary: The children will be exposed to this vocabulary this week. They will learn the meaning of these words too.				
Herbivore	Carnivore	Reptiles	Omnivore	Extinct



<https://www.youtube.com/watch?v=s2YhdWWOA1Y>



This week, we are going to have a dinosaur of the day!



Spinosaurus

Can you learn the dinosaurs name and find out 1 fact about the dinosaur?

Our phoneme today is 'ur'







RECEPTION






Daily lessons teaching children to read letters and begin to blend to read words

Letters and Sounds Lesson 'ur'




<https://www.youtube.com/watch?v=9VYUdc1WKEE&feature=youtu.be>

Can you cut out the loop cards below? Start at go, read the word and match to the correct image. Can you get all the way to stop?

	<p data-bbox="547 703 660 904">hurt</p>		<p data-bbox="547 194 660 396">surf</p>
	<p data-bbox="847 703 960 904">turn</p>		<p data-bbox="847 194 960 396">church</p>

turban	
	
burn	burger
	

In Literacy this week, we will be looking at non-fiction texts.
We will be learning all about the features of a non-fiction text this morning. Do you know any of the features?



After the session, can you use these cards to identify some of the features of a non-fiction book at home or use one of the extracts, from a non-fiction book, on the next page?

Heading

Information

Caption

Label

Picture

Tyrannosaurus rex

Tyrannosaurus rex was a very fierce dinosaur. It walked on two legs.


Tyrannosaurus rex was as tall as a house.

Strong legs for running fast

Tiny arms with sharp claws

Tyrannosaurus rex killed other dinosaurs to eat.

Huge teeth for slicing meat



Giant dinosaurs

This enormous dinosaur is called a sauropod. Sauropods were the biggest animals that have ever lived on land.

The biggest sauropods were longer than two buses end to end.

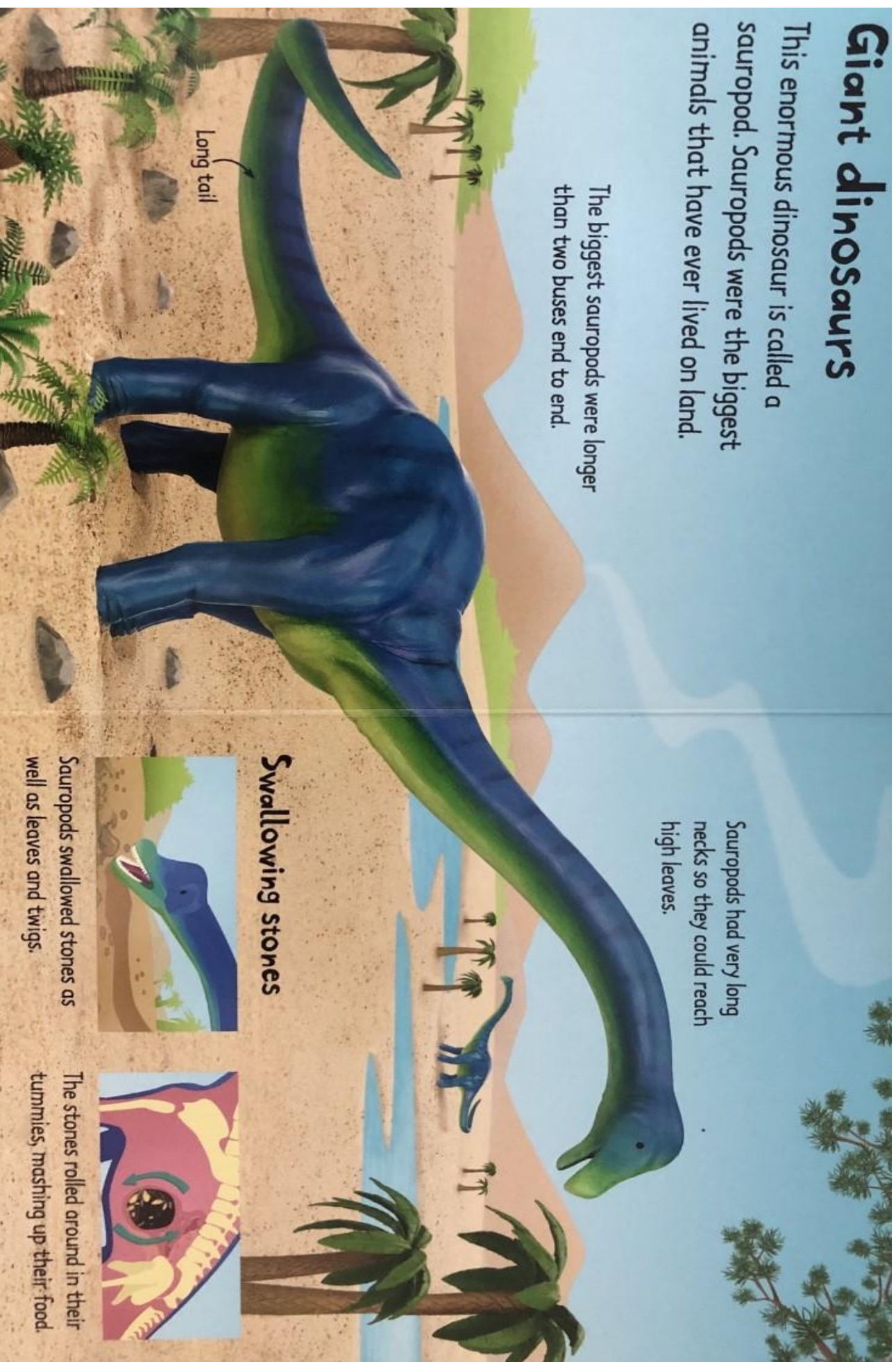
Sauropods had very long necks so they could reach high leaves.

Swallowing stones

Sauropods swallowed stones as well as leaves and twigs.




The stones rolled around in their tummies, mashing up their food.



Dinosaurs lived many millions of years ago. Fossils of dinosaur bones and prints show use how they may have looked.

Can you watch the two links below about fossils and then have a go at making your own dinosaur fossils?



How fossils were made

<https://www.bbc.co.uk/bitesize/topics/z6882hv/articles/zhtqkty>



Making a fossil

<https://www.bbc.co.uk/cbeebies/makes/presenters-making-a-fossil>

To make a fossil like the ones in the video you will need....

Making a Fossil

Discover how to make your own prehistoric fossil with Rebecca.

You will need

✓ 200g salt

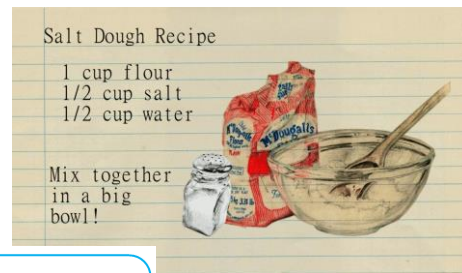
✓ 150g flour

✓ 150g coffee grounds

✓ 100-120ml cold coffee or water

DO NOT EAT THE FOSSILS – THEY WON'T TASTE VERY NICE!

Or, you could use playdough or simpler salt dough recipe



Tweet your final creation to @hillwestprimary




0

s 12!



During the afternoon's teams session, you will need 12 objects and a pen & paper or whiteboard and pen.



Check out the Number block
12

<https://www.bbc.co.uk/iplayer/episode/m0002674/numberblocks-series-3-twelve>




Sesame Street 12

<https://www.youtube.com/watch?v=Y89v5CSiDDc>



Show it




Write it



12 12 12 12 12 12 12

12


Find it



12

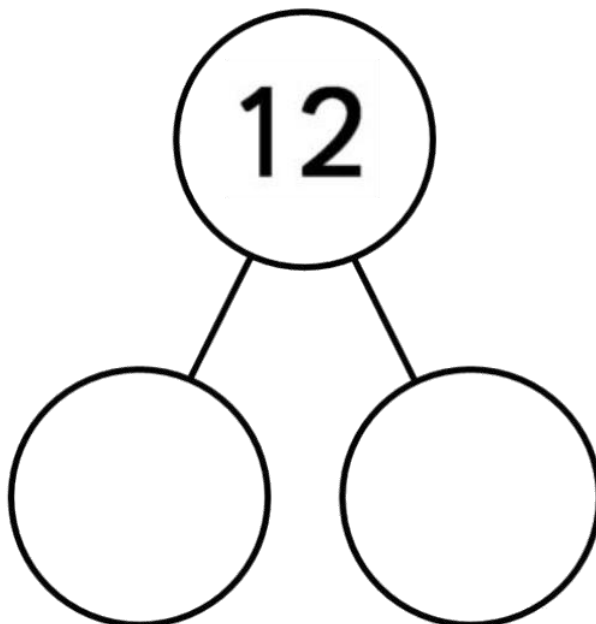



11



Make it

12





This week, we are going to
have a dinosaur of the day!



Parasaurolophus


Can you learn the dinosaurs
name and find out 1 fact
about the dinosaur?

Today we will continue learning 'ur'.



Geraldine the Giraffe 'ur'

<https://www.youtube.com/watch?v=Q49YSWKPyVo>



'ur' words and sentences

<https://www.youtube.com/watch?v=9354FVliOnM>

Can you write the 'ur' words below?

Using the 'ur' words above, can you write 2 simple sentences?

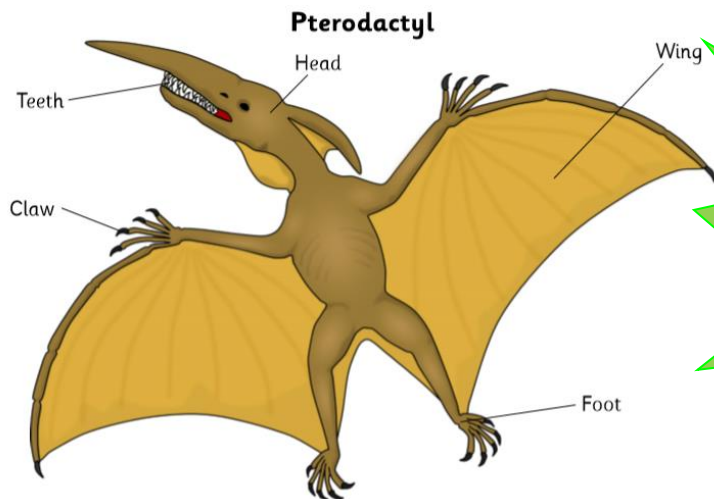
Extra points if you use a tricky word!

We will be learning about labels during this morning's Teams session. We need you to become mini palaeontologists and help us label some of the parts of a dinosaur!

After the session, can you label the parts of a dinosaur?

We would like you to pick a dinosaur of your choice as we will be learning more about this dinosaur throughout the week and creating fact file on it.

Feel free to use one from below or you can use the internet to find one of your own.



Challenge

Can you use an adjective?


E.g. sharp claws



Triceratops



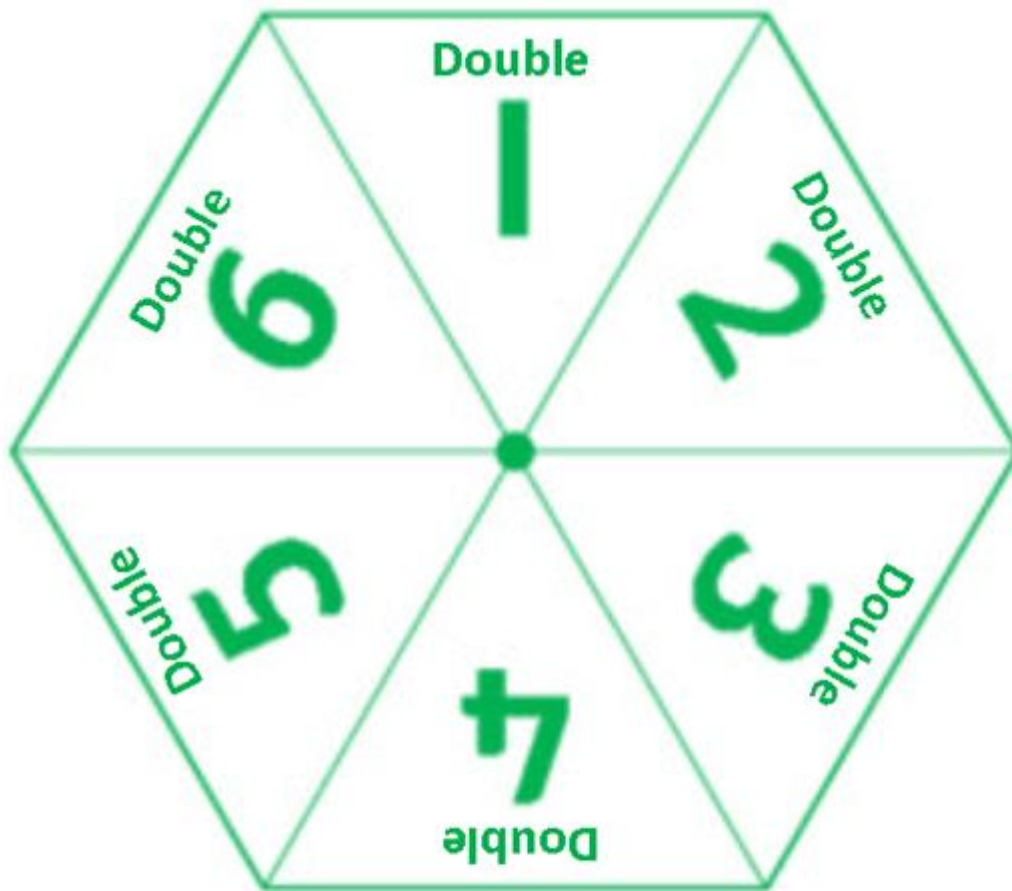
Tyrannosaurus Rex



Spinosaurus

We n

You will

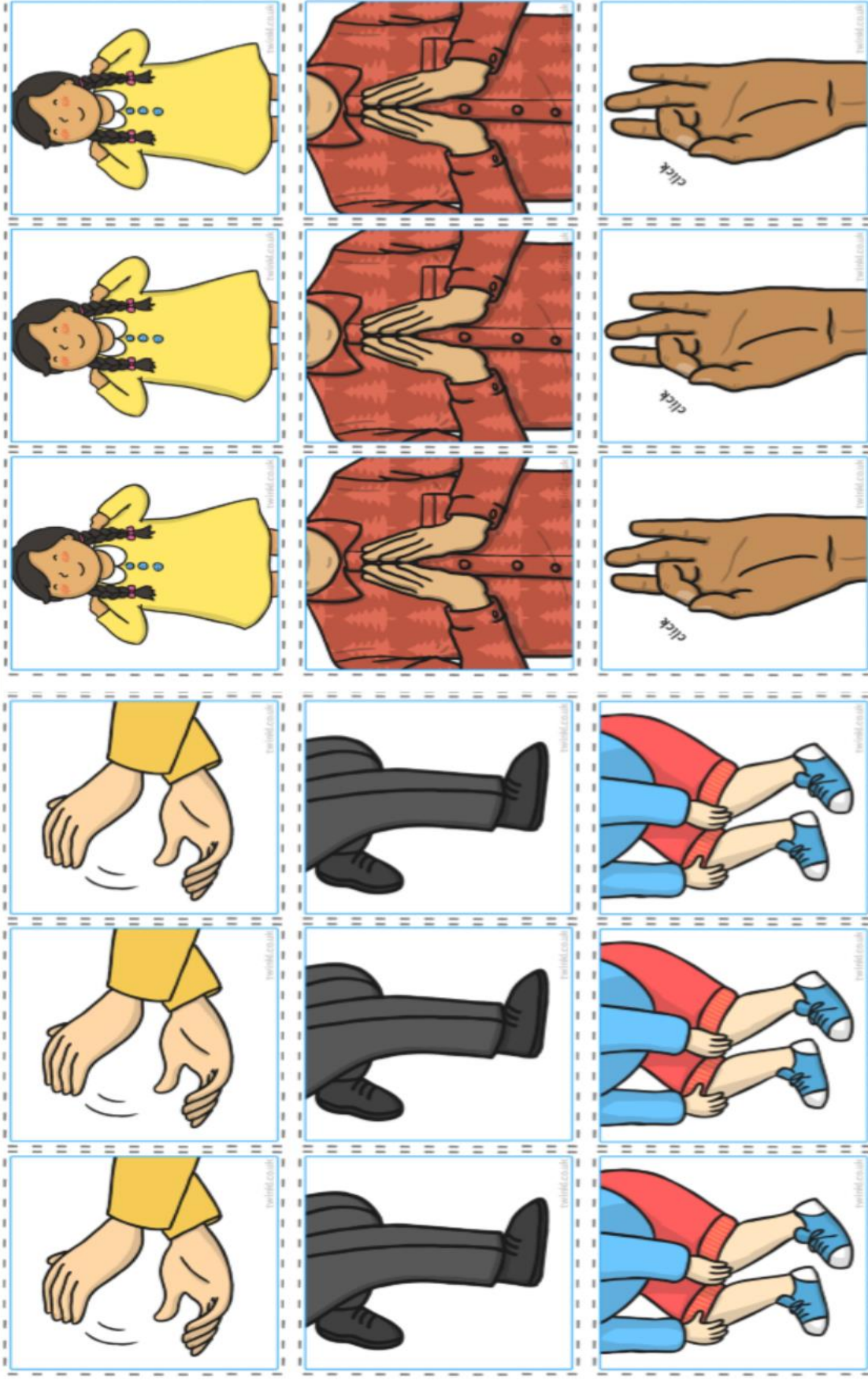


Can you use the template to make a spinner?

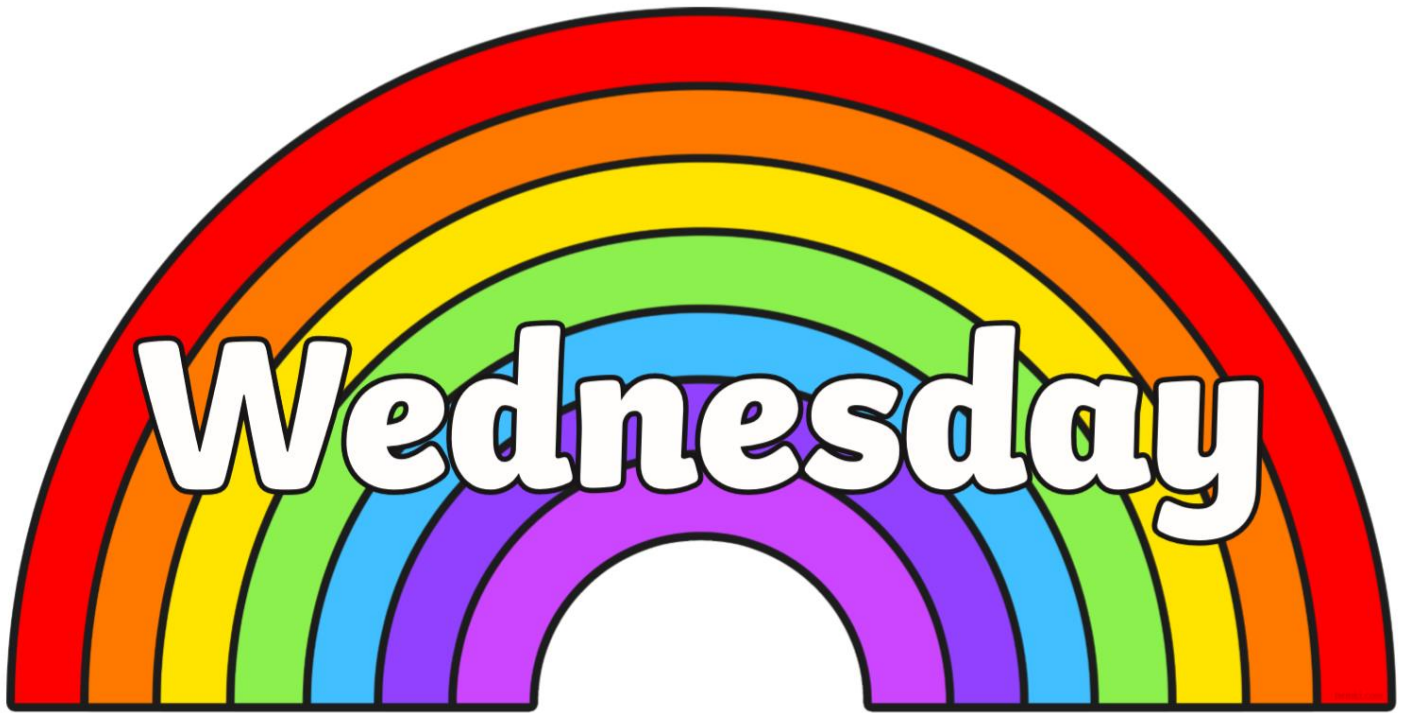
Spin your spinner and double the number it lands on using objects at home.



Please watch the Body Percussion PowerPoint (we have saved it in Teams-Files). Use the resources below to see what you can create. You could even record a short performance.



[illegible]



This week, we are going to have a dinosaur of the day!



Euoplocephalus

Can you learn the dinosaurs name and find out 1 fact about the dinosaur?

Our phoneme today is 'ow

RECEPTION

Daily lessons teaching children to read letters and begin to blend to read words



Letters and Sounds Lesson 'ow'

<https://www.youtube.com/watch?v=G6u2dmsUYro&feature=youtu.be>

Enjoy playing the 'ow' game below with somebody at home. You will need a dice.


down
clown
now
crown
pow
how
owl
shower
wow
gown
town
cow
flower
howl
crowd

Race to the top

Instructions: Roll the dice and move that many spaces on your side of the board. Read the word that you land on.

If you read it correctly stay where you are but if not go back to the start.

The winner is the first person to reach the top.



clown
how
town
wow
now
howl
gown
down
flower
shower
pow
crowd
crown
cow
owl

Wednesday get creative tasks!

On Friday during our PE session we will be *travelling over and under, balancing* and *climbing*.

This could be done through an obstacle course in your living room, around your garden or at the park or Nature Reserve during your daily exercise.

Wouldn't it be great if you were dinosaurs for this PE session. Here are some ideas for inspiration...masks, feet, hats, heads and paws. We can't wait to see you moving and looking like a dinosaur!

These videos can all be found on the CBeebies

Prehistoric Makes



Velociraptor Feet



Velociraptor Hat





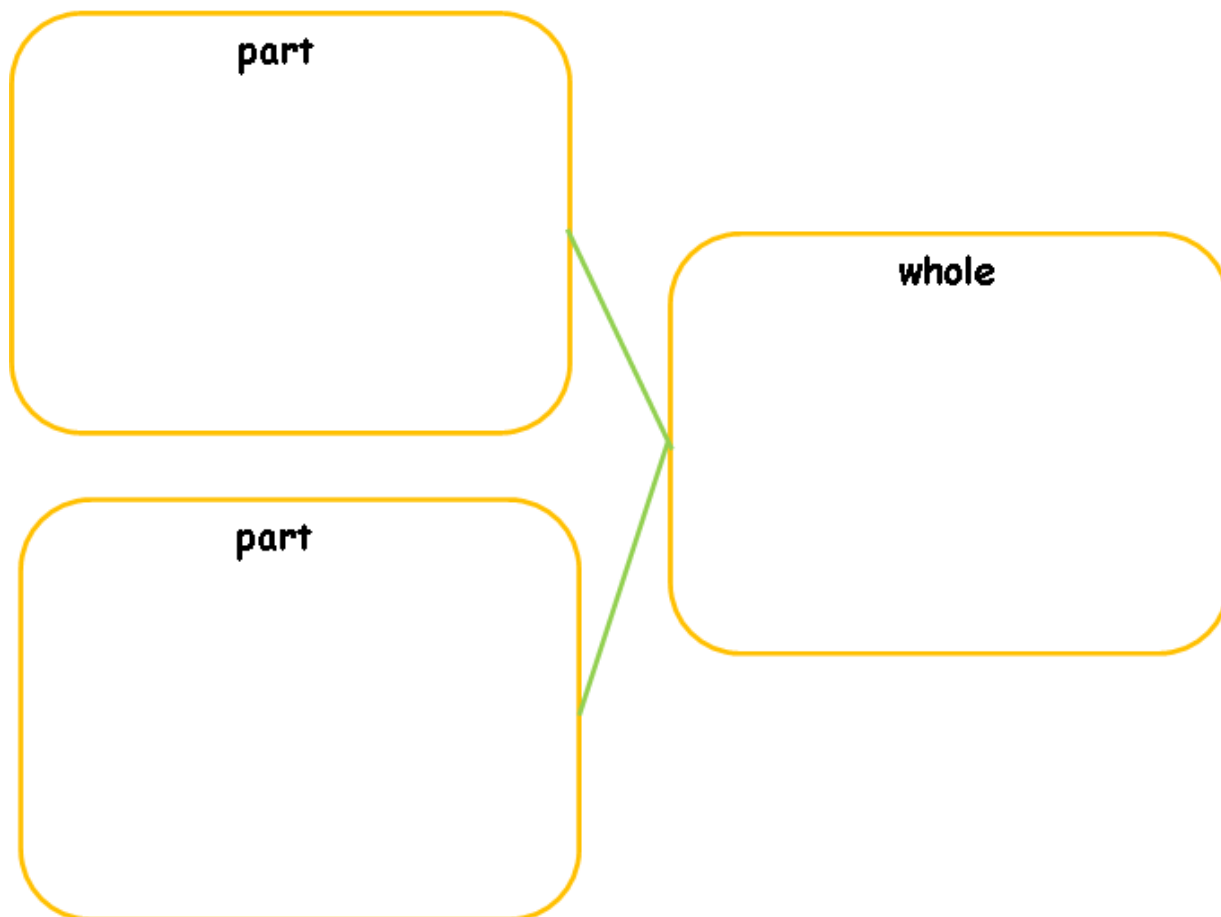
Dinosaur Head



Dinosaur Paws



Using the part part whole, could you explore doubling using the numicon?



2	12	6
10	4	8


Challenge – Can you write the addition calculation (e.g. $3 + 3 = 6$) ?

During our afternoon Teams, we will be looking at captions in a non-fiction book.

Please bring a pencil and paper or whiteboard and pen.

A caption

Plant-eating Stegosaurus
had two rows of bony
plates that ran along
its back and tail.









This week, we are going to have a dinosaur of the day!



Oviraptor


Can you learn the dinosaurs name and find out 1 fact about the dinosaur?

Today we will continue learning 'ow'



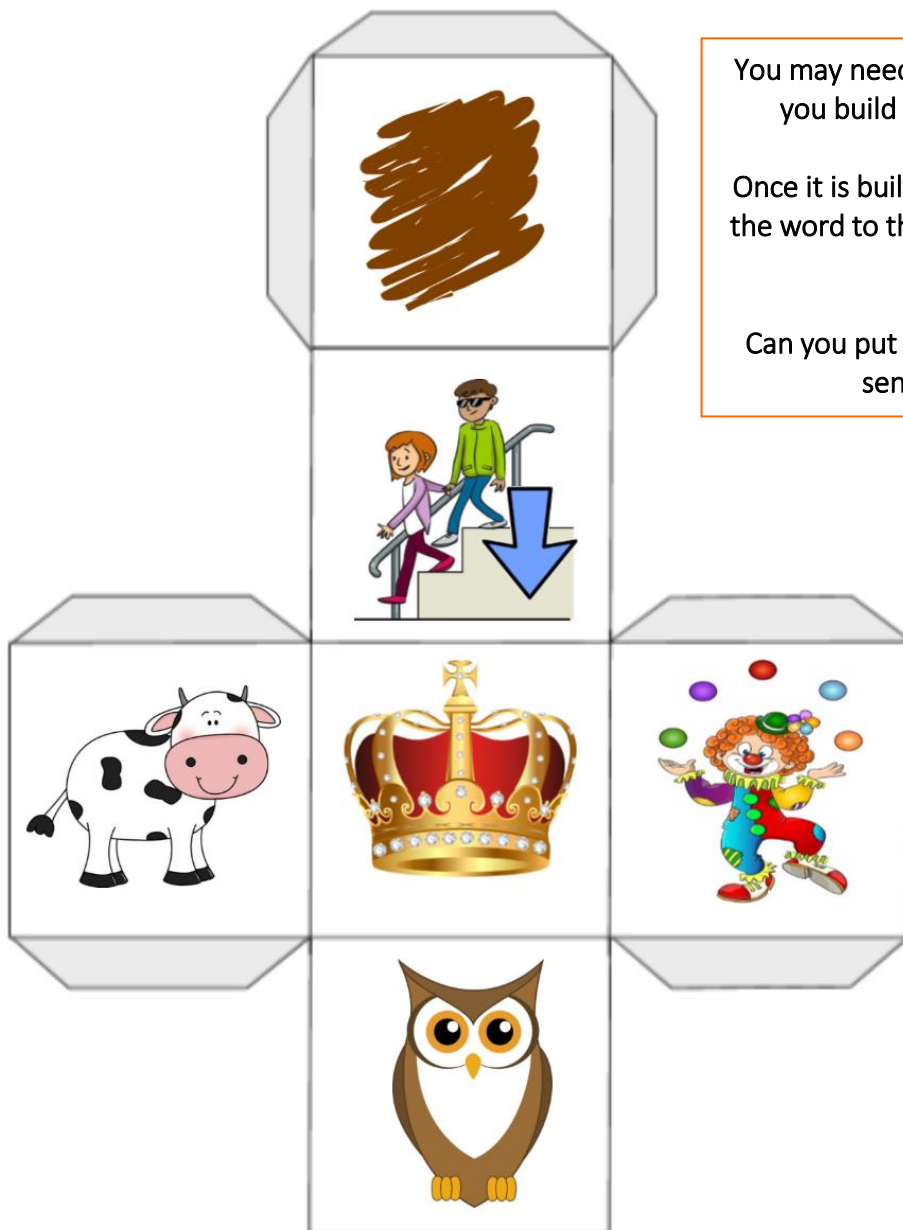
Geraldine the Giraffe 'ow'

<https://www.youtube.com/watch?v=GJtvjxBYg7I>



'ow' words

<https://www.youtube.com/watch?v=9Ph6nnHrVwY>



You may need an adult to help you build the 'ow' dice.

Once it is built, roll it and write the word to the picture it lands on.

Can you put that word into a sentence?

After this morning's session, can you complete this sorting activity about herbivores, carnivores and omnivores?

The PowerPoint will be in Teams.

You might need to research the dinosaur names below to help find out if they were a herbivore, carnivore or omnivore.

Herbivores, Carnivores and Omnivores


Herbivores

Carnivores

Omnivores



Oviraptor



Stegosaurus



Tyrannosaurus Rex















Giganotosaurus



Triceratops



We will be looking at writing the addition calculation for doubling today.
Together, we will look at this during the afternoon's Teams.

 $3 + 3 = 6$	 Double 3 is <u>6</u>	 $6 + \quad =$	 Double 6 is <u> </u>
 $2 + \quad =$	 Double 2 is <u> </u>	 $5 + \quad =$	 Double 5 is <u> </u>
 $4 + \quad =$	 Double 4 is <u> </u>	 $\quad + \quad =$	 Double <u> </u> is <u> </u>

Can you double a number to 10 of your own choice?

Today is World Book Day. Here are a few activities to celebrate.

WORLD
**BOOK
DAY**
4 MARCH 2021

World Book Day


o t s w w o r l d e y j
f s q u q s w v u a r q
b e j h e s f p d d p y
o i b x l e a j z l e i
o w z b d t v a y t a o
k o a b r t o u z b s b
t r d j e i u t v o n b
o d e s s n r h t o v a
k s b k s g i o f k x i
e i l l u s t r a t o r
n t m k p r e a d i n g
b c h a r a c t e r x z

world
book
day
author


illustrator
reading
character
setting

book token
dress up
favourite
words

Can you design
bookmarks for
your Reading
Buddies at home?



World
Book Day



World
BOOK
Day!


twinkl.com

World Book Day Scavenger Hunt

Choose some of your favourite books. Then, look in the books for the items below. Tick the boxes when you find them.



witch



fish



teddy
bear




frog



pond



castle



elephant



jungle



king




magic
wand



How many of the items did you find?





This week, we are going to
have a dinosaur of the day!



Brachiosaurs

Can you learn the dinosaurs
name and find out 1 fact
about the dinosaur?

Our phoneme today is 'oi'.



RECEPTION

Daily lessons teaching children to read letters and begin to blend to read words

Letters and Sounds Lesson 'oi'

<https://www.youtube.com/watch?v=DEPjV0jzP5k&feature=youtu.be>

Can you cut and stick the graphemes to make the words?



oi	f	n	n	oi
c	oi	t	oi	p
l	s	l		

Today you will be creating your own fact file on your favourite dinosaur.

We thought it would be a lovely idea for you to bring your completed fact file to school on **Monday 8th March**. We can then put them all together and create a BIG Reception Dinosaur book!

DINOSAUR FACT FILE

Diet:

Height:



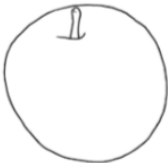


Length:

To consolidate our learning on doubles this week, we are going to solve a problem involving doubling.

We will make a start on it together during our Teams this morning and then you can finish the rest afterwards.

Fruit Salad Doubles

I have a recipe for fruit salad that I am going to take to a party. I need to make a lot of fruit salad so I need to double my recipe. Here is my recipe:

3 oranges	6 bananas	5 apples	4 pears	8 strawberries
				

Help me create a shopping list with enough fruit to double my recipe.

For PE today, we would like you to create an obstacle course in your home or garden! Use your dinosaur creations from Wednesdays craft to complete the obstacle course.

Here are a few ideas below!

You need to travel **over**, **under**, **through**, **around** and **balance along on an item**.



over



through



around



under



Phase 3 Tricky Word Snakes and Ladders

21	he	20	they	1	
22	all	19	you	2	she
23	are	18	me	3	they
24	you	17	my	4	her
25	my	16	we	5	be
26	her	15	her	6	we
27	she	14	be	7	all
28	was	13	was	8	are
29	be	12	was	9	me
30	★	11	you	10	my


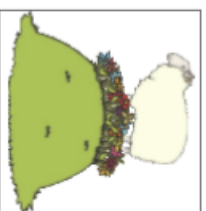
Cut out the pictures and stick them below the matching caption.

sing a good song

a goat in the rain

coins in the mud

a sheep on the hill



Phase 3 Pictures and Captions Matching



Bow down to the king
and queen.



A goat and a cow.



Ships in the port.



Goats in
the farmyard.



Sixteen trees.

Can you read the questions and decide if the answer is yes or no?

Phase 3 Yes/No Question Cards (end of Phase 3)

Is rain wet?

Phase 3 Yes/No Question Cards (end of Phase 3)

Can a boat sail?

Phase 3 Yes/No Question Cards (end of Phase 3)

Is the moon far off?

Phase 3 Yes/No Question Cards (end of Phase 3)

**Are the teeth of sharks
sharp?**

Phase 3 Yes/No Question Cards (end of Phase 3)

Are fish and chips food?

Phase 3 Yes/No Question Cards (end of Phase 3)

Is it dark at night?

Phase 3 Yes/No Question Cards (end of Phase 3)

Is a thick book thin?

Phase 3 Yes/No Question Cards (end of Phase 3)

**Can we get wool
from a sheep?**

Sentence Maze

Colour the words to make the sentence for the picture. Then have a go at writing it underneath.



My	cow	turn	are
was	can	surf	no
on	boil	at	jar
foil	all	goat	her




We	surf	foil	on
Her	crown	was	clown
Me	turn	in	the
He	the	at	soil

Doubles Game

Double 2	Double 3	Double 1
Double 4		Double 7
Double 10		Double 9
Double 5		Double 5
START		Double 8


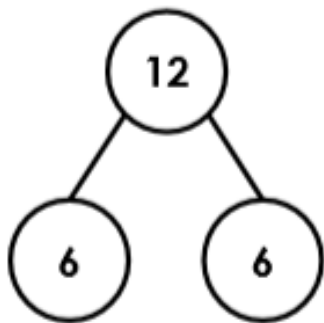
Double 1	Double 3	Double 9
Double 7		Double 2
Double 10		Double 8
Double 6		
Double 4	Double 6	



Roll a die to move along the board.
Say the double of the number you land on. If you don't know it, move back.

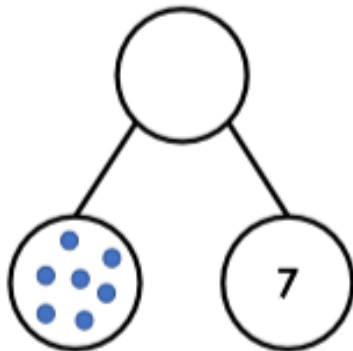
Making Doubles

1. Circle the odd one out.

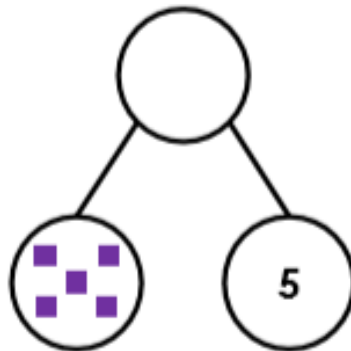


$$6 + 6 = 12$$

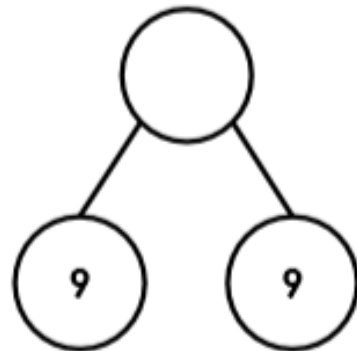
2. Complete the part-whole models below.



A.



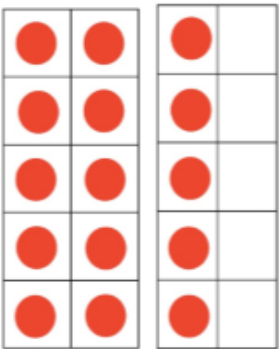

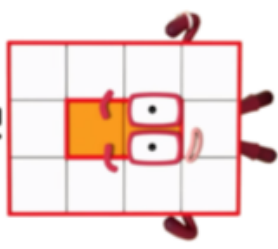
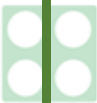
B.



C.

Can you sort those that represent 12 and those that are fewer or more than 12?

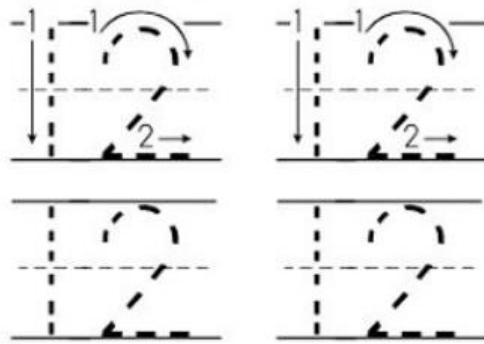
Fewer	12	More



Name: _____

Let's Learn the Number 12

Trace and write:



Decorate:



Complete:

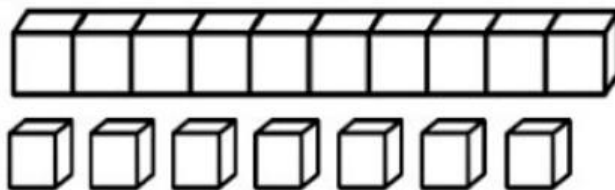
11 _ 13



Color 12:




Color 12:












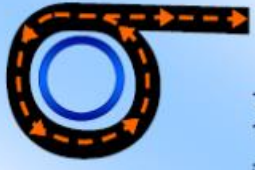
Highlight all the 12's:

12	15	10	12
13	9	12	14
12	17	20	12



He

You practise your formati

<p>Around and round and round we go,</p>  <p>When we get home we have a zero.</p>	<p>Start at the top and down we run,</p>  <p>That's the way we make a one.</p>	<p>Down and over, down some more</p>  <p>That's the way we make a four.</p>	<p>Down and around then a flag on high</p>  <p>That's the way we make a five.</p>	<p>Make an 's' and do not wait</p>  <p>When it's joined up you have an eight.</p>
<p>Around and back on a railroad track</p>  <p>Two, two, two</p>	<p>Around the tree and around the tree,</p>  <p>That's the way we make a three.</p>	<p>Down we go and make a loop,</p>  <p>Number six makes a hoop.</p>	<p>Across the sky and down from heaven,</p>  <p>That's the way we make a seven.</p>	<p>Make a loop and then a line,</p>  <p>That's the way we make a nine.</p>

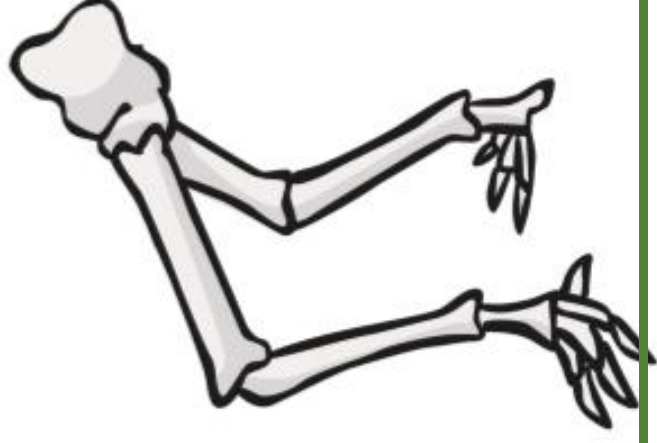
0 1 2 3 4 5 6 7 8 9

10 11 12 13 14 15

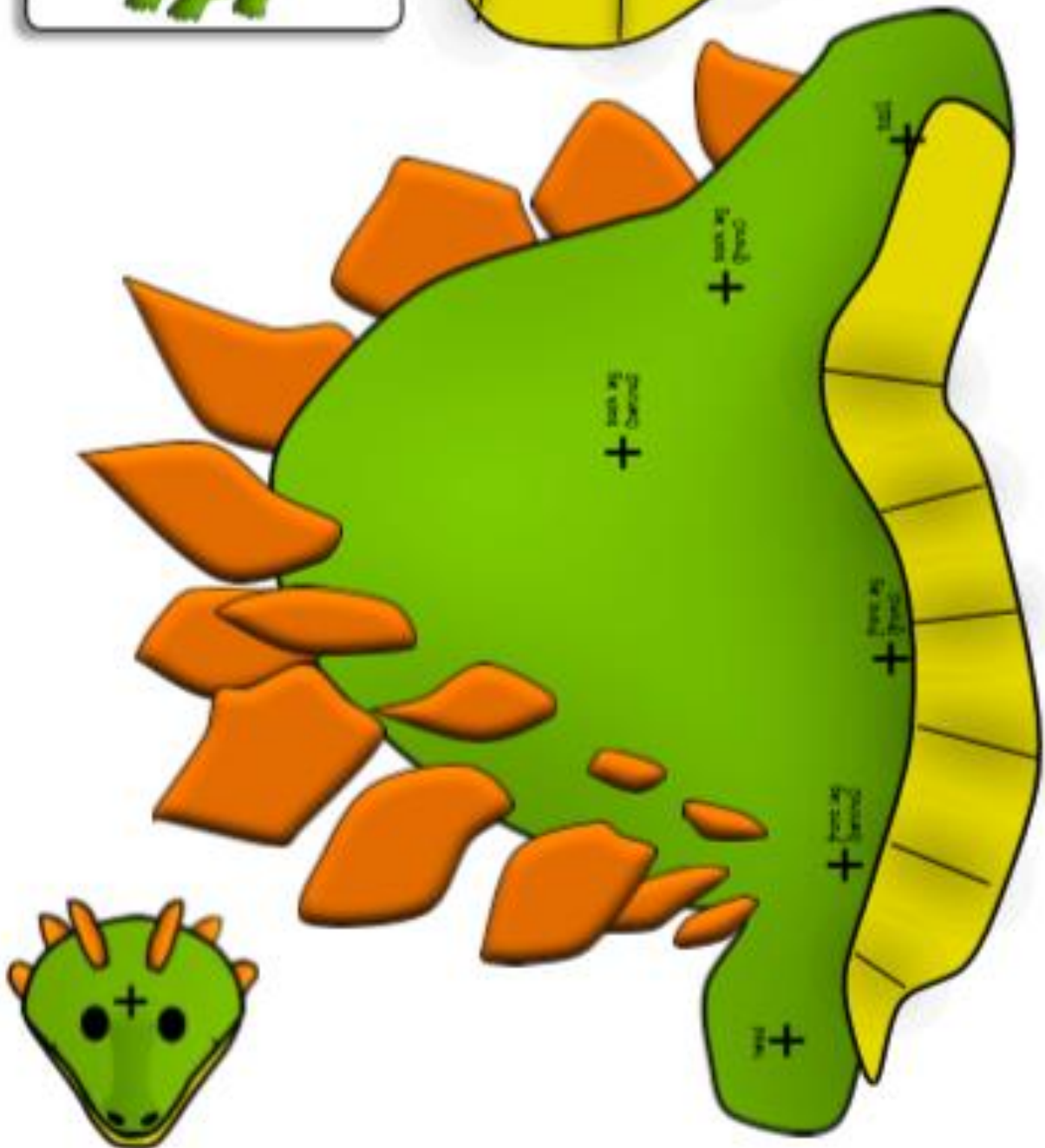
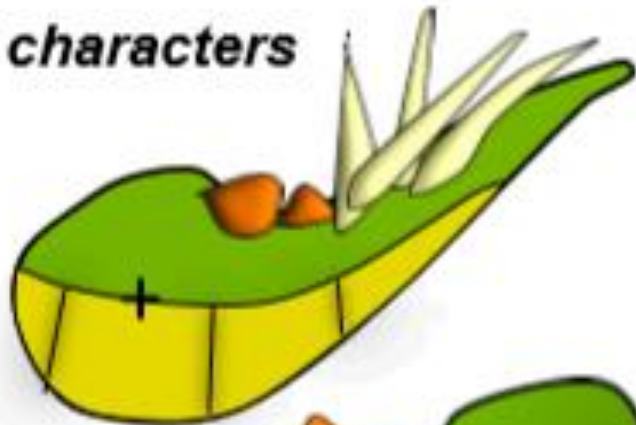
16 17 18 19 20

Dinosaur Skeleton Cut and Stick

Cut out all the parts of the dinosaur skeleton and stick them all together in the right place.



Split-pin dinosaur characters



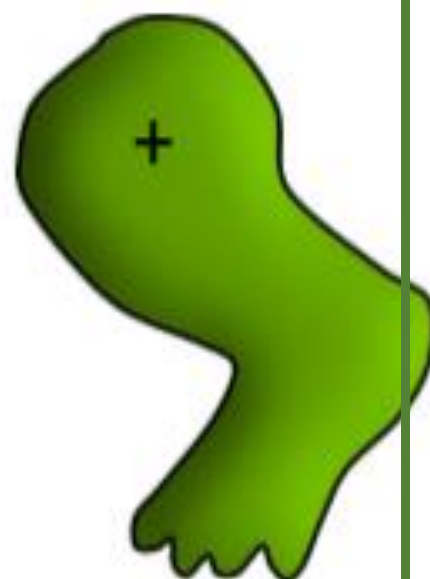
Split-pin dinosaur characters



front legs



back legs





DINOSAUR Pasta Skeletons

Why not have a go at making a Dinosaur Pasta Skeleton?
Or
Create your own mini dinosaur habitat?



Make Your Own Volcano Science Activity

You will need:

1. Washing up liquid
2. Vinegar
3. Plastic cup
4. Bicarbonate of soda
5. Red food colouring



You could build a paper mache volcano and put the cup inside it for extra effect!

Method:

1. Fill your cup just over half full with water, add 3 teaspoons of bicarbonate of soda and give it a good stir until most of the bicarbonate of soda dissolves.
2. Add two drops of red food colouring and a good squirt of washing up liquid into the cup and once again give it a stir.
3. Make sure your volcano is in the kitchen or outside (or somewhere you don't mind making a mess).
4. Quickly pour in just under a quarter of a cup of vinegar and enjoy your very own volcanic eruption!

Watch Nina and the Neurons to learn about Volcanoes

<https://www.bbc.co.uk/cbeebies/makes/nina-and-the-neurons-volcano?collection=science-activities>



Dinosaur Games



Guess the prehistoric creature

<https://www.bbc.co.uk/cbeebies/puzzles/andy-prehistoric-creature-quiz>

Andy's Dinosaur Adventure Game

<https://www.bbc.co.uk/cbeebies/games/andys-dinosaur-adventures-game>

Andy's Prehistoric Park

<https://www.bbc.co.uk/cbeebies/games/andys-prehistoric-park>

Dinosaur Discovery

<https://www.bbc.co.uk/bitesize/topics/zdp4382/articles/znc3y9q>

Check out the link below to join Andy learn some dinosaur raps!



<https://www.bbc.co.uk/cbeebies/watch/playlist-andys-dinosaur-raps?collection=have-fun-at-home>

Maths Games

Hit the Button – **doubles to 10**

<https://www.topmarks.co.uk/maths-games/hit-the-button>

Whack a mole

<https://www.ictgames.com/mobilePage/whackAMole/index.html>

Mucky Monsters

<https://www.ictgames.com/mobilePage/muckyMonsters/>

Doubles Archery

<https://www.ictgames.com/mobilePage/archeryDoubles/index.html>

Smoothie Maths

<https://www.ictgames.com/mobilePage/smoothie/index.html>

Literacy Games

Tell a T-Rex – **focus on ow, ur and oi**

<https://www.ictgames.com/mobilePage/tellATRex/index.html>

Dinosaur Eggs – High Frequency Words

<https://www.ictgames.com/mobilePage/dinosaurEggsHF/index.html>

Phonics Frog

<https://www.phonicsbloom.com/uk/game/phonics-frog?phase=3>

Sentences – Phase 3

<https://www.phonicsplay.co.uk/resources/phase/3/sentences-3>

Here are the flashcards for the phase 3 phonemes and tricky words taught so far....



ai

ee

ch

sh

igh

oa

th

ng



ar

ur

oo

or

we

me

be

was

you

they

he

she

all

are

my

her

