



HILL WEST *Primary* FOUR OAKS

Reception
Week Beginning 08.02.21



Home Learning Links

Oxford Owl

For a limited time, the Oxford reading scheme books we use to support your child's reading in school and at home are providing free access to selected books. All you need to do is click on the link below and register an email to get reading.

<https://home.oxfordowl.co.uk/books/free-ebooks/>

Phonics Play

This is a great resource that we use in school to support the teaching of phonics. They have a range of games for the children to complete where they will be applying their phonic knowledge.

Login jan21

Password home

<https://new.phonicsplay.co.uk/>

Oak National Academy

This website has been created by 40 teachers from some of the leading schools across England, backed by government grant funding. Here you can access all of our lessons. Either you can follow a set plan of lessons across a range of subjects, or you can access particular lessons in certain subjects.

<https://www.thenational.academy/online-classroom/reception#schedule>

Teach your monster to read

Create a monster and take it on an adventure through a magical world. Travel to exciting places, meet fun characters, play games and win prizes as your monster learns the first steps of reading. Minigames help children to develop speed and accuracy of letter recognition. Lots of blending, segmenting and tricky words. Read for purpose with magical little books. A great way to help your children with reading at home.

The website is free.

<https://www.teachyourmonstertoread.com/>

White rose maths

The White Rose Maths Team has prepared a series of five maths lessons for each year group. They add five more each week for the next few weeks. Every lesson comes with a short video showing you clearly and simply how to help your child to complete the activity successfully.

<https://whiterosemaths.com/homelearning/early-years/>

Letters and Sounds

Filmed phonics lessons that follow phases 2 to 5 of the Letters and Sounds programme for reception, year 1 and learning to blend. Parent guidance videos.

https://www.youtube.com/channel/UCP_FbjYUP_UtldV2K_-niWw

Numberblocks

We use the Numberblocks to support our teaching of Maths Mastery. Check out the website for clips to help support your child's maths development.

<https://www.bbc.co.uk/cbeebies/shows/numberblocks>

World Book Online

World Book online have just made their fabulous collection of over 3,000 e-books and audiobooks available for free for children to access at home. They have books suitable for all ages. Click on the following link to access them.

<https://worldbook.kitaboo.com/reader/worldbook/index.html?usertoken=Mjk5MzQ6MTpJUjA5MjAxNjoyOmNsaWVudDE2OTc6MTY5NzoyMjE2Mjg4OjE6MTU4NDM4MDEzMzA2Mjp1cw%3D%3D>

Read Works.org

Read Works offers access to 3000+ comprehension for all age groups. Just sign up for a free account to access fantastic texts.

<https://www.readworks.org/>

Beanstalk

Beanstalk website is packed with lots of interactive materials for children aged 1 to 6. They are offering free access to all families during the COVID-19 pandemic.

<https://beanstalk.co/>

Education Quizzes

A series of short quizzes for children to complete related to the National Curriculum subjects. Just select KS1 for Reception, Year 1 & Year 2 and select KS2 for Years 3-6.

<https://www.educationquizzes.com/ks1/>

Top Marks

A range of activities here but especially good interactive activities for maths.

<https://www.topmarks.co.uk/>

Key Question Week 6: Who is at the top of the beanstalk?**Key Text for Linked Learning: Jack and the Beanstalk**

Fee fi fo fum! Children will discover a giant pair of boots climbing up the beanstalk in the classroom. We will be discussing as a class who they may belong to. How would we know? They will develop their knowledge and understanding of what plants need to grow. Children will be making 'wanted' posters for the giant from the story. The children will be getting imaginative in creating their own magic beans. They will be encouraged to talk about what would be magic about them.

PSED: The children will be encouraged to look at the story from the perspective of the giant. How would you feel if somebody stole your belongings?

Communication and Language:

They will be working on listening and responding to ideas expressed by others in discussion about the story Jack and the Beanstalk.

Physical Development:

In PE, the children will be playing games where they will need to apply their newly learnt throwing and catching skills. There will be lots of teamwork going on. We will continue to focus on the formation of our letters and beginning to focus on the formation of capital letters.

Literacy:

In phonics this week, the children will be recapping the phase 3 phonemes taught so far – **qu, ch, sh, th, ng, ai, ee, igh, oa, ar**. The children will also be consolidating their learning of the phase 3 tricky words **he, she, me, be, we, was, they, you, my**.

The children will be looking at instructions this week. What are instructions? When do we use them? Throughout the week, the children will be reading and following simple instructions and they will build up to writing their own instructions for planting a bean.

Mathematics:

This week in Number, the children will continue adding two amounts. They will learn to recall number bonds to 10 e.g. $6+4=10$. We will be singing songs, using tens frames and our fingers to help us.

In Shape, Space and Measure, the children will be exploring measuring the height of objects and using the correct vocabulary e.g. tallest, shortest, taller, and shorter.

Understanding of the World:

Children will become familiar with the life cycle of a bean and the children will plant their own beans to take home. Children will be ordering their own experiences of the planting process. They will investigate what plants need to be able to grow well e.g. sunlight, water, soil etc.


Expressive Arts and Design:

Children will be creating their own beanstalks using junk modelling. They will also be exploring instruments to recreate the sound of the giant stomping. How can we make a louder sound?

Vocabulary:

The children will be exposed to this vocabulary this week. They will learn the meaning of these words too.

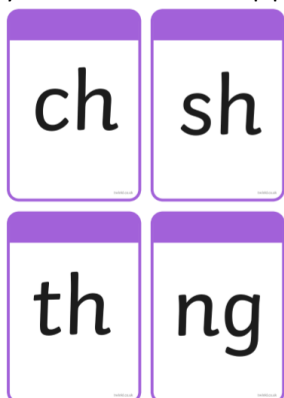
Light Root Nutrients Stem



<https://www.youtube.com/watch?v=oyYh43hxSts>

This week we will be recapping the Phase 3 phonemes taught so far.

Today we will be recapping...



RECEPTION

Daily lessons teaching children to read letters and begin to blend to read words

Letters and Sounds Lesson -

https://www.youtube.com/watch?v=bZ5XfHKJS_M&feature=youtu.be

Can you play pairs with these words? All you will need to do is cut them out, face them down and match words with the same digraph e.g. **fish** and **ship**.

Have a go at reading the word aloud. You can sound button the word if that helps.

| | | |
|------|-------|-------|
| bang | bath | shell |
| fish | chain | this |
| that | thing | shock |
| chat | ship | chip |

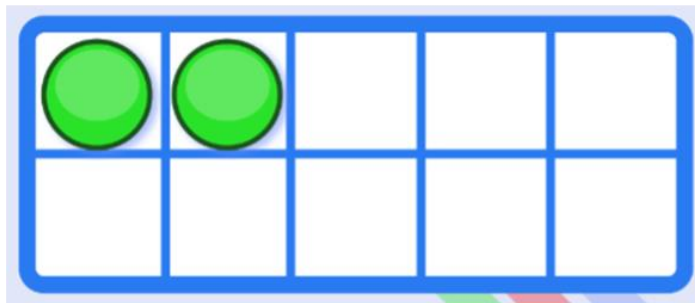
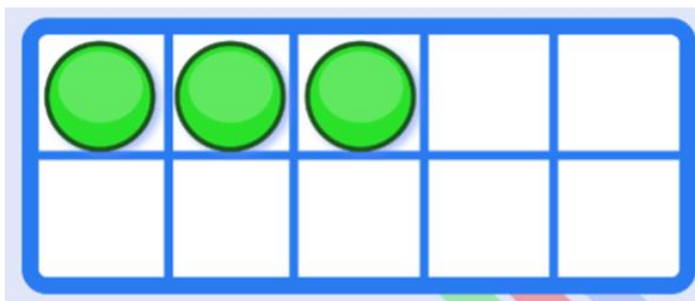
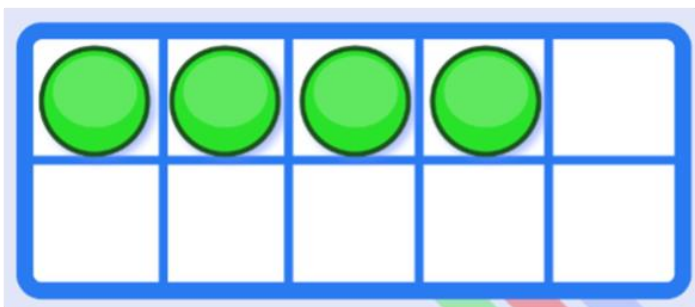
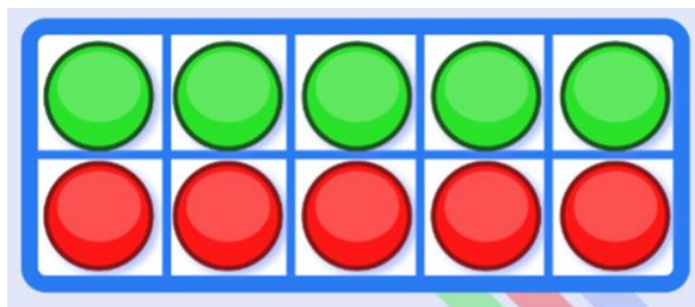
This week, we are going to be looking at **instructions**.
We will be following, giving, reading and writing **instructions**.

Miss Roberts is going to play a game of Simon says with you this morning.
You might want to play this game with an adult at home. Use the cards
below for some ideas.



Challenge

You may want to make your own set of Simon Says cards e.g. hop on one foot.



Number bonds to 10

Add red counters using a pen. Make sure you fill the tens frame with a counter in each square.

Then you will be able to say different ways to make 10!


Challenge:

Can you write a number sentence to represent each tens frame?

Explore Number bonds to 10 with this game

<https://ictgames.com/mobilePage/tenFrame/index.html>



This afternoon, we will be learning about what a plant needs to grow.



Name: _____

Plant Needs

Help Jack decide what a plant needs.
Cut and paste the items which a plant
needs to grow around the happy plant.



Cut and paste the items a
plant doesn't need beside the
unhappy plant.



toy



sun



Ice-cream



water




soil




air

Tomorrow, we will be planting our own beans! How exciting! In readiness for this, could you either decorate the castle below or make your own. This will need to be stuck onto the skewer that is in your bean planting kit.

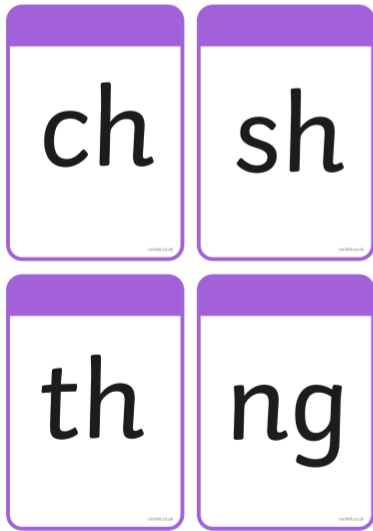


I wonder if your bean plant will grow all the way to your castle, like the one in this picture?





Today we will continue
recapping...



RECEPTION

Daily lessons teaching children to read
letters and begin to blend to read words

Letters and Sounds Lesson

https://www.youtube.com/watch?v=cSW5dx7h_CE

Today we would like you to cut out the pictures below and get an adult to hide them around the house.
Can you find them and write the word?



Can you use

You will need



1



2



3



4



5

Put **soil** in the
cup.

Put the cup in
the sunlight.

Get a cup and
bean.

Add a bit of
water.

Push the **bean**
into the **soil**.

Can you read these
instructions and
match to the
correct picture on
the previous page?

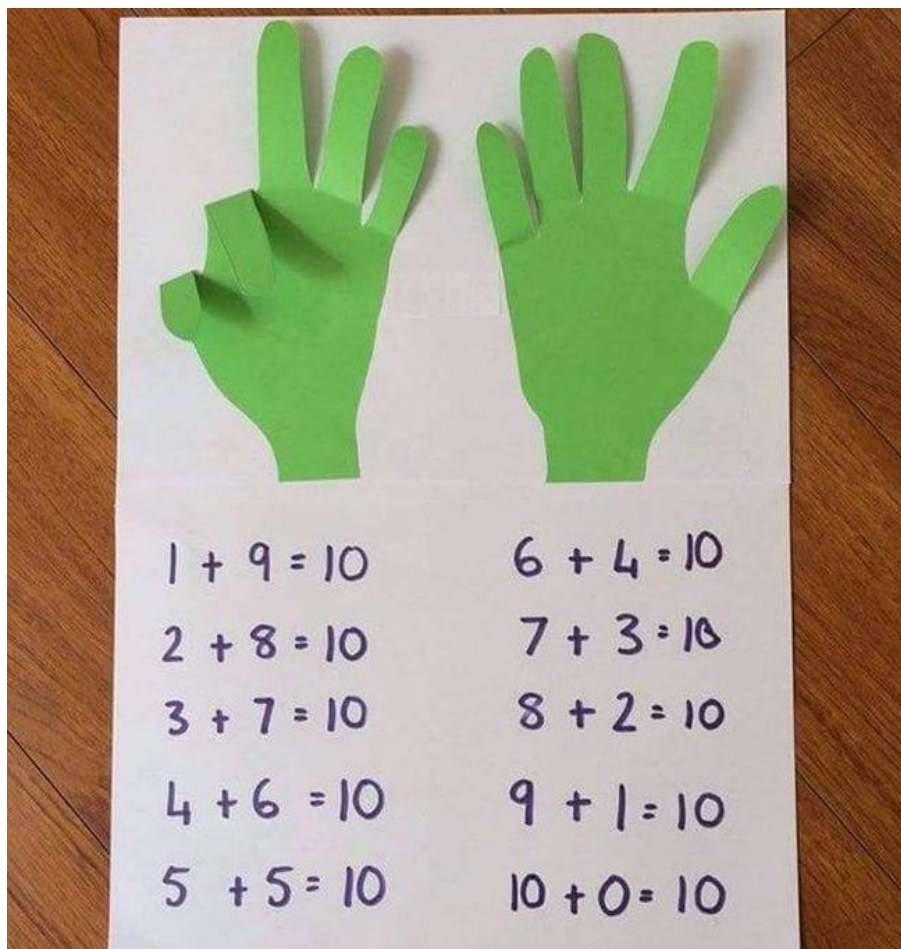
The words in **bold**
are very difficult
and you may need
some help from an
adult.

Today we are continuing to work on our number bonds to 10.

Listen to this song all about
Number bonds to 10

https://www.youtube.com/watch?v=UD_RUVLPvTY

Can you get an adult to help draw around both of your hands to help create paper hands (see picture below).
Then use this to help you find number bonds to 10.
How many can you find?

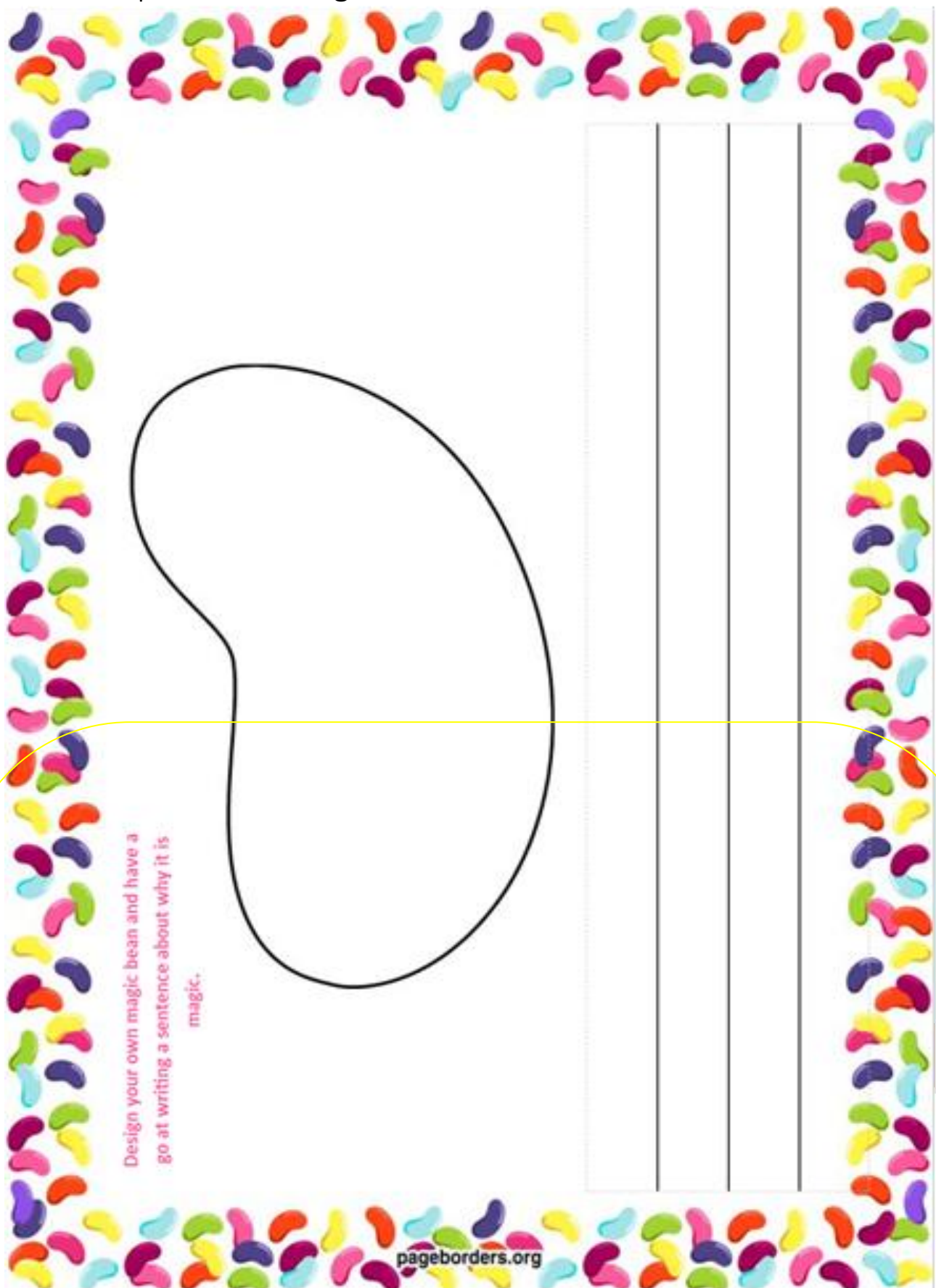


If you



could

have a magic beans, what would they do?
Complete and bring this to the afternoon Teams session!

have a magic beans, what would they do?
Complete and bring this to the afternoon Teams session!

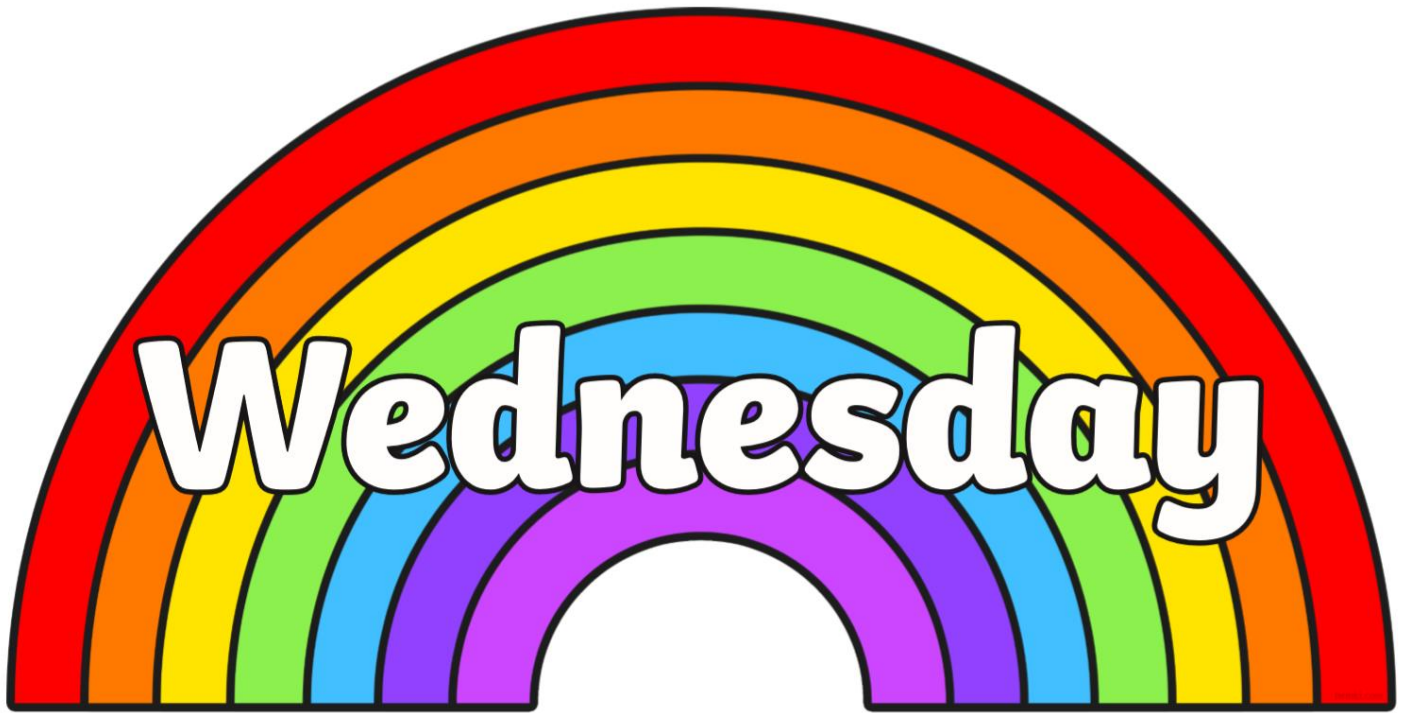


You may chose to draw a picture of a plant or use one of the images below for inspiration.



Try out this labelling the parts of a plant game

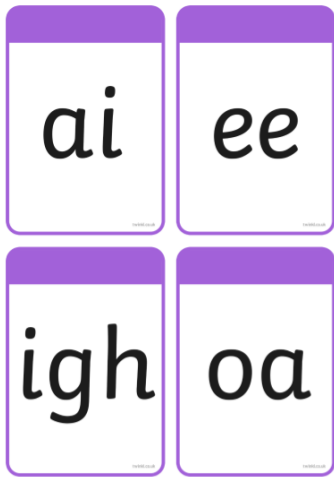
http://www.softschools.com/science/plants/plant_parts/



Today, we will be
recapping....

RECEPTION

Daily lessons teaching children to read
letters and begin to blend to read words



Can you match the word to the picture?



light

tail

rain

coat

fight

sheep

goat

During this month
Can you





Planting a Bean Instructions

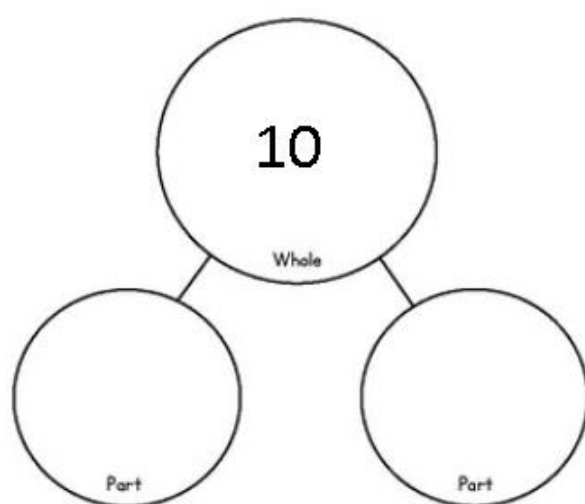
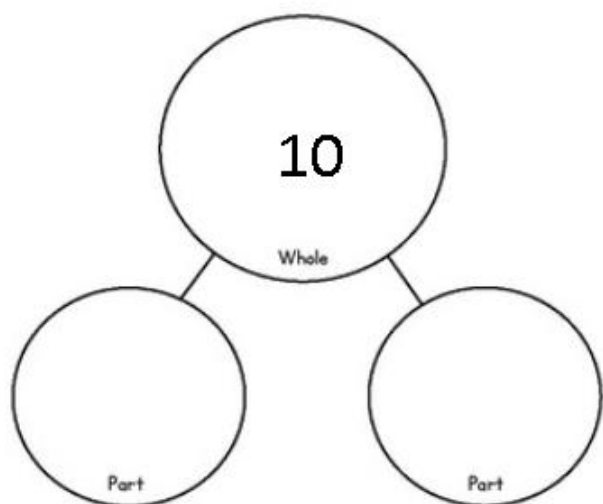
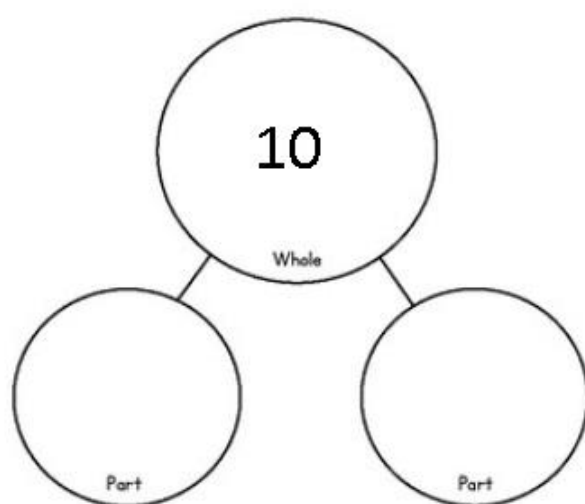
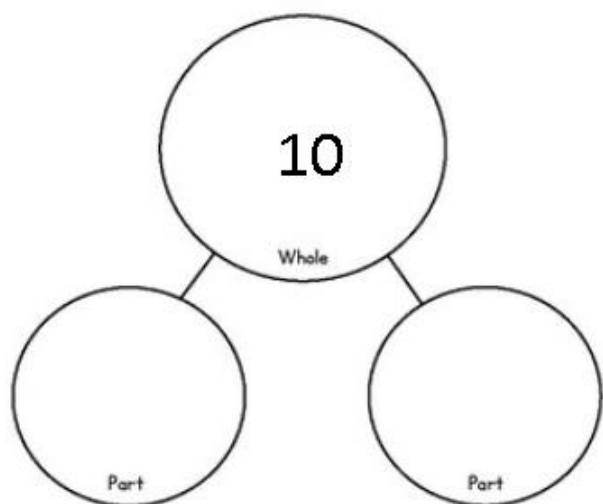
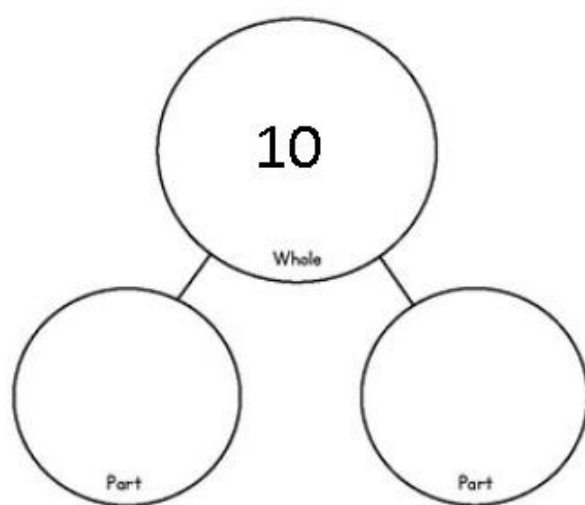
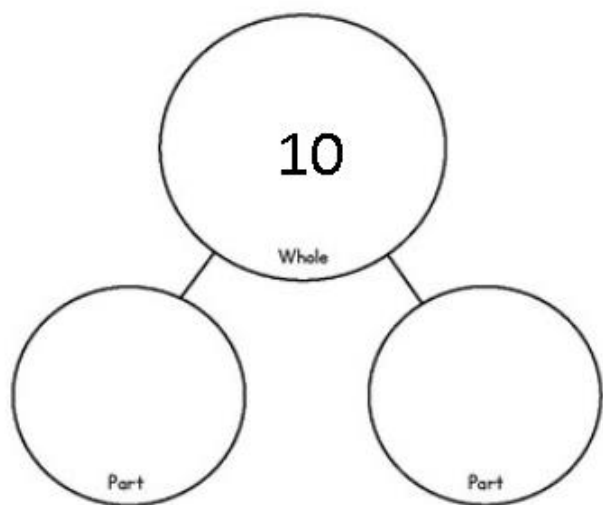




10





Can you find 6 different ways of making 10 using Part
Part Whole?





JACK and the BEANSTALK

Let's get creative!!!
Can you have a go at making one of these creations?





Can you gather some of your favourite toys and order them by height?

You might want to order the people who live in your house by height too?

Try out this Height game on the computer or tablet

[https://
www.topmarks.co.uk/
early-years/lets-compare](https://www.topmarks.co.uk/early-years/lets-compare)



Shortest

Tallest

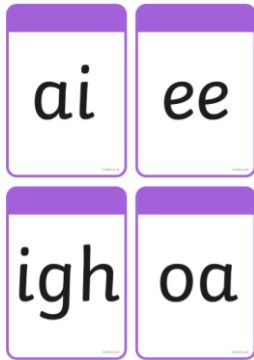
CHALLENGE

Can you use small objects (e.g. cubes, Lego bricks) to measure how tall something is?

**My cup is 6 cubes
tall**



Today we will continue
recapping...







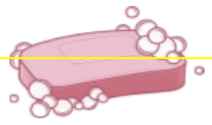
RECEPTION

Daily lessons teaching children to read
letters and begin to blend to read words

Letters and Sounds Lesson -


<https://www.youtube.com/watch?v=WO-GmKeYoUNU&feature=youtu.be>

Fill in the missing grapheme

| | | | |
|---|--|---|---|
| n | | t |  |
| t | | l |  |
| n | | l |  |
| s | | d |  |
| s | | p |  |

We will be r

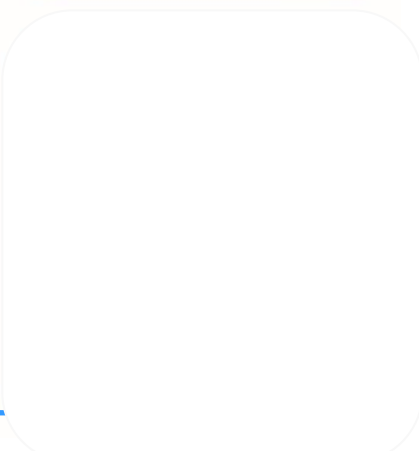
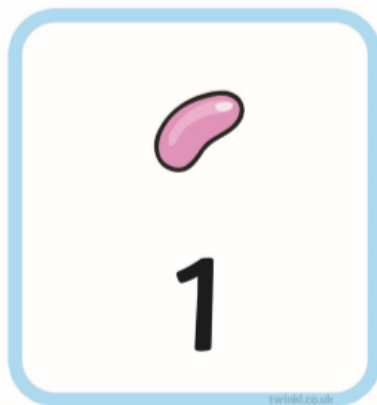

You will nee



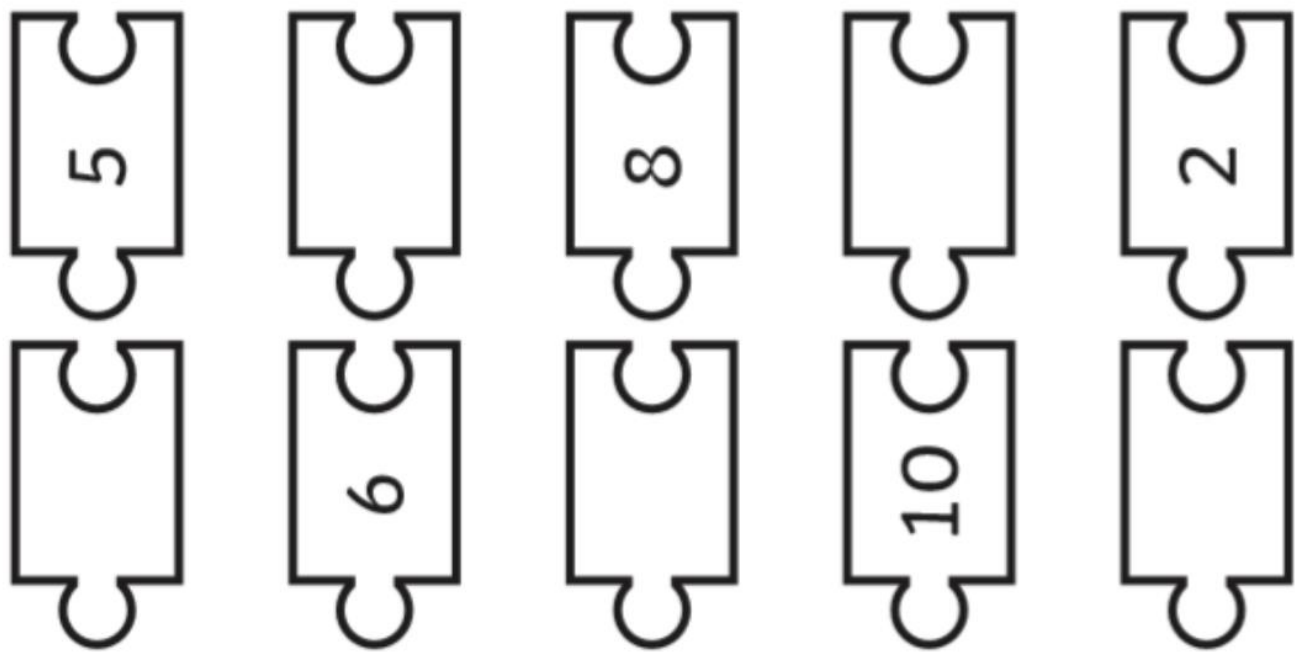
Use this strip, recycled card or a lollipop stick.



This afternoon we will be playing a game with our Number 10. Can you cut up these cards and bring to the session.

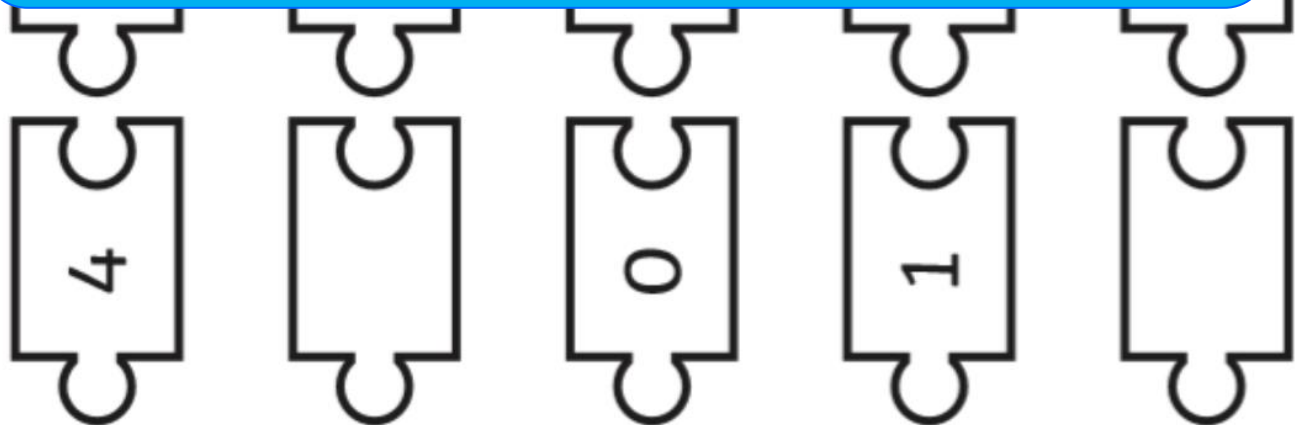


Can you write in the missing number to make each jigsaw pair add to 10?



Practise recalling your number bonds to 10 with this fun game below!

<https://www.topmarks.co.uk/maths-games/hit-the-button>



WANTED



| |
|--|
| |
| |
| |
| |
| |

Where did the story start?

What were the mean men called?

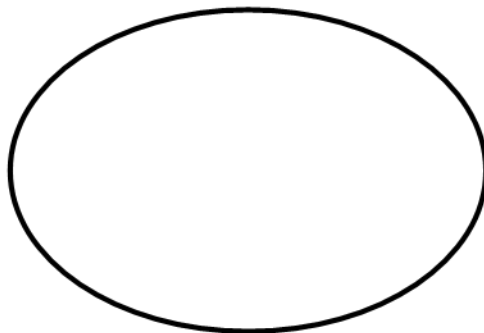
What did they want to steal?


What was their plan?

How was the problem solved?

How would you feel if someone tried to steal something that belonged to you?

Draw how you would feel





There will be no Teams meetings today. If you wish to, we have included a few Reading activities that can be completed.

Join in with the Tricky Word Dinosaur Rap

<https://www.youtube.com/watch?v=VzpAJVE0OW8&list=PLm2RM2K7CuCQIyJ1QjomvhkSBDvpG4PTi>

<https://www.youtube.com/watch?v=3rLMQ-ZcVSU>



Today we are going to recap all of the Phase 3 tricky words taught so far.



Can you write the tricky words below on pieces of paper and then play a game of splat the word?

we

me

he

be

was

she

you

they

my

Can you co

| | |
|---|---|
| Complete 2 lessons on Reading Eggs | Go on a phoneme hunt around the house. Can you spot any hiding anywhere? |
| Read the silly questions on the next page. | Play buried treasure https://www.phonicsplay.co.uk/resources/phase/2/buried-treasure |
| How many graphemes can you read in a minute? https://www.phonicsplay.co.uk/resources/phase/2/flashcards-time-challenge | Read a story in a tent |
| Play a game of snap with Tricky Words | Sing the tricky word song at home https://www.youtube.com/watch?v=R087lYrRpgY&t=19s |

Will a ship sail
on a road?

Are fish and chips food?

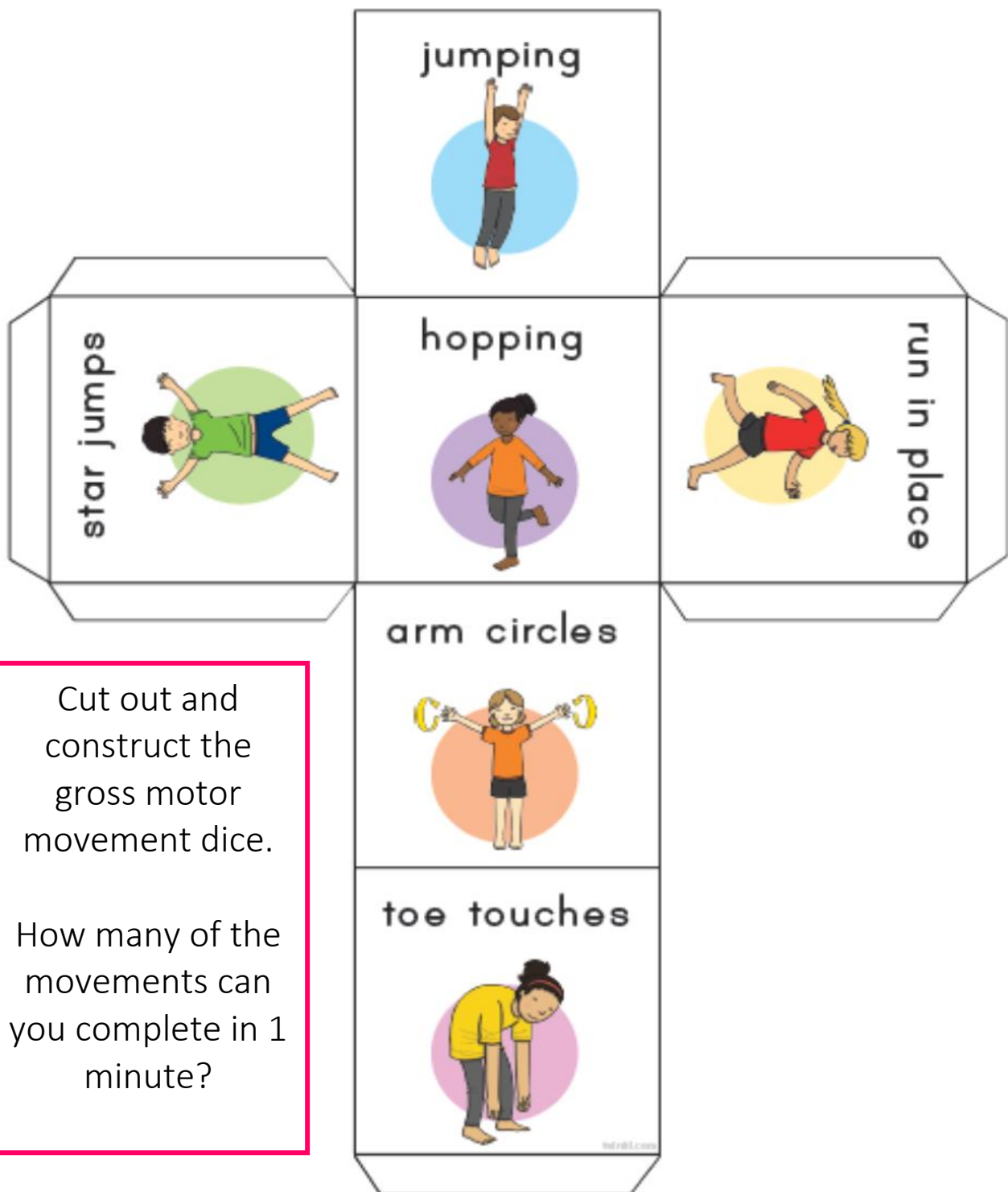
Will all shops sell nails?

Is it dark at night?

Are the teeth of sharks sharp?

Can a boat sail?

https://www.youtube.com/watch?v=SKC_Lgvukv0



Cut out and construct the gross motor movement dice.

How many of the movements can you complete in 1 minute?

Here are links to range of e-books and live readings

Access to free E-books

1. **Storyline.** An array of free e-books being read aloud to children by famous people along with related activities for teachers and parents.
Click here: [Storyline Online](#)

2. **Virtual School Library.** Oak National Academy and the National Literacy Trust have come together to provide the Virtual School Library to keep children reading during lockdown. Every week, a popular children's author will become their 'Author of the Week' and provide a free book or audiobook and exclusive videos and activities aimed at Primary school children.

Click here: [Virtual School Library | Oak Academy \(thenational.academy\)](#)

3. **The Open University.** Access to ten free digital books on the OU Reading for Pleasure website.

Click here: [Top Ten Digital Books.pdf \(researchrichpedagogies.org\)](#)

4. **Anthony Horowitz.** A couple of short stories written by Antony Horowitz.

Click here: [Extras - Anthony Horowitz | Author | Alex Rider | Sherlock Holmes | James Bond](#)

5. **Audible.** Audible is offering free access to children's audiobooks whilst schools are closed. There is a range, in six different languages, which can be streamed to a phone, tablet, laptop or computer for children (and you) to listen to.

Click here: [Audible Stories: Free Audiobooks for Kids | Audible.com](#)

6. **David Walliams.** Listen to David Walliams reading chapters of his book, The Boy in the Dress, aloud, with new chapters released periodically.

Click here: [Audio Elevenses with The World of David Walliams - The World of David Walliams](#)

7. **The Reading Realm.** The Reading Realm has daily activities based on books which they are providing online.

Click here: [The Reading Realm Home | The Reading Realm](#)

8. **International Children's Digital Library.** IDCL has a range of online books in a range of different languages.

Click here: [ICDL - International Children's Digital Library \(childrenslibrary.org\)](#)







9. **Oxford Owl:** Oxford University Press have put together a range of free advice and activities to support with home reading. [Oxford Owl for Home: help your child learn at home | Oxford Owl](#). This includes access to a library of free ebooks.




Click here: [Free eBook library – practise reading with phonics eBooks | Oxford Owl](#)

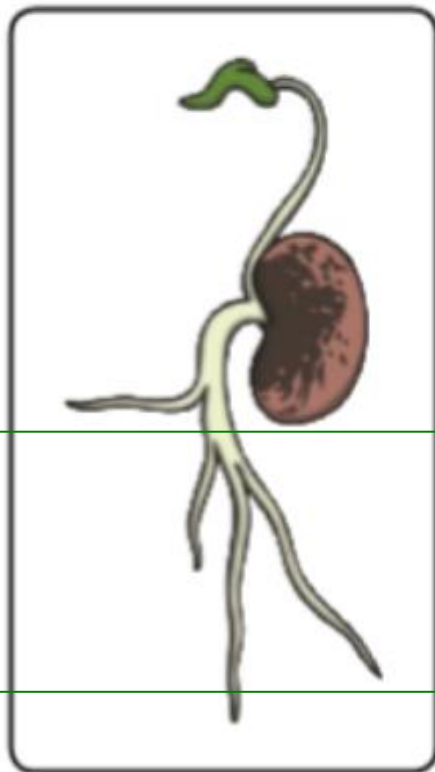
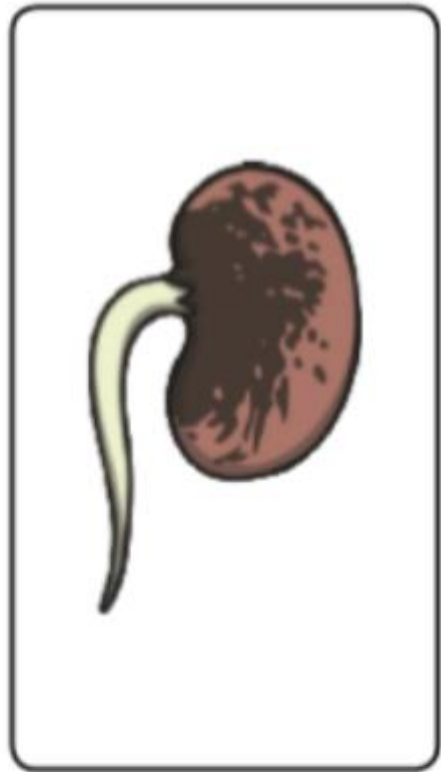
10. **The Books Trust.** The Book Trust has top tips and lots of information about books, including a Book Finder tool and advice about which book your child might like based on the books he/she has enjoyed so far. There is a new Home Time section with online books, videos, quizzes, illustrator workshops, competitions and activities.
Click here: [Have some fun | BookTrust](#)
11. **Researchify.** Classic children's books in audio, PDF and Word formats.
Click here: [Free Children's Books & Audiobooks \(researchify.co.uk\)](#)
12. **Poetry by Heart.** A wide selection of poetry covering different topics.
Click here: [Poetry By Heart](#)
13. **Centre for Literacy in Primary Education.** CLPE has lots of free resources, including poems and videos of poets reading their poems. You need to register to access some of their site, but it is free to do so.
Click here: [Other Poetry Teaching Sequences \(clpe.org.uk\)](#)
14. **Get Epic.** Get Epic offers 30 days free access to lots of nonfiction books which you can read online. Some are also audio books which you and your child can listen to.
Click here: [Epic | The Leading Digital Library for Kids | Unlimited Access to 40,000 of the Best Children's Books & Learning Videos \(getepic.com\)](#)
15. **BBC Bitesize.** BBC Bitesize has plenty of reading activities, and there's lots of stories to listen to on CBeebies.
Click here: [Primary Homework Help | Online Games For Kids - BBC Bitesize](#)
16. **Julia Donaldson and Axel Scheffler Home Learning Packs.** Free activity packs for 3-7 year olds to complete as you read the books.
Click here: [FREE Julia Donaldson and Axel Scheffler Home Learning Packs - Scholastic](#)
17. **Storytime.** The Story Time YouTube channel is growing every day and features teachers and trainee teachers reading books.
Click here: <https://www.youtube.com/channel/UCNuTTSSqRgRE4LU-i-GSUIQ>



Can you put the pictures in the right order?







Follow the lin

<https://clas>






Here are son
lear







2 of 2

qu

<https://www.youtube.com/watch?v=JpyASJYqIKs>


| | |
|-----|---|
| ch | https://www.youtube.com/watch?v=mGSFG37LewA |
| sh | https://www.youtube.com/watch?v=7gBsGxhdt2E |
| th | https://www.youtube.com/watch?v=7f74GArsWis |
| ng | https://www.youtube.com/watch?v=Nrjb0rler5M |
| ai | https://www.youtube.com/watch?v=JDzpV3jFefs |
| ee | https://www.youtube.com/watch?v=du3incCU6Xc |
| igh | https://www.youtube.com/results?search_query=igh+words |
| oa | https://www.youtube.com/watch?v=M8nGaspuWAQ |
| ar | https://www.youtube.com/watch?v=ILFON8qBZsE |

| | | |
|---|---|---|
|  |  |  |
| | | |
|  |  | 3 |
| | | |

| | | |
|---|---|---|
|  |  |  |
| | | |
|  |  |  |
| | | |

Read the sentences and add the information

The toad sat on a log.
._._



I can look at **my** book
._._
at night.
._ . _._.



Look at **my** red raincoat.
._._



I had **to** wait in **the** rain for
._._
the coach.
._._



| | | | | |
|-----|------|------|------|------|
| was | she | my | they | you |
| he | they | me | he | was |
| me | was | they | me | my |
| my | she | you | was | you |
| he | they | she | she | they |
| | | | | |
| you | me | my | me | was |

Colour in the tricky words
using the code below

me - red

he - blue

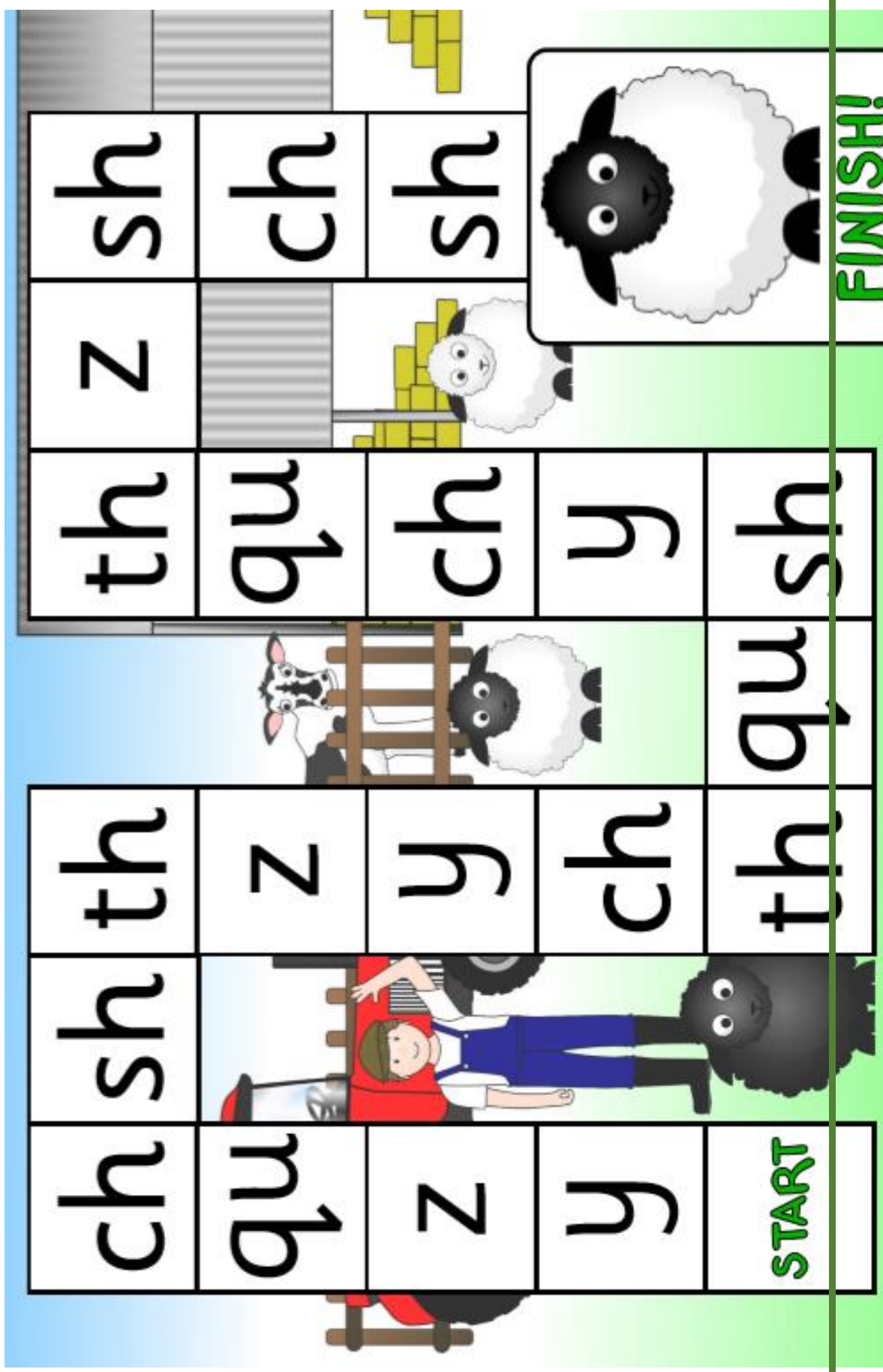
she- green

was - pink

my - orange

they - yellow

you - purple



A

B

C

D

E

F

G

H

I

J

K

L

M

N

O

P

Q

R

S

T

U

V

W

X

Y

Z

We have upl

| | | | |
|----------|---|---|---|
| A | c | a | |
| B | v | n | |
| C | a | w | |
| D | d | l | |
| E | b | m | |
| F | e | o | |
| G | h | g | |
| H | v | a | |
| I | c | a | |
| J | t | y | |
| K | k | x | |
| L | o | l | |
| M | b | m | |
| N | u | j | m |
| O | h | g | o |
| P | p | t | r |
| Q | q | a | t |
| R | w | r | u |
| S | s | t | r |
| T | g | l | q |
| U | t | u | k |
| V | u | j | v |
| W | x | p | o |
| X | y | x | r |
| Y | w | p | t |
| Z | z | r | u |

Who are the main characters?

Can you write sentence describing them?



Can you write instructions for how to brush your teeth? You can use the template below.

How To Brush Your Teeth

First

Next

Then

Last



Can you have a go at cutting
out and ordering the
beanstalks from shortest to
tallest?




B

Which beanstalk is the tallest? _____
Which beanstalk is the shortest? _____

Can you help me measure how
tall my beanstalks are using an
item such as cubes, pasta or
Lego?

A



C



D





Here is a template that you may want to use to explore
number bonds to 10

| | |
|--|--|
| | |
| | |
| | |
| | |
| | |
| | |

Valentine's Day Number Bonds to 10

Can you find the missing number bond to complete the heart?

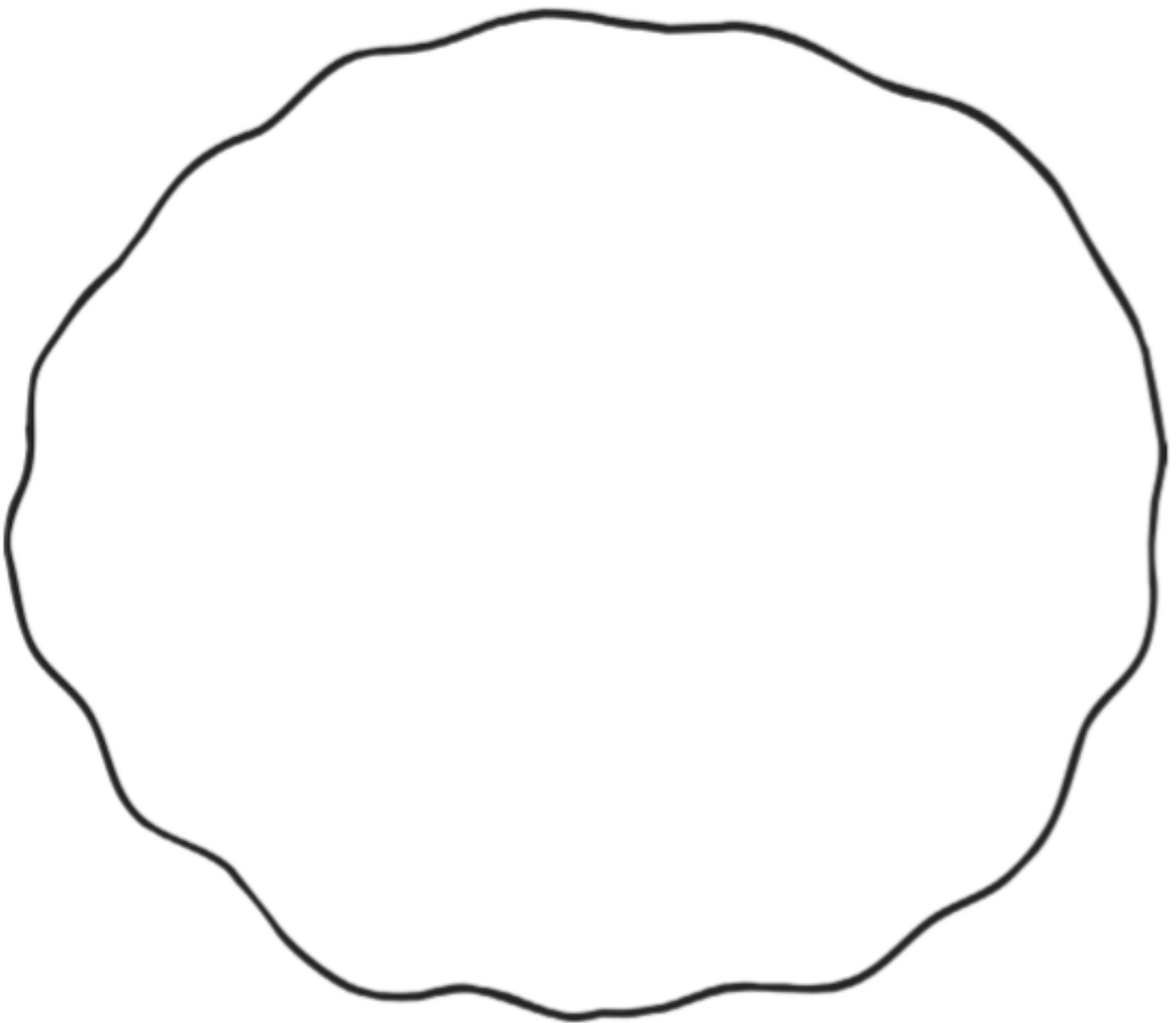


It is Pancake Day next week! Yummy!

Listen to the story 'Mr Wolf's Pancakes'

<https://www.youtube.com/watch?v=CXQDiqHp-xM>

Could you draw your dream pancake below and write a list of ingredients you would need to make it?





Please continue to access Reading Eggs daily! Have you been having fun on it? You can keep track by colouring in the eggs in your reading diary!

Maths Games

Hit the Button

<https://www.topmarks.co.uk/maths-games/hit-the-button>

Save the Whale – Number bonds to 10

<http://www.ictgames.com/saveTheWhale/index.html>

Funny Fingers – adding to 10

<http://www.ictgames.com/mobilePage/funnyFingers/>

Pop and Drop – adding to 10 (your child may want to use counters to support)

http://www.ictgames.com/mobilePage/pop_n_drop/

Chinese New Year Ordering

<https://www.topmarks.co.uk/ordering-and-sequencing/chinese-dragon-ordering>

Literacy Games

Phonics Frog

<https://www.phonicsbloom.com/uk/game/phonics-frog?phase=3>

Alien Escape

<https://www.phonicsbloom.com/uk/game/alien-escape?phase=3>

Help a Hedgehog

<https://www.ictgames.com/mobilePage/helpAHedgehog/index.html>

Sky Writer – Letter formation

<http://www.ictgames.com/mobilePage/skyWriter/index.html>

Here are the flashcards for the phase 3 phonemes and tricky words taught so far....



ar

ai

ee

ch

sh

igh

oa

th

ng

he

she

we

me

be

was

you

they

my