



HILL WEST *Primary*

FOUR OAKS

Home Learning Pack

Year 1

Week Beginning 01.03.21



Home Learning Links

Oak National Academy

Oak National Academy is an online classroom and resource hub. It provides high-quality video lessons and resources to support teachers, parents and pupils.

www.thenational.academy

BBC Bitesize

With BBC Bitesize it is easy to keep learning at home. You can access regular daily lessons in English, maths and other core subjects.

<https://www.bbc.co.uk/bitesize>

Phonics English Hubs

Online phonics lessons for the Letters and Sounds phonics programme.

<https://www.wandleenglishhub.org.uk/lettersandsounds>

World Book Online

World Book online have just made their fabulous collection of over 3,000 e-books and audiobooks available for free for children to access at home. They have books suitable for all ages. Click on the following link to access them.

<https://worldbook.kitaboo.com/reader/worldbook/index.html?usertoken=Mjk5MzQ6MTpJUjA5MjAxNjoyOmNsaWVudDE2OTc6MTY5NzoyMjE2Mjg4OjE6MTU4NDM4MDEzMzA2Mjp1cw%3D%3D>

Read Works.org

Read Works offers access to 3000+ comprehension for all age groups. Just sign up for a free account to access fantastic texts.

<https://www.readworks.org/>

Beanstalk

Beanstalk website is packed with lots of interactive materials for children aged 1 to 6. They are offering free access to all families during the COVID-19 pandemic.

<https://beanstalk.co/>

Tutortastic

An online platform with tutorials and videos for home learning.

<https://www.tutortastic.co.uk/blog/homelearning>

Education Quizzes

A series of short quizzes for children to complete related to the National Curriculum subjects. Just select KS1 for Reception, Year 1 & Year 2 and select KS2 for Years 3-6.

<https://www.educationquizzes.com/ks1/>

Top Marks

A range of activities here but especially good interactive activities for maths.

<https://www.topmarks.co.uk/>

Classroom Secrets

Classroom Secrets Kids is offering free access to everyone until the end of April 2020. The platform is aimed at primary aged children and covers subjects such as maths, reading, grammar and spelling. The platform is really child-friendly so that they're able to access it on their own. There are a load of games and interactive activities from phonics to SATs
<https://kids.classroomsecrets.co.uk/>

National Geographic

National Geographic is a great platform for learning and it's totally free. There are online games, resources and competitions, too.

<https://www.natgeokids.com/uk/teacher-category/primary-resources/>

Reading Eggs

NOTICES FOR PARENTS

--

Teams Timetable		
Monday	English, History and Phonics	Maths, Geography and Art
Tuesday	English, Science and Phonics	Maths, Art and PDW
Wednesday	English, History and Phonics	Maths, PE, and Reading
Thursday	English, Science and Phonics	Maths, Art and Computing
Friday	English, Maths and Music	Retrieval Quiz and Spellings

Key Question Week 8: Are baked beans art?
Key Text for Linked Learning: Visual literacy Wall-E
Linked Learning: English, Art & Computing
After their introduction to Pop Art last week children will look at more examples of Pop Art and study some of Andy Warhol's work. They will begin to express their opinions and preferences. Children will plan, design and begin to make their own colourful Pop Art inspired Wall-E portrait. Prior to creating their own work children will collect and store digital content from the web to create their own inspiration mood boards. Building on from new vocabulary last week children will write speech to convey Wall-e's emotions, looking at use of punctuation and 'ed' words. Children will orally plan their ideas and then check their writing after to ensure it is has all the features of super writing in year 1.
Maths: Children will understand the term 'capacity'; Compare different capacities by direct comparison; Estimate, measure and compare capacities using uniform non-standard units; Present data in pictograms and block graphs and answer questions about them.
Science: Children will demonstrate understanding of how the length of day varies. (linked to seasons)
Geography: Children can locate the UK on a world map.
History: Children will think of their own way to organise their ideas to show how technology has changed over time. (sequence phones)
Computing: See above
Music: Listen and Appraise – Children will listen to Livin' La Vida Loca by Ricky Martin. Children will appraise these songs by answering these questions • Do you like the song? • What can you hear? • What is the style of this music? • How is the song put together? Children will then compare this song to the one from last week Round And Round by Joanna Mangona.
Art / Design Technology: See above
PDW / R.E: With the rights of the child in mind children will learn that they are entitled to be happy, healthy, safe, warm, loved, well fed and listened to.
P.E: We will be making dance routine inspired by technology. We will be exploring different ways to travel to enhance our dance routines.

Monday AM

English

Match the root words to the suffix ending in -ed.

play	lick	paint	watch
start	work	ask	reach
yell	pull	mix	need

licked	watched	played	painted
reached	asked	worked	started
pulled	yelled	needed	mixed

Can you complete these sentences? Which is needed for the sentences to make sense?

wish / wished

Flo _____ she had a cat.



talk / talked

Sam likes to _____ to Bev.



Once you have matched all the root words and suffixes together, can you put the suffixes ending in -ed into sentences.

History AM

Last week we were looking at how technology has changed, today we are going to look specifically at mobile phones.

Can you order these phones from the oldest to the newest?

Oldest			Newest		

Where would your Mom and Dad's/ Grandparents/ cousins etc be placed on the table?



Once completed, why have you ordered them that way?

What differences have you spotted or researched?


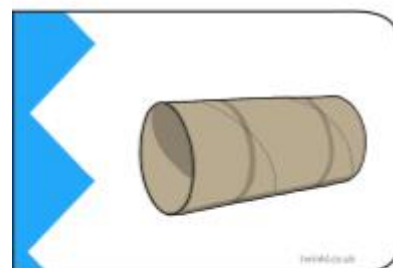

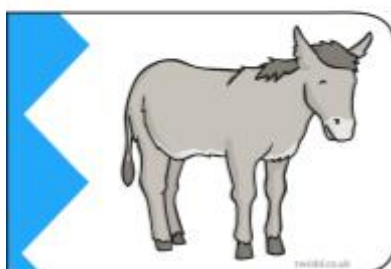
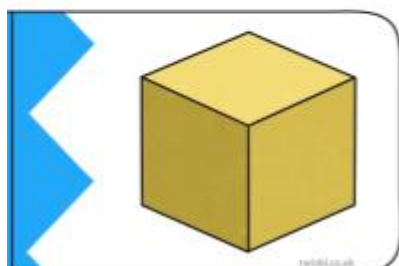
How have mobile phones changed; what can you do on a mobile phone you couldn't 10/20 years ago?

Phonics AM

u-e split digraph

Match the pictures to the correct words on the next page.

Once completed can you sort them into you and oo.



flumes

prune

June

mule

tunes

cube

tube

rude

flute

huge

Monday PM
Maths - Capacity

What is capacity?

Can you use the words in the box to label the following bottles?

full	nearly full	empty	nearly empty	half full
------	-------------	-------	--------------	-----------











Now it's your turn to have a go at measuring different capacities.
Take a photo or record yourself.

Objects to measure	What to measure	Tick when completed
Cup Mug Jug Vase Water bottle	half full	
	full	
	half empty	
	nearly full	
	empty	

Challenge -

Do you know what different units of measure capacity can be measured in?

<https://www.bbc.co.uk/teach/skillswise/capacity/zdhm92p>


Geography PM - Locating the United Kingdom (UK)

Last week, we explored the Capital city of England (London) which is part of the United Kingdom but can you locate the UK on a world map?

Once completed, can you remember what colours land and sea are on a map - colour the map to show.



Andy Warhol - Giving your opinion

[illegible]

Using Andy Warhol's Pop Art designs, can you complete this design in your own style?

Think about the colours you would use, remember the contrasting colours that Andy Warhol used.



Andy Warhol




Tuesday AM

English

You are going to fill in the blanks and make your own sentences using these past tense words with the suffix ending -ed.

You can cut and added the words to the sentence, you can write the words into the blank spaces and then you need to write the sentences you have come up with.


Wall-e at.....



Eve at.....

smiled	grinned
frowned	laughed
huffed	sniffed
winked	waved
blinked	pointed

spring



summer




Spring Hunt Checklist



autumn



winter



Using your knowledge of the four seasons, can you compare autumn, summer and winter to spring. You can display this however you wish; poster, video, PowerPoint, word document, colouring etc.







Daffodil Origami Craft Instructions



Phonics AM

Pick a bingo card and lets play (only one though cheeky)







 bone	 gate	 Eve
 delete	 rope	 spade

 five	 rose	 face
 case	 bone	 dice

 mice	 cage	 dice
 bike	 crane	 rose

 cake	 nose	 crane
 fire	 mole	 hose

 case	 cake	 gate
 mice	 face	 delete

 bike	 five	 rope
 spade	 fire	 mole

Tuesday PM

Maths - Capacity vocabulary





Yesterday, we looked at the different vocabulary linked to capacity or measure of liquid in a container. Today we want you to sort these different capacity photos to the correct vocabulary column

full	half-full	empty

Art PM


Using your knowledge of Andy Warhol art, also known as Pop Art, you are going to create your own pop art piece for Wall-e; painting, colouring, on a computer and any other creative ways you can think of.



PDW PM

Human Right - Rights Respecting

Having watched the videos on the PowerPoint on Human Rights and Our rights. Look at the photos below what rights are they showing....






Wednesday AM





English

Using our knowledge of the suffix ending -ed.

Can you write sentences for each one using the word bank?

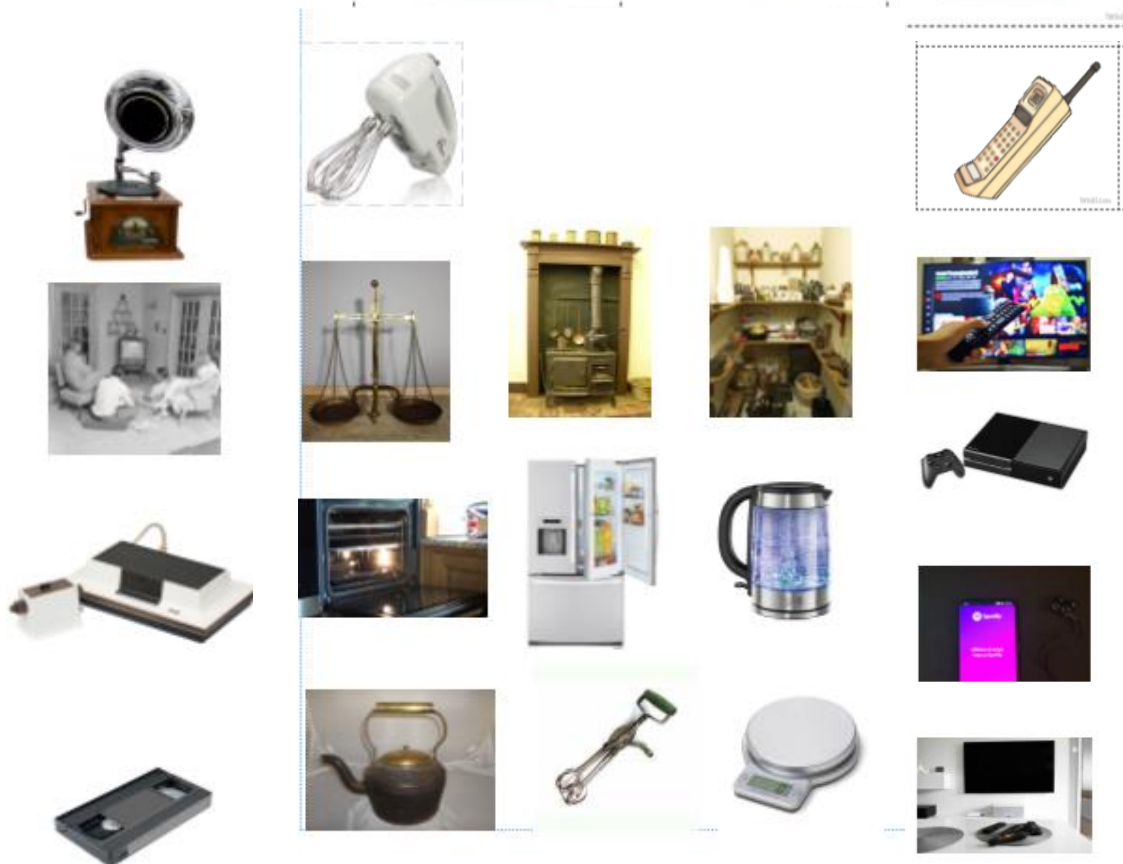
Sentence checklist <input checked="" type="checkbox"/>				
Capital letter A B C D E F G H I J K L M N O P Q R S T U V W X Y Z <input type="checkbox"/>	Finger spaces  <input type="checkbox"/>	Good letter formation  <input type="checkbox"/>	and  <input type="checkbox"/>	Punctuation . ? ! <input type="checkbox"/>

pointed	scanned	looked
bumped	bounced	

	<hr/> <hr/> <hr/> <hr/> <hr/>
	<hr/> <hr/> <hr/> <hr/> <hr/>
	<hr/> <hr/> <hr/> <hr/> <hr/>
	<hr/> <hr/> <hr/> <hr/> <hr/>
	<hr/> <hr/> <hr/> <hr/> <hr/>

History AM

Before today we have been sorting the objects into past and present, and chronological order but today you are going to come up with your own categories for sorting these items.



Phonics AM

Split digraphs Checker

Go across the lines - how many can you do in 2 minutes?



a - e	e - e	i - e	o - e	u - e
came	these	like	bone	June
made	Pete	time	pole	flute
make	Eve	pine	home	prune
take	Steve	ripe	alone	rude
game	even	shine	those	rule
race	theme	slide	stone	huge
same	gene	prize	woke	cube
snake	scene	nice	note	tube
amaze	complete	invite	explode	use
escape	extreme	inside	envelope	computer

Maths PM

First complete the sheet to help with understanding the unit of non- standard measure.

Then it's your turn...

Finding Volume and Capacity

Measure.


Each  is 1 unit.

(a)




The capacity of the glass bowl is about units.

(b)




The capacity of the plastic bottle is about units.

(c)



The capacity of the bucket is about units.

Using non-standard measure of a cup (any shape or size you have at home) you are going to measure different container around your house, but first you are going to estimate how many cups your container will take to fill.

Object	Estimate	Measurement in Cups
Mug 	I think it will hold 3 cups.	The mug held 2 cups of water.

Challenge
Which had the greatest capacity? Why?

Which had the smallest capacity? Why?

Zoom to the Moon

I am in a rush to get to the Moon.

I zoom up into the night.


The stars are my light.

My ship hits the rock with a thud.

I hop down and look near and far.

It is too dark on the Moon.

I zoom back to my bed.



Read Together Quick Questions



1. What does the author see on the way to the way to the Moon? Tick one.

☐ planets
☐ stars
☐ rockets



2. Where does the text end? Tick one.

☐ on the Moon
☐ in bed
☐ in the rocket ship



3. Which word describes the way the ship hits the Moon? Tick one.

☐ bang
☐ bash
☐ thud



4. Do you think that the author liked being on the Moon?

Free Snot Broth

Do you like to tuck into food that is full of gunk and dirt?

Do you think that frog teeth are tempting for brunch?

Good!

My fresh snack bar sells horrid things to munch on that are perfect for a peckish witch or goblin.

Visit now and you will get a free dish of snot broth with all orders!



Read Together Quick Questions




1. What would you get for free if you visited the snack bar now?



2. ... **perfect for a peckish witch or goblin.**
What do you think the word **peckish** means?



3. How would you feel if you had to eat at this snack bar? Why?



4. What is the last thing that you find out about in this text?


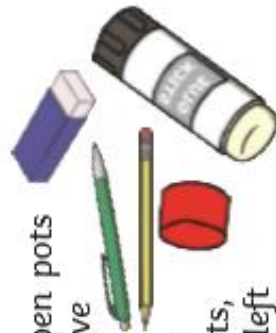
Clean the Classroom

We must clean our classroom so that it is neat and well kept.

First, we will check that all of the glue sticks have a lid on them so that they do not go hard and crisp.

Then, we will clear out our pen pots to check that they do not have bits of rubbish in them.

Last, we will check our trays and take home all of the sheets, books and toys that we have left in there.



Read Together Quick Questions



1. Find and copy one word or phrase that means the same as 'tidy'.



2. What might the author find in the pen pots? Tick one.

- ☐ crisps
☐ bits of rubbish
☐ sheets and books



3. Number these tasks from 1-3 to show the order that the author does them in.

- ☐ clearing out the pen pots
☐ checking the trays
☐ checking the glue sticks



4. How often do you think that the author has to do this?

Thursday AM

English

Read the text below - can you spot the past tense and suffix ending -ed?

Can you sound button the text too? Do you see any slide digraphs?

Dear Jim,

Over the weekend I walked to the park and played on the slide and swings. I saw my friend Beth and we hugged. She told me all about her time at the swimming pool. She loved it. She told me she jumped in and splashed everyone, including her Mom.

After that, we skipped to the ice cream van. We got an ice cream and licked it. Sadly Beth dropped hers so her Mom had to buy another one.

Beth's Mom pushed Beth's little sister in the pram. She cried and cried all the way to the shop. At the shop, we pulled funny faces and danced which she laughed at. We smiled too.

I waved goodbye and skipped back to my Mommy.

It was a fantastic day.

Sophie

Suffix endings -ing and -ly

Remember a suffix is when we add extra letters onto the end of root words. We have looked at -ed, today we are going to be looking at the suffix ending -ing and -ly.

Cut and sort these words and suffixes to make our suffix calculation sentence.

Eg. Mix + ed = mixed

Kind	ly	Kindly
Loud	ly	Loudly
Quiet	ly	Quietly
Slow	ly	Slowly
brave	ly	bravely
soft	ly	softly
bright	ly	brightly
Quick	ly	Quickly
sad	ly	sadly

Jump	ing	Jumping
------	-----	---------

Bump	ing	Bumping
------	-----	---------

Help	ing	Helping
------	-----	---------

Land	ing	Landing
------	-----	---------

Ask	ing	Asking
-----	-----	--------

push	ing	Pushing
------	-----	---------

shout	ing	Shouting
-------	-----	----------

play	ing	playing
------	-----	---------

Look ed

Looked

Sounded

sounded

Call ed

Called

want ed

Wanted

Cook ed

Cooked

Work ed

Worked

open ed

opened

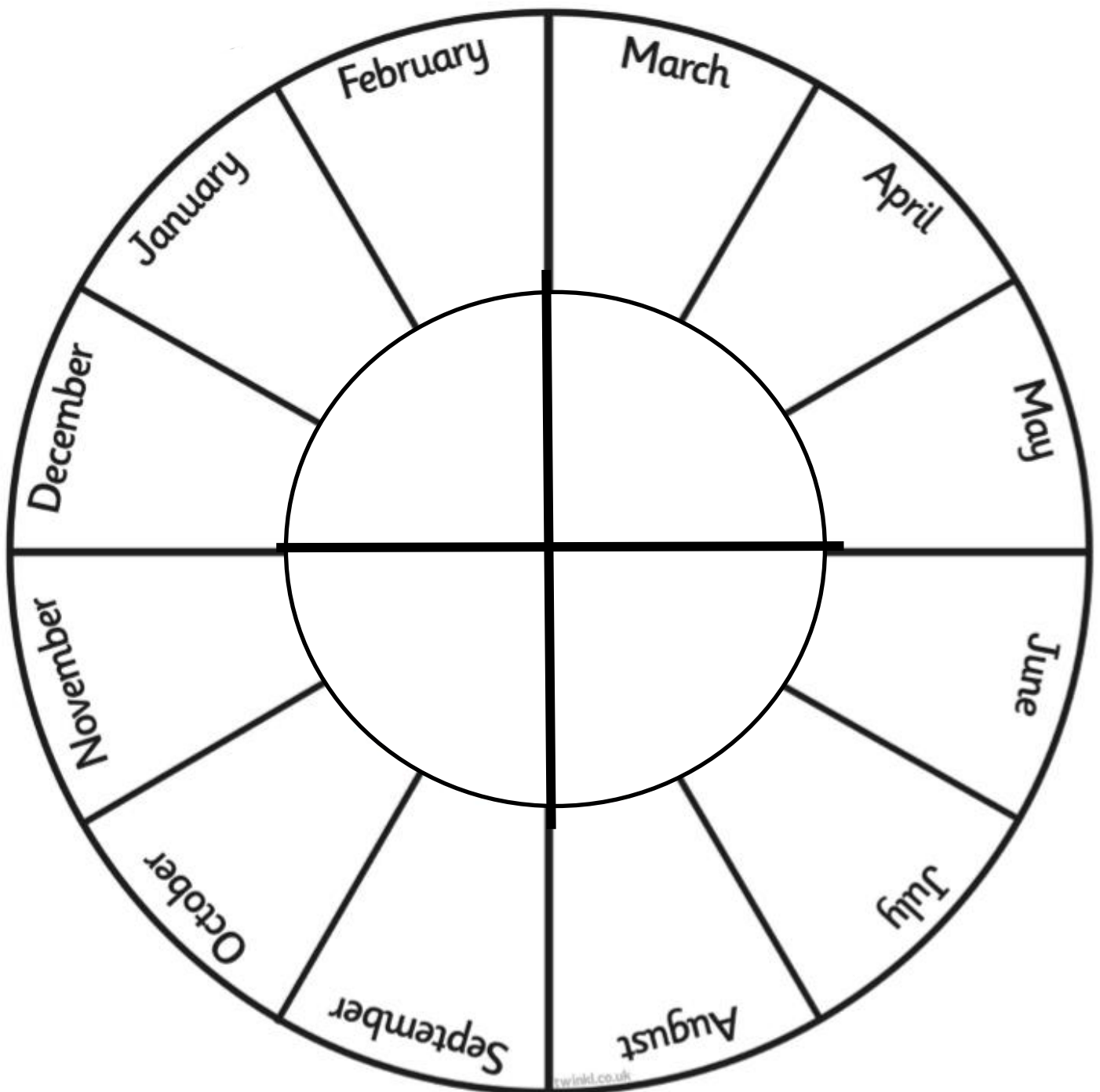
yell ed

yelled

Science AM

To demonstrate an understanding of how the lengths of the day varies across the four seasons.

Using the PowerPoint - can you remember which months the seasons happen in?
How long are the length of the days in each season depending on the month?



Phonics AM
Split digraph - Game

Start Collect 5 points every time you pass start.		outside +10 points		snake +5 points		Challenge 		these +2 points		computer +10 points		prize +5 points	
Pick up a chance card . Good luck!		envelope +10 points		flame +5 points		time +2 points		Chance 		extreme +10 points		stone +5 points	
tube +2 points		invite +5 points		Challenge 		complete +10 points		like +2 points		flute +5 points		explode +10 points	
made +2 points													
<div style="display: flex; justify-content: space-between;"> <div> <p>PHONOPOLY</p> <p>Place your challenge cards here.</p> </div> <div> <p>1. Place your counters on start and write your names on the score card.</p> <p>2. On your turn, roll the dice and move your counter around the board clockwise.</p> <p>3. If you land on a coloured space, read the word correctly to score the points.</p> <p>4. If you land on a challenge space, pick up a challenge card and answer the problem correctly to score the points.</p> <p>5. If you land on a chance space, pick up a chance card for a trick or a treat!</p> <p>6. The first player to reach 100 points wins!</p> </div> <div> <p>Place your chance cards here.</p> </div> </div>													
<div style="display: flex; justify-content: space-around; align-items: center;"> </div> <p style="text-align: center;">twinkl www.twinkl.com</p>													
Pick up a chance card . Good luck!		note +2 points		escape +10 points		phone +5 points		rude +2 points		concrete +10 points		Chance 	
game +2 points		slide +5 points											

Maths PM

Starter - Make the capacity each item holds in non-standard measure by colouring in the cups.


The capacity of the vase is the same as the capacity of 6








The capacity of the tank is the same as the capacity of 9



The capacity of the beaker is the same as the capacity of 3



Estimate, measure and compare these items from your home.

Object	Estimate How many do you think?	Measure in Cups
Plastic or glass cup 		
Cereal Bowl 		
Mug or tea cup 		
Mixing bowl 		
Bucket / washing up bowl 		

Comparing - add in the missing vocabulary (greater/ more capacity, smaller /less capacity or equal/same.

The glass/plastic cup is _____ than the cereal bowl.

The mug/tea cup is _____ than the glass/plastic cup.

The mixing bowl is _____ than the bucket.

The bucket is _____ than the cereal bowl.


Art PM

Create your own Pop Art; using a computer or drawing etc.

Remember to make it in the style of Pop Art.

Computing

Create your own mood board using your computer to research different outlines of what you want to colour in and draw, colours you are going to use and the type of pictures/images you want. Is it going to be your favourite film like Miss Beardmore or will it be a car, toy, food, hobby etc.



You can use anything you want to showcase your mood board - word, PowerPoint, paint etc.

Friday AM

English

Add the words with the suffix ending -ing to these sentences.

Wall-E was _____ on the sand.

Wall-E _____ at the other robots loudly.

Eve and Wall-e were _____ together.

Wall-E _____ Eve what her name was.

Wall-E was scared and _____ his head.

Eve enjoyed _____ his friends.

jumping	bumping	helping
pushing	asking	landing
shouting	playing	

Challenge

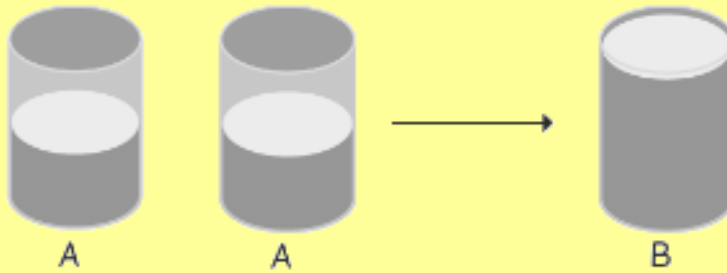
Can you put these -ly suffix words into sentences?

kindly	loudly	quietly
slowly	bravely	softly
brightly	quickly	sadly

1 Fill in the blanks with each of the following words.

more than	full	half
empty	less than	
half-full	a quarter	

(a)



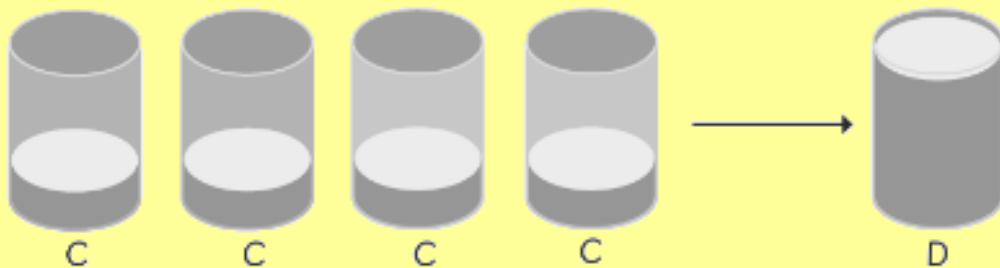
Beaker A is .

Beaker B is of water.

The volume of water in Beaker B is the volume of water in Beaker A.

The volume of water in Beaker A is or the volume of water in Beaker B.

(b)



Beaker C is not .

The volume of Beaker C is of the volume of Beaker D.

Music AM

Listen to the music clip in the PowerPoint slides - Livin' La Vida Loca by Ricky Martin

What do you like about the song?	What instruments can you hear?	What style of music is it?	How is it put together?

Last week, we listened to Round and Round by Joanna Mangona. How does this song compare to it?

Are they the same or are they different?

How are they different?



Answer Sheet

1. cl_____d

2. ●————●

3. cr_____on ea ay ie

4. _____

5. ●●————

6. donk_____

7. th_____teen ir ay au

8. —————●●

9. ●————

10. cl_____s



Challenge - how long does it take you?

[illegible]

Challenge - can you beat your time from last time?

[illegible]

To children, parents/careers,
On behalf of the Year 1 team we wanted
to thank you for your perseverance and
support over the past few months. It has
been a difficult time but you have ALL
helped us to deliver online learning so

THANK YOU!

We can't wait to see you next week and
welcome you back into school 😊

Have a relaxing weekend

Year 1 Team