



HILL WEST *Primary*

FOUR OAKS

Home Learning Pack

Year 1

Week Beginning 08.02.21



Home Learning Links

Oak National Academy

Oak National Academy is an online classroom and resource hub. It provides high-quality video lessons and resources to support teachers, parents and pupils.

www.thenational.academy

BBC Bitesize

With BBC Bitesize it is easy to keep learning at home. You can access regular daily lessons in English, maths and other core subjects.

<https://www.bbc.co.uk/bitesize>

Phonics English Hubs

Online phonics lessons for the Letters and Sounds phonics programme.

<https://www.wandleenglishhub.org.uk/lettersandsounds>

World Book Online

World Book online have just made their fabulous collection of over 3,000 e-books and audiobooks available for free for children to access at home. They have books suitable for all ages. Click on the following link to access them.

<https://worldbook.kitaboo.com/reader/worldbook/index.html?usertoken=Mjk5MzQ6MTpJUjA5MjAxNjoyOmNsaWVudDE2OTc6MTY5NzoyMjE2Mjg4OjE6MTU4NDM4MDEzMzA2Mjp1cw%3D%3D>

Read Works.org

Read Works offers access to 3000+ comprehension for all age groups. Just sign up for a free account to access fantastic texts.

<https://www.readworks.org/>

Beanstalk

Beanstalk website is packed with lots of interactive materials for children aged 1 to 6. They are offering free access to all families during the COVID-19 pandemic.

<https://beanstalk.co/>

Tutortastic

An online platform with tutorials and videos for home learning.

<https://www.tutortastic.co.uk/blog/homelearning>

Education Quizzes

A series of short quizzes for children to complete related to the National Curriculum subjects. Just select KS1 for Reception, Year 1 & Year 2 and select KS2 for Years 3-6.

<https://www.educationquizzes.com/ks1/>

Top Marks

A range of activities here but especially good interactive activities for maths.

<https://www.topmarks.co.uk/>

Classroom Secrets

Classroom Secrets Kids is offering free access to everyone until the end of April 2020. The platform is aimed at primary aged children and covers subjects such as maths, reading, grammar and spelling. The platform is really child-friendly so that they're able to access it on their own. There are a load of games and interactive activities from phonics to SATs
<https://kids.classroomsecrets.co.uk/>

National Geographic

National Geographic is a great platform for learning and it's totally free. There are online games, resources and competitions, too.

<https://www.natgeokids.com/uk/teacher-category/primary-resources/>

Reading Eggs

NOTICES FOR PARENTS

--

Key Question Week 6: Where will our gingerbread men run to?
Key Text for Linked Learning: The Gingerbread Man
Linked Learning: English, Geography, Science and Music
Children will think about our local area to figure out where the Gingerbread Man is hiding using a map of the area to try to locate the Gingerbread man and complete surveys and observations. Over the course of the week, children will also need to use their prior knowledge of North, East, South and West to locate the Gingerbread Man's house, key and other items. In English, the children will be planning and writing their own version of the Gingerbread man story with their own characters and settings. They will be using story language, adjectives and conjunctions such as 'and' and 'because'. In science, children will begin to identify and name some common wild plants and trees. It is also Safer Internet day across school and children will be revising key messages to encourage a kinder world online.
Maths: Children will know what each digit means in a 2-digit number, partition 2-digit numbers into tens and units; Order numbers to 100 on a track, then a beaded line; Compare two numbers less than 100, say which is more or less; Say a number between any given neighbouring pairs of multiples of ten (e.g. 40 and 50); Investigate and create different 2-digit numbers.
Science: See above
History / Geography: See above
Computing: This week is safer internet week. Children will be developing their understanding of how to stay safe on the internet. Children will talk about internet search engines and about how to make the most effective searches.
Music: See above
Art / Design Technology: Children will demonstrate their understanding of different artistic styles by comparing and sorting work from a range of famous artists.
PDW / R.E: Children to recall and consolidate learning linked to Hanukkah.
P.E: The children will be practising the main throwing techniques taught so far; over, under and bounce passing. This will be practised by a range of invasion games; bench ball and dodgeball.
Vocabulary: Children will be exposed to this vocabulary over the next two weeks. They will learn the meaning of these words too. Bounded chased slyly dense tossed

Zoom Timetable		
Monday	AM English, Geography and Phonics	PM Maths, Computing and Reading
Tuesday	AM English, Science and Phonics	PM Maths, Computing and PDW
Wednesday	AM English, History/computing and phonics	PM Maths, PDW/RE and PE
Thursday	AM English, Geography and Phonics	PM Maths, Art and Science
Friday	Reading Eggs	Reading Resources

Monday AM

We are going to start this week with another deconstructing vocabulary activity. Your challenge is to include the new vocabulary that we have learnt so far in your story writing this week.

Picture:

Syllables (clap out the sounds of the word):



Synonyms (words that mean the same):

Word:

chased

Opposite (what is the opposite of chased?):

Meaning (what does the word chased mean?):

Put chased in a sentence: Remember ABC ●



Monday AM

Geography- Can you guess where these photos were taken? Using the vocabulary to help you can you write about what you can see?

Key Vocabulary

next to far from behind near under left right forwards backwards
distance north east south west millpond bridge





Monday AM

Phonics - Split digraph a-e

cane	cake	cape	face	male	game
tape	safe	case	rake	sale	lake
					
					
					
					

Phonics - Can you read and sound button the a-e words?

amaze

twinkl.co.uk

lake

twinkl.co.uk

vate



twinkl.co.uk

quade



twinkl.co.uk

gaze

twinkl.co.uk

take

twinkl.co.uk

pabe



twinkl.co.uk

lafe



twinkl.co.uk

same

twinkl.co.uk

escape


twinkl.co.uk

krake



twinkl.co.uk

prake



twinkl.co.uk

race

twinkl.co.uk

games

twinkl.co.uk

splame



twinkl.co.uk

flame



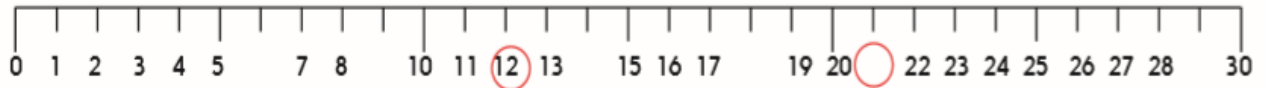
twinkl.co.uk

Maths - To order numbers to 100 and compare 2 numbers.

Fill in the missing numbers on the number line. Look at the two numbers circled.

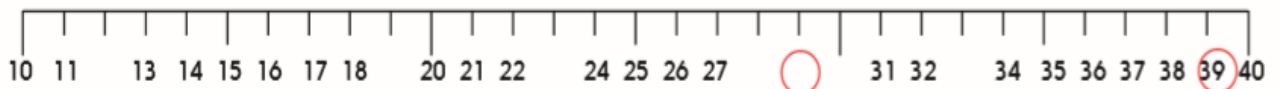
Which number is bigger?

1.



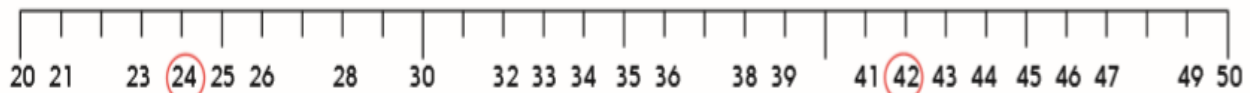
Bigger number: _____

2.



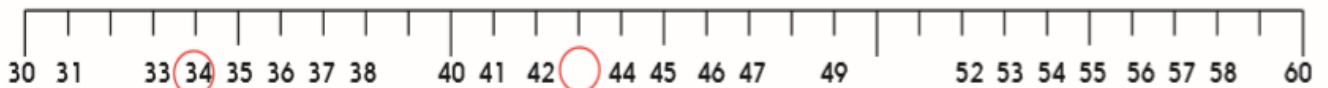
Bigger number: _____

3.



Bigger number: _____

4.



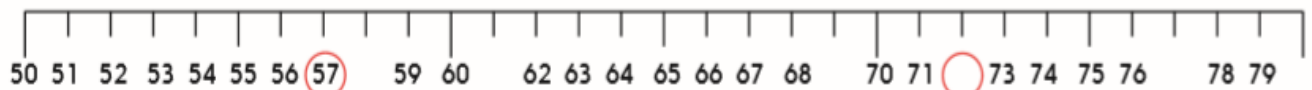
Bigger number: _____

5.



Bigger number: _____

6.



Bigger number: _____

Monday PM

Computing (SMART reference on slides)

<https://www.childnet.com/young-people/primary/get-smart>

Use the frame below to create your own poster about internet safety.

The image shows a large rectangular frame intended for a poster. On the left side of the frame, there is a vertical column of five boxes, each containing a letter. The letters are S, M, A, R, and T, arranged from top to bottom. Each letter is in a different color: S is pink, M is yellow, A is green, R is purple, and T is blue. The boxes are connected by vertical lines, and the entire column is connected to the top and bottom of the main frame by horizontal lines.

The Gingerbread Man

Once upon a time, there was a little old woman and a little old man. The old woman made a gingerbread man. She opened the oven and the Gingerbread Man ran away! They ran after him. "Stop! Stop!" they said.

He was too fast.

"Run, run, as fast you can! You can't catch me, I'm the Gingerbread Man!" said the Gingerbread Man.



The Gingerbread Man saw a cat.

"Stop! You look good to eat!" said the cat and it ran after him. "Run, run, as fast you can! You can't catch me. I'm the Gingerbread Man!" said the Gingerbread Man.



He saw a dog.

"Stop! You look good to eat!" said the dog and it ran after him. "Run, run, as fast you can! You can't catch me. I'm the Gingerbread Man!" said the Gingerbread Man.



He saw a cockerel.

"Stop! You look good to eat!" said the cockerel and it ran after him. "Run, run, as fast you can! You can't catch me. I'm the Gingerbread Man!" said the Gingerbread Man.



He saw a pig.

"Stop! You look good to eat!" said the pig and it ran after him. "Run, run, as fast you can! You can't catch me. I'm the Gingerbread Man!" said the Gingerbread Man.



The Gingerbread Man



He saw a cow.

"Stop! You look good to eat!" said the cow and it ran after him. "Run, run, as fast you can! You can't catch me. I'm the Gingerbread Man!" said the Gingerbread Man.

He saw a horse.

"Stop! You look good to eat!" said the horse and it ran after him. "Run, run, as fast you can! You can't catch me. I'm the Gingerbread Man!" said the Gingerbread Man.



He saw a boy and a girl.

"Stop! You look good to eat!" they said and they ran after him. "Run, run, as fast you can! You can't catch me. I'm the Gingerbread Man!" said the Gingerbread Man.


The Gingerbread Man saw a river. He stopped as he could not swim! A fox came past.

"I can help you to cross the river. Hop onto my tail," said the fox. So he did.

He began to get wet. "Get on my back," said the fox. So he did. The water got deeper.

"Jump onto my nose," said the fox. So he did.

The fox opened his mouth and **SNAP!**




Questions

1. What did the Gingerbread Man do when the little woman opened the oven?
Tick one.
 - ☐ He played a song.
 - ☐ He ran away.
 - ☐ He had a cup of tea.
2. Who ran after the Gingerbread Man first? Tick one.
 - ☐ the cat and the dog
 - ☐ the boy and the girl
 - ☐ the little old woman and the little old man
3. Who did the Gingerbread Man come to next? Tick one.
 - ☐ the cat
 - ☐ the fox
 - ☐ the cockerel
4. What did the characters say when they saw the Gingerbread Man?
Tick one.
 - ☐ "Can I eat you?"
 - ☐ "Stop! You look good to eat!"
 - ☐ "What are you eating?"
5. Why did the Gingerbread Man run away? Tick one.
 - ☐ to win the race
 - ☐ to see his friends down the road
 - ☐ to stop them from eating him

Tuesday AM

English - Plan your own version of The Gingerbread Man using a story map.



Tuesday AM

Science - Can you name all of the different plants?

Words are on the next page if you wish to stick in.



Science (continued)

Daisy

Dandelion

Cow Parsley

Poppy

Rose

Pansy

Buttercup

Stinging Nettle

Dock

Which plant is your favourite and why?

Tuesday AM

Phonics - E-E split digraph

https://www.youtube.com/watch?v=5_Vp-Lokzlc

<https://www.youtube.com/watch?v=q0ejt4Hqul0>

Treasure



Trash



Sort the real and alien words into treasure and trash. Words to sort on the next page.

Tuesday AM

Phonics - E-E split digraph (continued)

theme	pede
extreme	complete
threde	Eve
delete	splete
flene	evening

Can you make sentences with
the real words?

Tuesday PM
Maths

Look at the numbers on the cards.

Can you make 3 different 2-digit numbers using the cards?

Circle the biggest number you have made.

1.

2 3 4

42

2.

1 5 7

3.

4 8 6

4.

2 5 8

5.

5 6 7

6.

9 6 2

Which number is the greatest that you have made?

Tuesday PM

Computing/PDW

Today is Safer Internet day! Continuing our learning from yesterday, we would like you to spend some time on the Safer Internet website.

Can you look up these words?

Word	Meaning
Internet	
Email	
Avatar	
Source	
Online	
App	

Can you make your own online profile?



What would your online profile look like for school?

















Details to include: Name, where you are from (but not to give important information away), that you are a student, what are your favourite subjects and anything else you think would be good for someone to know.

Remember do not include personal information (address, middle name, phone numbers etc.)

Wednesday AM
English

Yesterday, you planned your own version of the gingerbread man using a story map. Today you will be writing your own version.

Using your plan you need to write details about what happens in your story using story language, adjectives, capital letters, finger spaces and full stops.

spicy 	toffee- coloured 	gloopy 	sugary 
warm 	cinnamon 	icing 	buttons 
crunchy 	ginger 	sweet 	rainbow- coloured 
brown 	sticky 	delicious 	shiny 

Settings Adjectives

twinkl visit [twinkl.com](https://www.twinkl.com)



warm / sunny / pleasant



cold / snowy / wintry



hot / humid / sticky



windy / gusty / stormy



spooky / haunted / creepy



scary / terrifying



restful / peaceful



crowded / busy



enormous / huge



tiny / miniscule



dazzling / bright



gloomy / dark



quiet / peaceful



noisy / loud



smooth



rough



dirty



clean



tidy / neat



untidy / messy

My version of the *Gingerbread Man*



Computing/History AM

On Monday we look at Hill Hook Nature Reserve, today we are going to be looking at the history of the Nature Reserve using the Internet.

<https://www.bbcwildlife.org.uk/hill-hook-history>

Questions	Answers
Where is Hill Hook Nature reserve?	<hr/> <hr/> <hr/> <hr/> <hr/> <hr/>
When was Hill Hook established?	<hr/> <hr/> <hr/> <hr/> <hr/> <hr/>
What did the Hill Hook Nature reserves once operate as?	<hr/> <hr/> <hr/> <hr/> <hr/> <hr/>
Who was the first 'miller' at Hill Hook?	<hr/> <hr/> <hr/> <hr/> <hr/> <hr/>

Phonics AM
a-e and e-e split digraph

Letter shape spellings

1.

2.

3.

4.

5.

6.

7.

8.

9.

10.

complete
lake

made
these

theme
date

safe
same

came
take

Challenge:
Can you match these
words to the correct
letter shape boxes?

spade

scene

fade

Maths PM

Hundred Square Challenge

Using a timer - how quick can you fill the hundred square in?

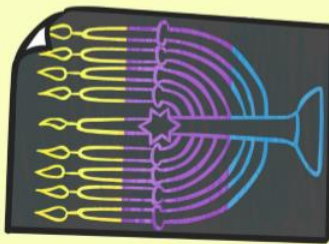
<u>Date:</u> 10.02.21	<u>What I got to? (Number)</u>	<u>Time:</u>
--------------------------	--------------------------------	--------------

RE/PDW PM

Recap Hanukkah

What are we drawing in the picture? What does it symbolise?

Wax Crayon Menorah Candles Craft Instructions



You will need...

- thick black wax crayons
- yellow wax crayons
- brown wax crayons
- blue wax crayons
- purple wax crayons
- white A4 paper
- metal spoons




Step 3



Colour the middle third in a different colour to the first third, still choosing from either the purple, blue or brown.

Step 4



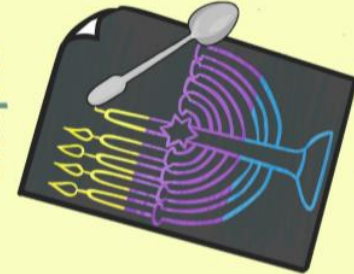
Colour the top third in with a yellow crayon.

Step 5




Cover the entire coloured side of the paper with black wax crayon, it is important to cover all the colours thickly.

Step 6




Use the back of a metal spoon edge to scrape away 8 candle sticks, a base and arms from the black layer of wax, before scraping away some flames at the top of the candles.

Step 1



On a piece of landscape A4 paper, divide it into 3 equal pieces with a yellow wax crayon drawing lines.

Step 2



Colour the bottom third without gaps in either blue, purple or brown.

Seven Trent Assembly by Justine Crilly

Any questions you want to ask during the session just type in the chat box.

KS1 13:15 10th February

[https://trainer4.severntrent.education/Watch.php?user_email=r.warrack@hillwest.bham.sch.uk&code=\\$2y\\$10\\$KGXrksBHWb86H0tTsYGveucMEM9QWfZj1Nxvvh3KzPG1gZe6qVj7u](https://trainer4.severntrent.education/Watch.php?user_email=r.warrack@hillwest.bham.sch.uk&code=$2y$10$KGXrksBHWb86H0tTsYGveucMEM9QWfZj1Nxvvh3KzPG1gZe6qVj7u)

Thursday AM

English

Use the conjunctions 'and' and 'because' in your sentences.



Gingerbread Man
scared
because
river
swim
























Gingerbread Man
running
because
eaten
and
chased



Gingerbread man
fox
back
because
eat

Compass Directions

		Staff room 			Dinner hall 	
Main hall 		Class 1 		Bottom playground 		
	Head teacher's office 		Music room 			Library 
Office 		Class 5 		Art room 		
	Field 		Class 3 		Sports hall 	
Class 2 		Printer room 				Class 6 
Top playground 		Deputy head teacher's office 			Class 4 	

Compass directions: The School

1. From the start, go north 2 squares. Where are you now?
2. Go east 2 squares. Where are you now?
3. Go south 2 squares. Where are you now?
4. Go west 5 squares. Where are you now?
5. Go north 5 squares. Where are you now?
6. Start at the Art room. How do you get to the Bottom playground?
7. Give directions from the Staff room to the Printer room.



Phonics

a-e and e-e detectives

Can you see the a_e and e-e words in the picture?

Can you spot the a_e images shown in the picture and write the words in the box?



Can you spot the e_e images shown in the picture and write the words in the box?




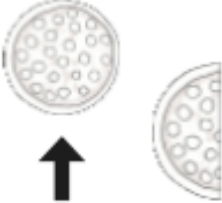




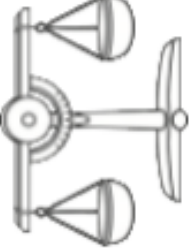


1. _____
2. _____
3. _____
4. _____
5. _____

'e-e' Read and Match

Read the 'e-e' words below and stick the pictures in the correct place.

theme park	athlete	Japanese
even	concrete	delete
Pete	swede	complete

Maths PM

More and Less Comparing

Pick two between 0-100 and compare them using the mathematical vocabulary; more and less, greater and smaller.

	Compare	
63	63 is less than 75. 75 is more than 63. <	75

Here is a 100 square to help pick your numbers for the above activity.

1	2	3	4	5	6	7	8	9	10
11	12	13	14	15	16	17	18	19	20
21	22	23	24	25	26	27	28	29	30
31	32	33	34	35	36	37	38	39	40
41	42	43	44	45	46	47	48	49	50
51	52	53	54	55	56	57	58	59	60
61	62	63	64	65	66	67	68	69	70
71	72	73	74	75	76	77	78	79	80
81	82	83	84	85	86	87	88	89	90
91	92	93	94	95	96	97	98	99	100

Art PM



Here are two artists; Andy Warhol and Henri Rousseau.

What similarities and differences can you see?



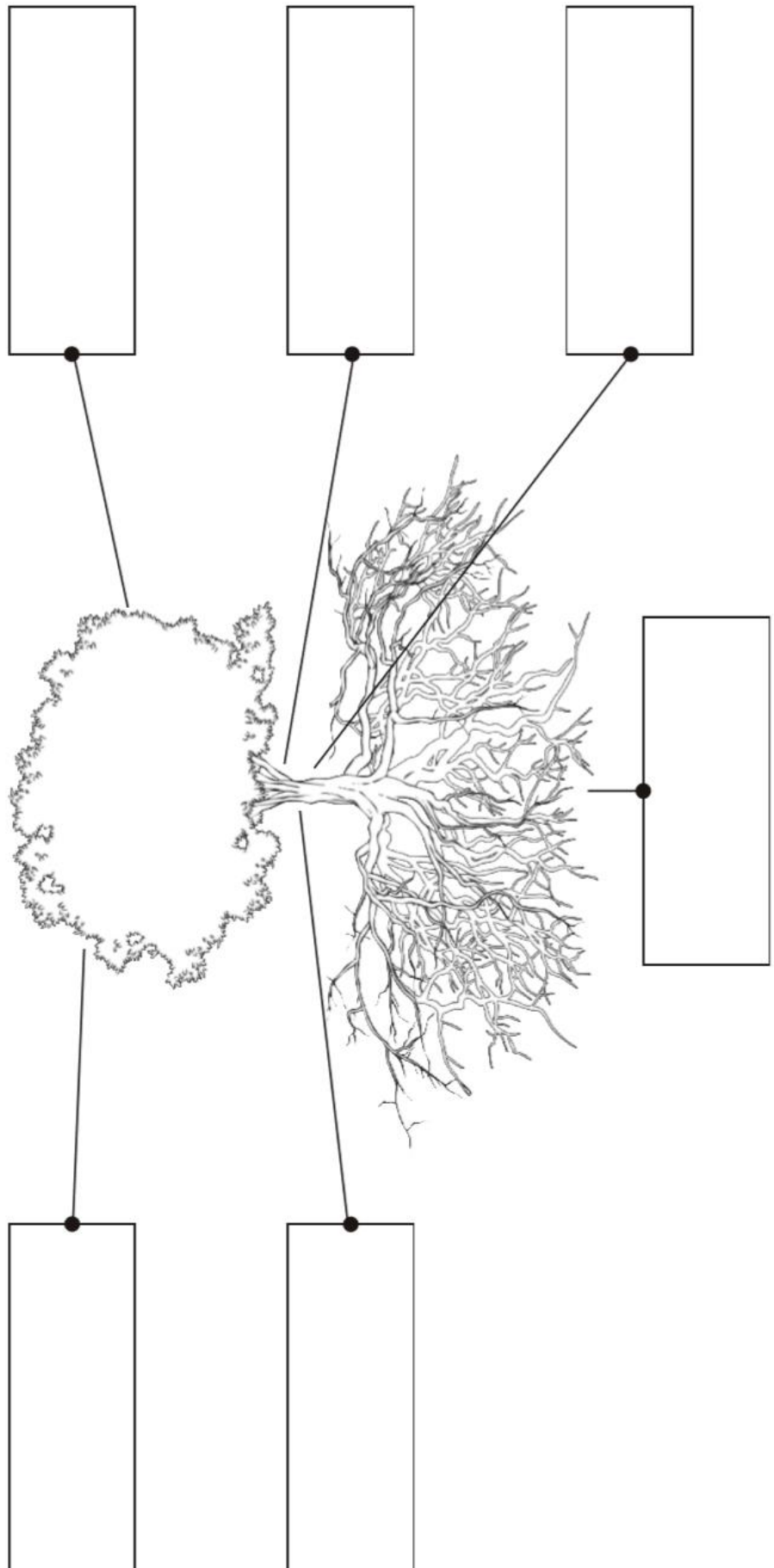
Similarities	Differences

Look at these picture - how could we sort them into group? Is there more than one way to sort them?



Science PM
Can you label the
tree correctly?

bark
root
leaves
branches
trunk
crown



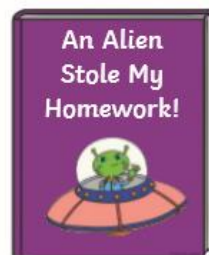











Friday
Reading
Fiction vs Non-Fiction

Fiction

Non-Fiction





Reading Scavenger Hunt



Read a book that is
fiction.

Write 3 sentences
(on the back) about
a book you have
read.

Read a book that is
about a person's
life.

Draw a character
from a story and
write a sentence
about that person.
(on back)

Read a magazine
article.

Read a book that is
nonfiction.

Read a book that is
funny.

Draw a picture of
the setting in a sto-
ry that you have
read this past week.
(on back)

Read a book about
an animal.



Brilliant Book List Y1

Essential reading for every Y1 classroom!



Suggested Books

Aliens Love Underpants
 by Claire Freedman
Cat In The Hat
 by Dr Seuss
Dougal the Deep Sea Diver
 by Simon Bartram
Fairytale News
 by Colin Hawkins
Funny Bones
 by Allan Ahlberg
Giraffes Can't Dance
 by Giles Andreae
Green Eggs and Ham
 by Dr Seuss
Hairy Maclary from Donaldson's Dairy
 by Lynley Dodd
Horrid Henry
 by Francesca Simon
How to Catch a Star
 by Oliver Jeffers
How to Hide a Lion
 by Helen Stephens
I Will Never Not Ever Eat a Tomato
 by Lauren Child
Lost and Found
 by Oliver Jeffers
Oliver's Vegetables
 by Vivian French
Puddington
 by Michael Bond
Peace at Last
 by Jill Murphy
The Scarecrow's Wedding
 by Julia Donaldson
Superworm
 by Julia Donaldson
The Blue Balloon
 by Mick Inghen
The Christmas Postman
 by Allan Ahlberg

Continued

The Day the Crayons Quit
 by Andrew Daywalt
The Gruffalo
 by Julia Donaldson
The Heart and the Bottle
 by Oliver Jeffers
The Jelly Postman
 by Allan Ahlberg
The Lighthouse Keeper's Lunch
 by Brenda Atrill
The Tiger Who Came to Tea
 by Judith Kerr
We're Going On A Bear Hunt
 by Michael Rosen
Whatnoter Next
 by Jill Murphy
Where the Wild Things Are
 by Maurice Sendak
Winnie the Witch
 by Valerie Thomas
Dogger
 by Shirley Hughes
Elmer
 by David McKee
Giddy Goat
 by Junko Ito
Moorkat Moll
 by Emily Gravett
Monstersaurus
 by Claire Freedman
Not Now Bernard
 by David McKee
Owl Babies
 by Martin Waddell
The Enormous Crocodile
 by Roald Dahl
The Man on the Moon
 by Simon Bartram
The Mouseshole Cat
 by Antonia Barber



Brilliant Book List Y1

Essential reading for every Y1 classroom!



Suggested Books

The Seal and The Whale
 by Julia Donaldson
The Stick Man
 by Julia Donaldson
The Tiny Seed
 by Eric Carle
Zoo
 by Anthony Browne
The Day the Crayons Came Home
 by Oliver Jeffers
Room on the Broom
 by Julia Donaldson
Look What I've Got
 by Anthony Browne
Would You Rather?
 by John Burningham
Don't Put Mezzard in the Custard
 by Michael Rosen and Quentin Blake
You Can't Catch Me
 by Michael Rosen and Quentin Blake
On The Way Home
 by Jill Murphy
Kipper
 by Mike Inghen
Six Dinner Sid
 by Ingo Moore
Farmer Duck
 by Martin Waddell
Click, Clack, Moo: Cows That Type
 by Doreen Carter
Saving Easter
 by Twinkl
Ronald the Rhino
 by Twinkl

Online Resources

1. **Storyline.** An array of free e-books being read aloud to children by famous people along with related activities for teachers and parents.
Click here: [Storyline Online](#)
2. **Virtual School Library.** Oak National Academy and the National Literacy Trust have come together to provide the Virtual School Library to keep children reading during lockdown. Every week, a popular children's author will become their 'Author of the Week' and provide a free book or audiobook and exclusive videos and activities aimed at Primary school children.
Click here: [Virtual School Library | Oak Academy \(thenational.academy\)](#)
3. **The Reading Realm.** The Reading Realm has daily activities based on books which they are providing online.
Click here: [The Reading Realm Home | The Reading Realm](#)
4. **International Children's Digital Library.** IDCL has a range of online books in a range of different languages.
Click here: [ICDL - International Children's Digital Library \(childrenslibrary.org\)](#)
5. **Oxford Owl:** Oxford University Press have put together a range of free advice and activities to support with home reading. [Oxford Owl for Home: help your child learn at home | Oxford Owl](#). This includes access to a library of free ebooks.
Click here: [Free eBook library – practise reading with phonics eBooks | Oxford Owl](#)
6. **The Books Trust.** The Book Trust has top tips and lots of information about books, including a Book Finder tool and advice about which book your child might like based on the books he/she has enjoyed so far. There is a new Home Time section with online books, videos, quizzes, illustrator workshops, competitions and activities.
Click here: [Have some fun | BookTrust](#)
7. **Centre for Literacy in Primary Education.** CLPE has lots of free resources, including poems and videos of poets reading their poems. You need to register to access some of their site, but it is free to do so.
Click here: [Other Poetry Teaching Sequences \(clpe.org.uk\)](#)
8. **BBC Bitesize.** BBC Bitesize has plenty of reading activities, and there's lots of stories to listen to on CBeebies.
Click here: [Primary Homework Help | Online Games For Kids - BBC Bitesize](#)
9. **Julia Donaldson and Axel Scheffler Home Learning Packs.** Free activity packs for 3-7 year olds to complete as you read the books.
Click here: [FREE Julia Donaldson and Axel Scheffler Home Learning Packs - Scholastic](#)
10. **Storytime.** The Story Time YouTube channel is growing every day and features teachers and trainee teachers reading books.
Click here: <https://www.youtube.com/channel/UCNuTTSSqRgRE4LU-i-GSUIQ>