



HILL WEST *Primary* FOUR OAKS

Reception
Week Beginning 08.03.21



Home Learning Links

Oxford Owl

For a limited time, the Oxford reading scheme books we use to support your child's reading in school and at home are providing free access to selected books. All you need to do is click on the link below and register an email to get reading.

<https://home.oxfordowl.co.uk/books/free-ebooks/>

Phonics Play

This is a great resource that we use in school to support the teaching of phonics. They have a range of games for the children to complete where they will be applying their phonic knowledge.

Login jan21

Password home

<https://new.phonicsplay.co.uk/>

Oak National Academy

This website has been created by 40 teachers from some of the leading schools across England, backed by government grant funding. Here you can access all of our lessons. Either you can follow a set plan of lessons across a range of subjects, or you can access particular lessons in certain subjects.

<https://www.thenational.academy/online-classroom/reception#schedule>

Teach your monster to read

Create a monster and take it on an adventure through a magical world. Travel to exciting places, meet fun characters, play games and win prizes as your monster learns the first steps of reading. Minigames help children to develop speed and accuracy of letter recognition. Lots of blending, segmenting and tricky words. Read for purpose with magical little books. A great way to help your children with reading at home.

The website is free.

<https://www.teachyourmonstertoread.com/>

White rose maths

The White Rose Maths Team has prepared a series of five maths lessons for each year group. They add five more each week for the next few weeks. Every lesson comes with a short video showing you clearly and simply how to help your child to complete the activity successfully.

<https://whiterosemaths.com/homelearning/early-years/>

Letters and Sounds

Filmed phonics lessons that follow phases 2 to 5 of the Letters and Sounds programme for reception, year 1 and learning to blend. Parent guidance videos.

https://www.youtube.com/channel/UCP_FbjYUP_UtldV2K_-niWw

Numberblocks

We use the Numberblocks to support our teaching of Maths Mastery. Check out the website for clips to help support your child's maths development.

<https://www.bbc.co.uk/cbeebies/shows/numberblocks>

World Book Online

World Book online have just made their fabulous collection of over 3,000 e-books and audiobooks available for free for children to access at home. They have books suitable for all ages. Click on the following link to access them.

<https://worldbook.kitaboo.com/reader/worldbook/index.html?usertoken=Mjk5MzQ6MTpJUjA5MjAxNjoyOmNsaWVudDE2OTc6MTY5NzoyMjE2Mjg4OjE6MTU4NDM4MDEzMzA2Mjp1cw%3D%3D>

Read Works.org

Read Works offers access to 3000+ comprehension for all age groups. Just sign up for a free account to access fantastic texts.

<https://www.readworks.org/>

Beanstalk

Beanstalk website is packed with lots of interactive materials for children aged 1 to 6. They are offering free access to all families during the COVID-19 pandemic.

<https://beanstalk.co/>

Education Quizzes

A series of short quizzes for children to complete related to the National Curriculum subjects. Just select KS1 for Reception, Year 1 & Year 2 and select KS2 for Years 3-6.


<https://www.educationquizzes.com/ks1/>

Top Marks

A range of activities here but especially good interactive activities for maths.

<https://www.topma>





The Wisp – A Story of Hope

<https://www.youtube.com/watch?v=TQB2aVo7G4A>



This week we will be re-capping on all the phase 3 sounds we have learnt so far! How many can you remember?


RECEPTION

Daily lessons teaching children to read letters and begin to blend to read words

Phase 3 song –

<https://www.youtube.com/watch?v=aNcBWSBxSp0>

Phase 2 Sounds





Can you colour in all of the sounds you recognise? See if you can write a word for each sound!

Phase 3 Sounds



Which memory from lockdown is your favourite? Tell us in your wisp!





Create a magic wisp!



Using these three ingredients can you create your own wisp?

Talk about what a wisp is and what your wisp would hold for the future, what would you like to happen?

Can you find the tricky words and write them below?





Where do we live?

This is where Ivan lived in the story Wisp.

Can you draw where you live?

How is it different or similar?





<https://www.youtube.com/watch?v=dzOjs4irfAw>

Phonics Activity Mat 3

Read these words to a friend.

maish



load

oam



sigh

tuzz



deep

quigh



nail

taid



might

Write the missing sounds in these words.



r__n



f__t



l__t



__oat



s__p



tai__



sl__p



__igh__



__k



t__d

Write the real words next to the chest and the nonsense words next to the bin.

sail

oach

right

zight

paim

feel

leeb

goat



Circle all of the words that contain the **ee** digraph.

seem

road

meet

chop

bait

queen

aim

see

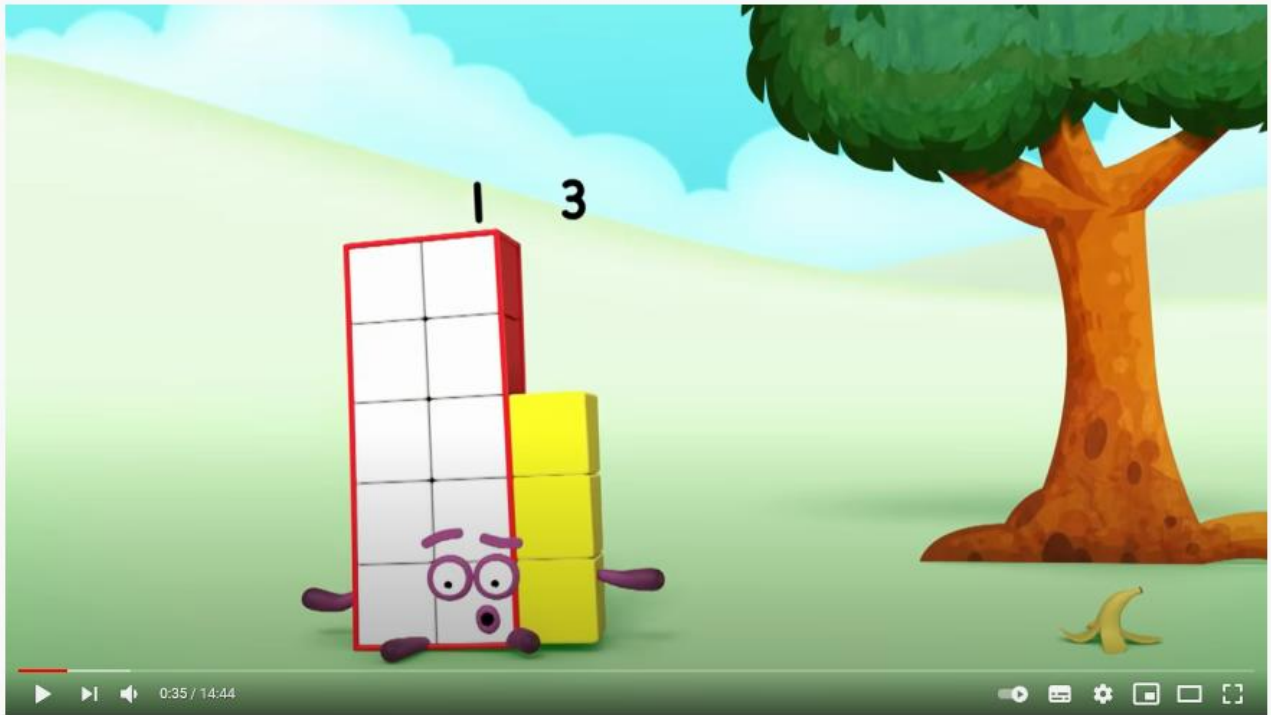
Add the sound buttons to these words.

keep

sight

boat

Write a word that contains **igh**.



This week is all about number 13!

Watch the adventures of
number 13 here:

<https://www.youtube.com/watch?v=KEAIS3JVxtM>

Count out 13 of
your favourite
treats or toys!

Complete the
activity on the
next page!

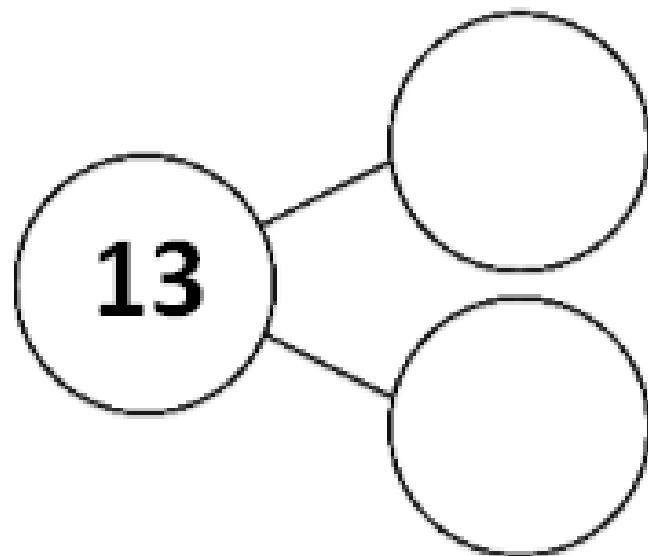
13

13 13 13 13

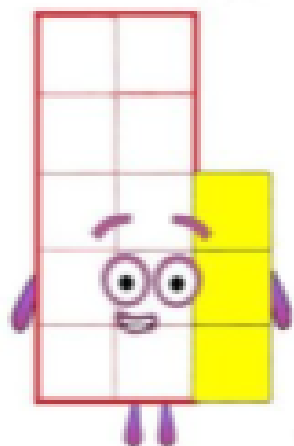
Make 13 using the tens frames.

Can you see two numbers that make 13?

Colour in 13 blocks.



13



1 less

1 more

	13	
--	----	--

all	her	they	her	all
my	you	my	all	they
you	her	they	her	you
all	they	you	my	all
her	my	all	they	you
my	they	her	you	my

Colour in the tricky words
using the code below

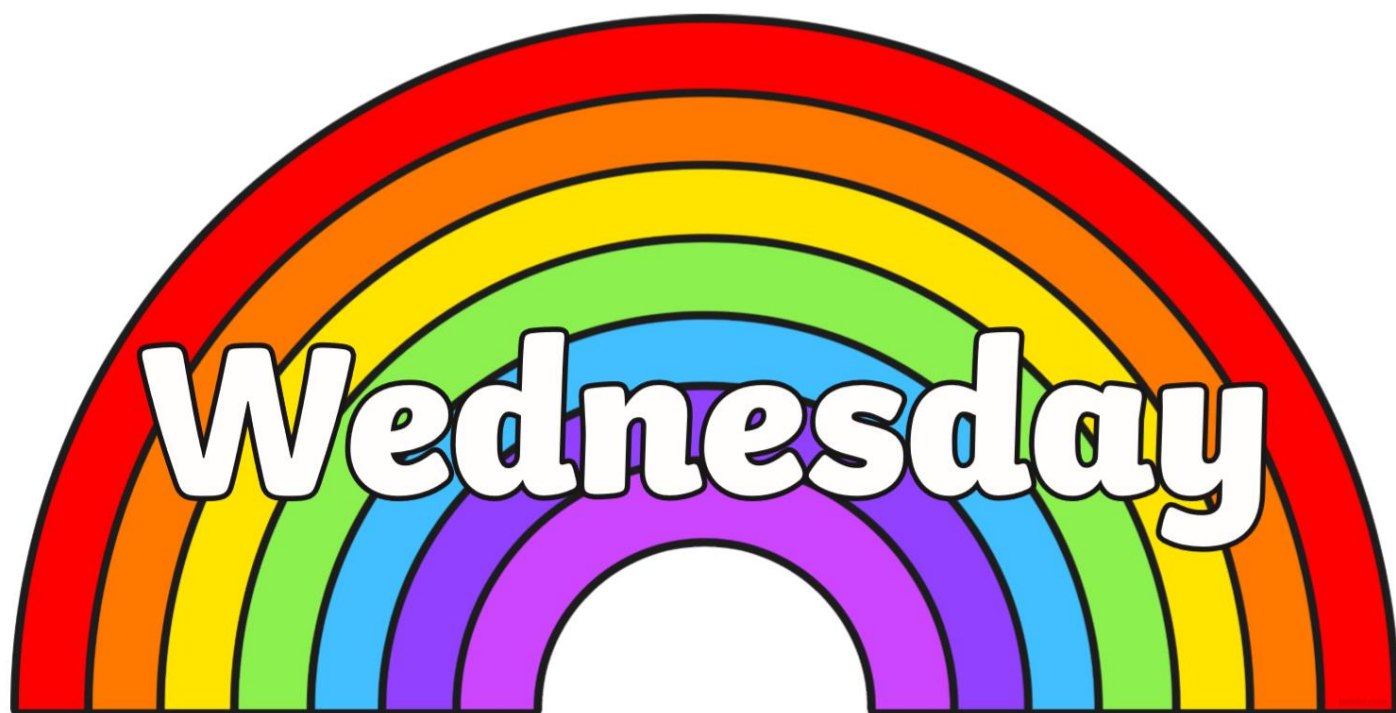
all - red

her - blue

my - orange

they - yellow

you - purple








Write 3 sentences starting with:




I can see a




See if you can add the word **and** to extend your sentences.
There are phoneme mats saved in Files that will help you.



(Use paper or a wipe board)

Talk the subtraction stories and complete the number sentences.


First	Then	Now
		
<input type="text"/>	- <input type="text"/>	= <input type="text"/>

First	Then	Now
		
<input type="text"/>	- <input type="text"/>	= <input type="text"/>

First	Then	Now
		
<input type="text"/>	- <input type="text"/>	= <input type="text"/>



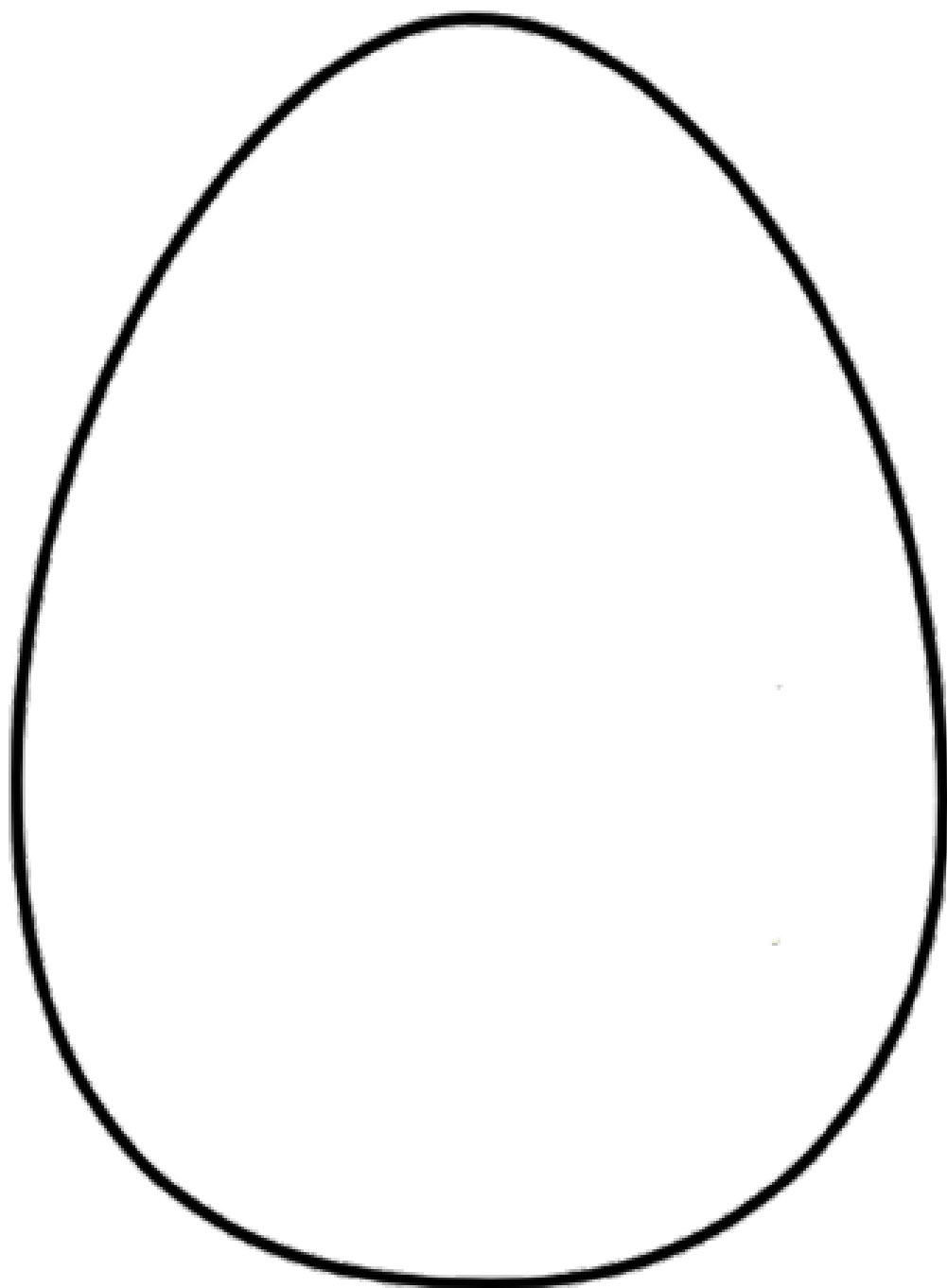
Imagine that you are heading into Space.
Draw what you would like to see!




Can you paper mache your own dinosaur egg? You may choose to use a balloon to collage or you can use the template below .

In school we use watered down PVA and ripped up pieces of newspaper or tissue paper.

It will take a while to dry. Once it is dry you can decorate it!








Using your Paper Mache egg, can you write some sentences , using adjectives, to describe your egg and the dinosaur that will hatch out of it?





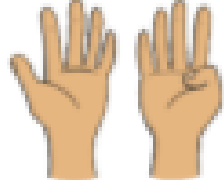


Order the pictures from 1-10 and practise forming the numbers after.

1	2	3	4	5


6	7	8	9	10

				
---	---	---	--	---


				
---	---	---	--	---

CHALLENGE: Can you draw pictures to represent the teen numbers we have been looking at over the past few weeks?

11, 12 and 13.



10 Things I Would Take to Space in My Rocket



Can you listen to the story 'The Worrysaurus'
You can find the story being read aloud on youtube.

After listening to the story, can you discuss with an adult at home about what you
would put in your **Happy Box**.

Then draw and label it below.



Can you complete the following number sentences?
You can use objects, your fingers or dots.

Vocabulary:

Add, plus, equals, altogether



$$6 + 2 =$$

$$5 + 4 =$$

$$1 + 9 =$$



Practise writing these tricky words. Cover the word to see if you can remember how it looks.



he		
she		
we		
me		

Can you write some short sentences using these words?

10 FUN SPACE FACTS




- The first animals sent into space were fruit flies aboard a U.S.-launched V-2 rocket on February 20, 1947.
- Albert II, a Rhesus Monkey, became the first monkey in space on June 14, 1949.
- In 2004, astronomers discovered a star that is actually one huge diamond. If classified the way we classify diamonds on Earth, it would be 10 billion trillion trillion carats.
- In the old days, when an astronaut had a wee it was dumped overboard. Recently, a new pee-recycling system was brought in to turn urine into drinking water, cutting down on the pee debris.
- If you are ever lucky enough to go to the moon, you can expect your presence to remain much longer than anticipated. As there is no air or wind on the moon, your footprints are likely to last forever!
- Astronauts get about two inches taller when they are in space. This is because the spine gets longer when there is no gravity.
- Astronauts cannot burp in outer space. This is because there is no gravity in outer space to separate liquids from gas in their stomachs.
- If you shouted in outer space, even the person right next to you would not be able to hear what you said. Sound travels as pressure waves through air. Because there is no air in outer space, there is also no sound.
- If every star in the Milky Way was a grain of salt, they would fill an Olympic-sized swimming pool.
- In 1973, a spider named Arabella became the first to spin a web in space, so we know that webs can be spun in zero gravity.

Can you find out a space fact of your own? Try looking inside a non-fiction book or use the internet.

Tim Peake is a British Astronaut. He was the first British Astronaut to walk in Space in 2016. Follow the link below to find out the answers to the questions below


<https://www.bbc.co.uk/bitesize/topics/zw64jcs/articles/z8z2hvg>

1 What is the International Space Station?	2 How do you get to the space station?
3 Where is the space station?	4 What powers the space station?
5 How do you survive in space?	6 What happens to your body in space?
7 What would happen without a spacesuit?	8 How do you sleep in space?
9 How do you become an astronaut?	10 What inspires you about space?



CREATE YOUR OWN PLANET

What does your planet look like? Do aliens live there? Do they have pets? Get creative and draw your very own space scene. Don't forget to give your planet a name!





Please continue to access Reading Eggs daily! Have you been having fun on it? You can keep track by colouring in the eggs in your reading diary!

Maths Games

Subtraction to 10

<https://www.topmarks.co.uk/subtraction/subtraction-to-10>

Part, Part, Whole

<https://www.ictgames.com/mobilePage/partPartWhole/index.html>

Funky Mummy – Addition/Subtraction to 10

<https://www.ictgames.com/mobilePage/funkyMummy/index.html>

Caterpillar Ordering

<https://www.topmarks.co.uk/ordering-and-sequencing/caterpillar-ordering>

Robot More or Less

<https://www.topmarks.co.uk/maths-games/robot-more-or-less>

Literacy Games

Letter Formation

<https://www.doorwayonline.org.uk/literacy/letterformation/>

Forest Phonics

<https://www.ictgames.com/mobilePage/forestPhonics/index.html>

Tell a T-Rex - CVC

<https://www.ictgames.com/mobilePage/tellATRex/index.html>

Poop Deck Pirates

<https://www.ictgames.com/mobilePage/poopDeck/index.html>

Here are the flashcards for the phase 3 phonemes and tricky words taught so far....

v

x

j

w

z

qu

y

zz

sh

ng

ch

th

he

she

or

ur

ce

ai

ee

ow

oi

igh

oa

you

they

we

me

be

was

all

are

my

her