



# HILL WEST *Primary*

FOUR OAKS

## Home Learning Pack

Reception

Week Beginning 22.03.21



## **Home Learning Links**

### **Oxford Owl**

For a limited time, the Oxford reading scheme books we use to support your child's reading in school and at home are providing free access to selected books. All you need to do is click on the link below and register an email to get reading.

<https://home.oxfordowl.co.uk/books/free-ebooks/>

### **Phonics Play**

This is a great resource that we use in school to support the teaching of phonics. They have a range of games for the children to complete where they will be applying their phonic knowledge. Some of the games are free or you can subscribe for free 7 day trial which allows you full access

<https://new.phonicsplay.co.uk/>

### **Oak National Academy**

This website has been created by 40 teachers from some of the leading schools across England, backed by government grant funding. Here you can access all of our lessons. Either you can follow a set plan of lessons across a range of subjects, or you can access particular lessons in certain subjects.

<https://www.thenational.academy/online-classroom/reception#schedule>

### **Teach your monster to read**

Create a monster and take it on an adventure through a magical world. Travel to exciting places, meet fun characters, play games and win prizes as your monster learns the first steps of reading. Minigames help children to develop speed and accuracy of letter recognition. Lots of blending, segmenting and tricky words. Read for purpose with magical little books. A great way to help your children with reading at home. The website is free.

<https://www.teachyourmonstertoread.com/>

### **White rose maths**

The White Rose Maths Team has prepared a series of five maths lessons for each year group. They add five more each week for the next few weeks. Every lesson comes with a short video showing you clearly and simply how to help your child to complete the activity successfully.

<https://whiterosemaths.com/homelearning/early-years/>

### **Letters and Sounds**

Filmed phonics lessons that follow phases 2 to 5 of the Letters and Sounds programme for reception, year 1 and learning to blend. Parent guidance videos.

[https://www.youtube.com/channel/UCP\\_FbjYUP\\_UtldV2K\\_-niWw](https://www.youtube.com/channel/UCP_FbjYUP_UtldV2K_-niWw)

### **Numberblocks**

We use the Numberblocks to support our teaching of Maths Mastery. Check out the website for clips to help support your child's maths development.

<https://www.bbc.co.uk/cbeebies/shows/numberblocks>

### **World Book Online**

World Book online have just made their fabulous collection of over 3,000 e-books and audiobooks available for free for children to access at home. They have books suitable for all ages. Click on the following link to access them.

<https://worldbook.kitaboo.com/reader/worldbook/index.html?usertoken=Mjk5MzQ6MTpJUjA5MjAxNjoyO mNsaWVudDE2OTc6MTY5NzoyMjE2Mjg4OjE6MTU4NDM4MDEzMzA2Mjp1cw%3D%3D>

**Read Works.org**

Read Works offers access to 3000+ comprehension for all age groups. Just sign up for a free account to access fantastic texts.

<https://www.readworks.org/>

**Beanstalk**

Beanstalk website is packed with lots of interactive materials for children aged 1 to 6. They are offering free access to all families during the COVID-19 pandemic.

<https://beanstalk.co/>

**Education Quizzes**

A series of short quizzes for children to complete related to the National Curriculum subjects. Just select KS1 for Reception, Year 1 & Year 2 and select KS2 for Years 3-6.

<https://www.educationquizzes.com/ks1/>

**Top Marks**

A range of activities here but especially good interactive activities for maths.

<https://www.topmarks.co.uk/>

### Key Question Week 11: Who has crash landed at Hill West?

#### Key Text for Linked Learning: Aliens love underpants

What has happened in our playground? Has a spaceship landed? Who could it be? Dr Clarke spotted something running across the playground it had 3 eyes, was bright blue with yellow furry stripes. What might it be? After heading to the moon last week, we will be back down on planet Earth but somebody has followed us! The children will be helping our new little friends to get home this week by building them a new spaceship. They will be learning about planet Earth to share with our new little space aliens. The children will read clues about the alien's planet. Can they guess what planet it is?

#### PSED:

There will be many opportunities where the children will be working together to create Alien related imaginative things this week. They will be encouraged to listen to the ideas from their peers and take turns.

#### Communication and Language:

Children will become mini detectives to find out what has happened at school. They will listen and respond to ideas expressed by others in discussion.

**Physical Development:** In Physical Development this week, the children will continue developing their kicking skills. They will be working on kicking a ball with increasing control to a friend. We will be focusing on their handwriting this week. The children will be working on ensuring they are forming some letters correctly.

#### Literacy:

In phonics this week, the children they will be consolidating our knowledge on the phase 3 phoneme. They will be applying it in their reading and writing of phase 3 word e.g. moon, flower, rain. The children will also be encouraged to write sentence including the phase 3 tricky words.

In writing, they will be applying their writing skills in a variety of ways from writing 'missing' posters, descriptions and facts about what has happened.

**Mathematics:** In Number, the children will be learning about the numeral 15. The numberblock 15 will be introduced to them and they will be representing 15 in different ways e.g. numicon, cubes, fingers, tens frame (same value, different appearance). They will be looking at what numbers make 15 and how the numeral 15 looks. We will be consolidating 'one more' and further developing 'one less'. Children will be encouraged to find 'one less' than a given number; practically, using recorded methods and mentally.

In Shape, Space and Measure, the children will be learning the days of the week and months of the year through chants and songs. Can they think of what month their Birthday or a different event or favourite time of year is in?

#### Understanding of the World:

As part of their understanding of the world area of learning, the children will continue to learn simple facts about the planets. They will be using a simple program on the laptops to design a new planet for the aliens to return to.

#### Expressive Arts and Design:

In small groups, the children will be building a new spaceship from junk modelling to help our visiting alien return to their home planet.

#### Vocabulary:

The children will be exposed to this vocabulary this week. They will learn the meaning of these words too.

**Earth                  Space                  alien                  surprise                  delighted**

In phonics this week we continuing to practise how to correctly pronounce and form each phase 3 grapheme. The following link will help ensure your child is using the correct pronunciation:




<https://www.youtube.com/watch?v=vU2vWZKS7rY>

As we continue to practise blending, have a go at the activities below or read a book, segmenting and blending the words inside!


Blending video - <https://www.youtube.com/watch?v=QGECmpOwNEk>

## Phase 3 Early Reading Comprehension Activity 6

Read the sentence. Add the information to the picture.



Practise reading and writing these phase 3 tricky words.  
Can you find them in a book?



Have you played these **NEW** phonics games?

Picnic On Pluto

<https://www.phonicsplay.co.uk/resources/phase/2/picnic-on-pluto>

Phonics Matching

<https://www.phonicsbloom.com/uk/game/match-cards?phase=2>

Odd One Out

<https://www.phonicsbloom.com/uk/game/odd-sound-out?phase=2>



Please continue to access Reading Eggs daily! Have you been having fun on it?

Practise your maths skills through these fun games...

Roy the Zebra – Days of the Week

<https://www.roythezebra.com/reading-games-high-frequency-words.html>

Teddy Numbers – Counting

<https://www.topmarks.co.uk/learning-to-count/teddy-numbers>

Robot Addition to 10 – Adding

<https://www.topmarks.co.uk/addition/robot-addition>

Coconut Ordering – Ordering to 10

<https://www.topmarks.co.uk/ordering-and-sequencing/coconut-ordering>

## Counting Songs

Follow the links to some of the number songs we are singing in school.


One More

<https://www.youtube.com/watch?v=Du6JHupzwVo&t=146s>

Days of the Week

<https://www.youtube.com/watch?v=3tx0rvuXIRg&t=70s>

This week we are learning about the numeral 14.



Meet the Numberblock 15. Did you know  $10 + 5 = 15$ !  
Check out the adventures of the numberblock 15.

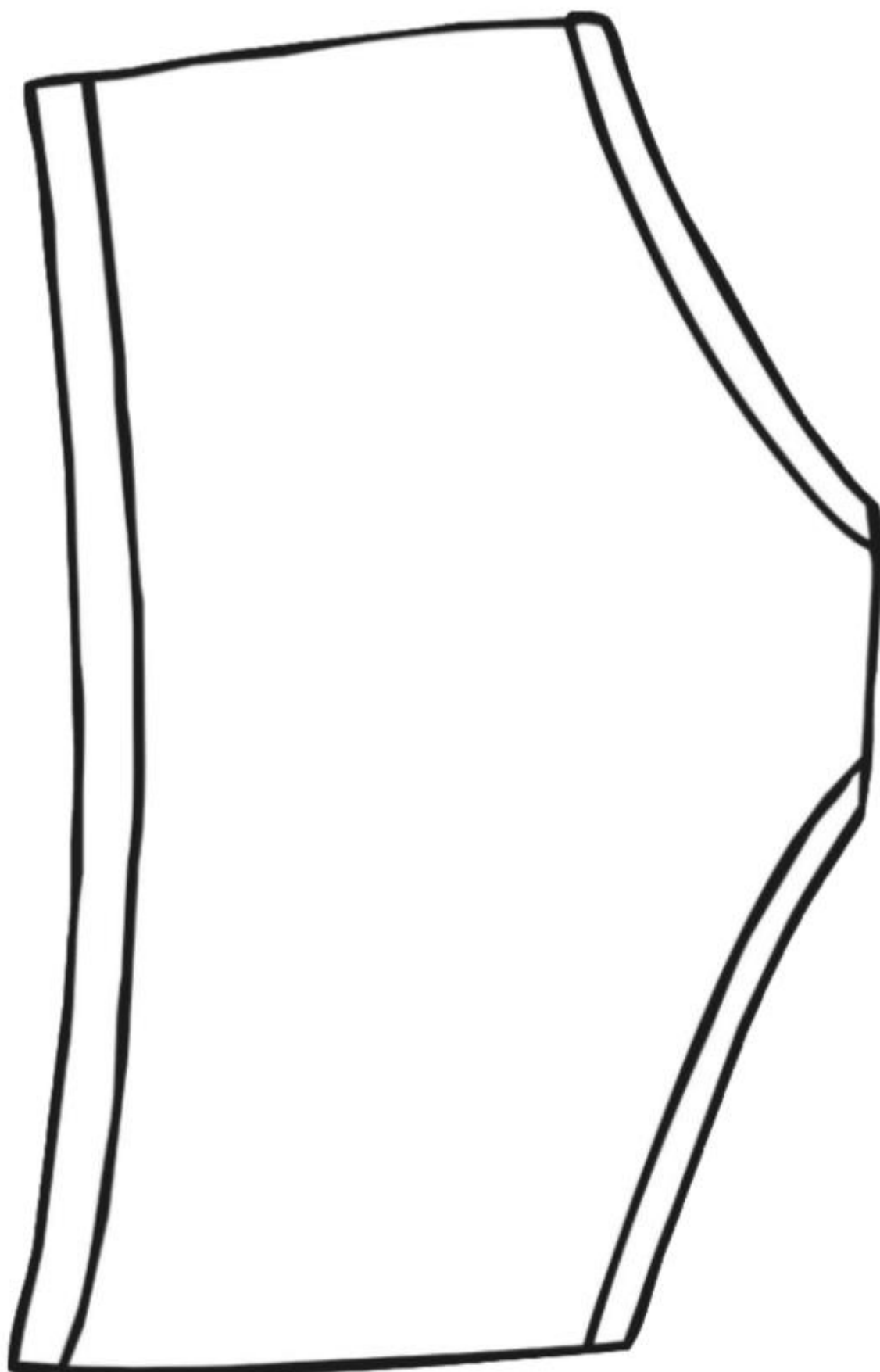
<https://www.youtube.com/watch?v=f6DrklyS8dM>

Can you practise the number 15 formation....

15 15 15 15 15 15



Can you design your own pair of pants for the aliens?





Can you write simple sentences to describe your pants that you  
have created for the aliens?  
Your sentence may start with “my pants are...” or “they are...” You  
may wish to choose your own sentence starter!

---

---

---

---

---



Read the words below, can you sort them into real words for Bob the alien and pseudo words for Obb on the next page?





As we look closely at one less this week, try our one less smash activity as we draw the amount of spots we need and cross one out to represent one less, can you find the answers to all of our number problems?

$$6 - 1 =$$

$$3 - 1 =$$

$$10 - 1 =$$

$$14 - 1 =$$

$$5 - 3 =$$


# Which Alien is it?

Read the sentence  
and match it to the  
correct alien.

It is black.



It is green.

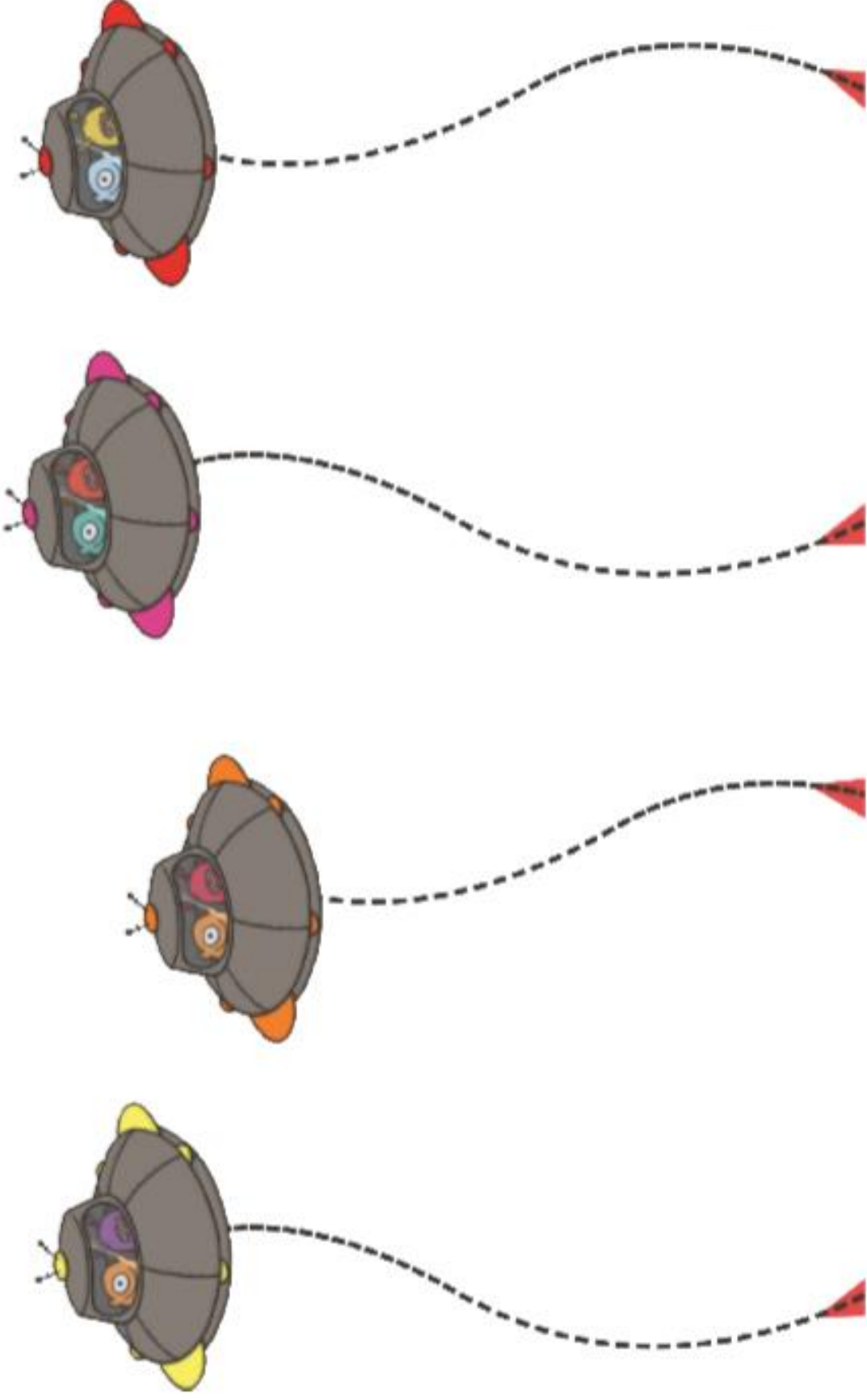


It is red.






# Practising Cutting Skills





Colour in the aliens below, can you cut them out and stick them onto a paper plate cut to the shape of a UFO?





# All about the Number 15

## Home Learning Challenges

Can you see the number 15 on this page? Can you trace over the numbers at the bottom of the page? You could try writing the number 15 on your own too.

15

Find 15 small items like buttons, coins, paperclips or bottle tops. Can you arrange them into a line, a tower and a circle shape? Count them to make sure you have 15 in each shape or line.



Can you find a book with numbered pages? Find the page numbered 15. What pictures are on this page?



Cameron has 10p in his money box and his Grandpa gave him 5 pennies to save. How much money will Cameron have? Can you count on from 10 to find the answer?

Caitlin had a box of 20 raisins. She ate 5 raisins. How many does she have left? Draw a picture to help you work out the answer.



Curly Caterpillar is very hungry and has been eating a line of numbered leaves. He has eaten the leaf between the numbers 14 and 16. Can you draw the leaf that Curly ate? What number do you need to write?



13

14



16

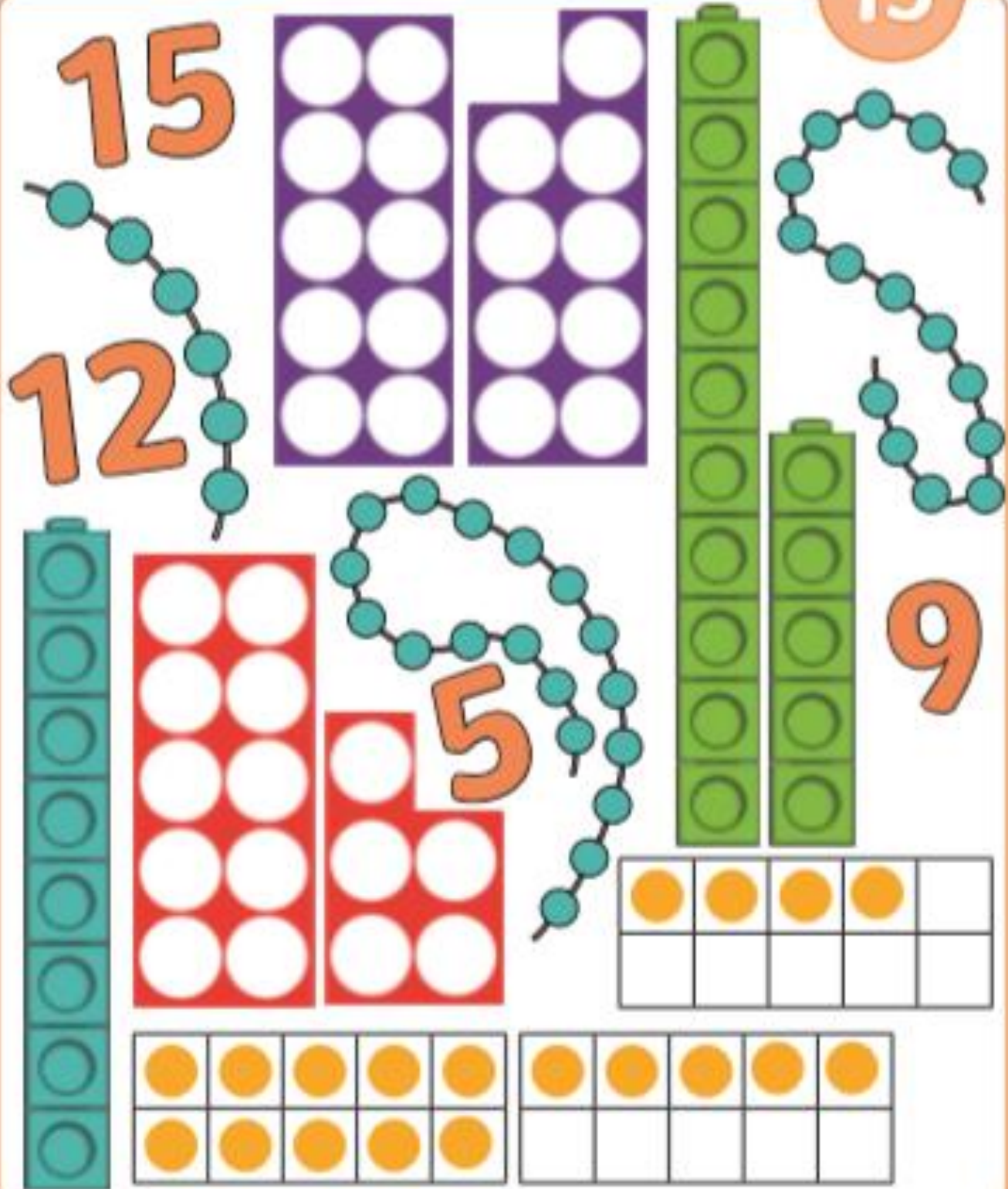
17

15 15 15


# I Spy Number Fifteen

Find and circle all of the number fifteens.

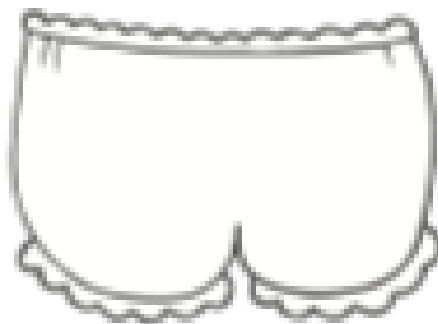
15



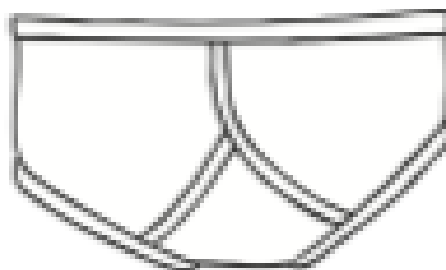
The Aliens pants have lost their colours and patterns!  
Can you read the sentences and colour the pants in  
correctly>



They have spots.

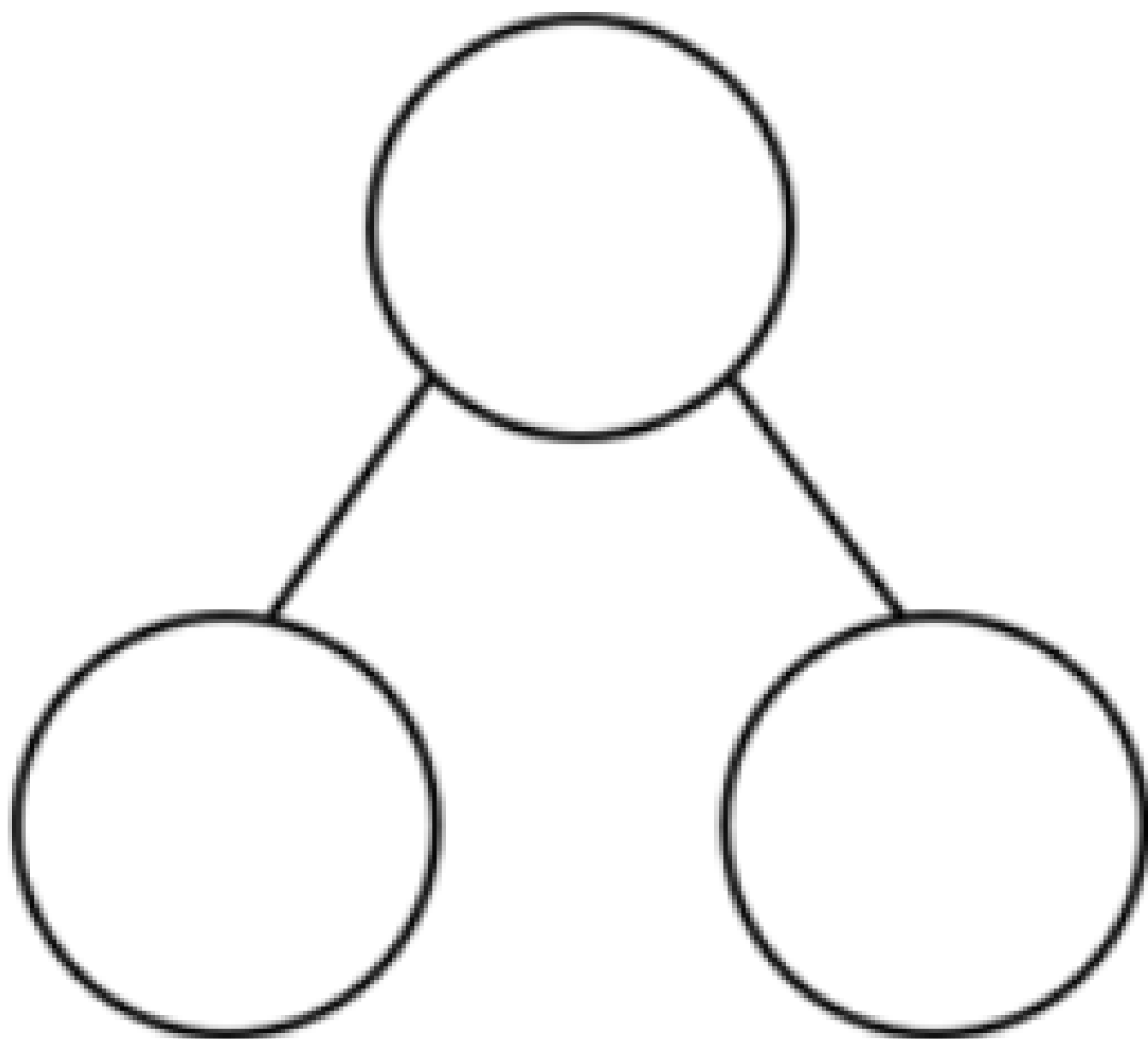
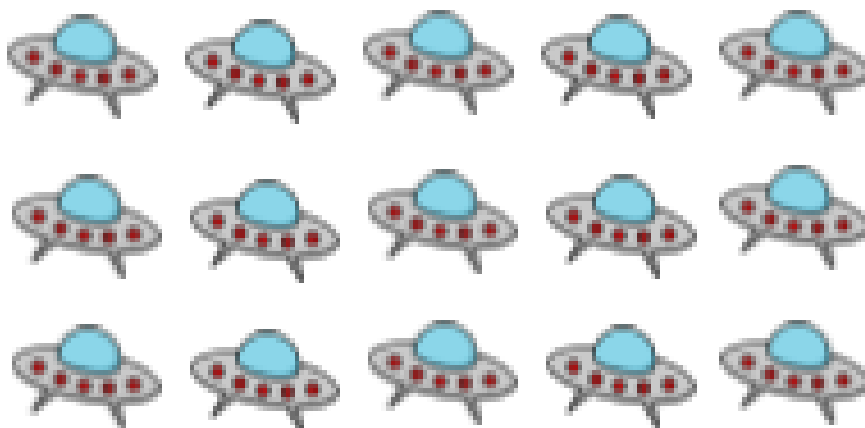


They are green.




They are red and brown.

Can you cut out the UFOs and place them in the part part whole model to create 15?



How good are you at using describing words? Can you show us by writing a simple sentence to describe these aliens?




---

---

---

---

---



---

---

---

---

---








# One Less Counting Worksheet

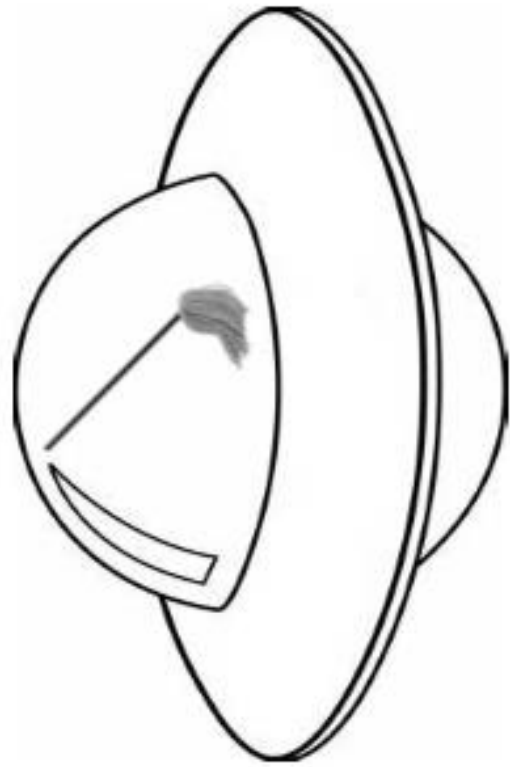
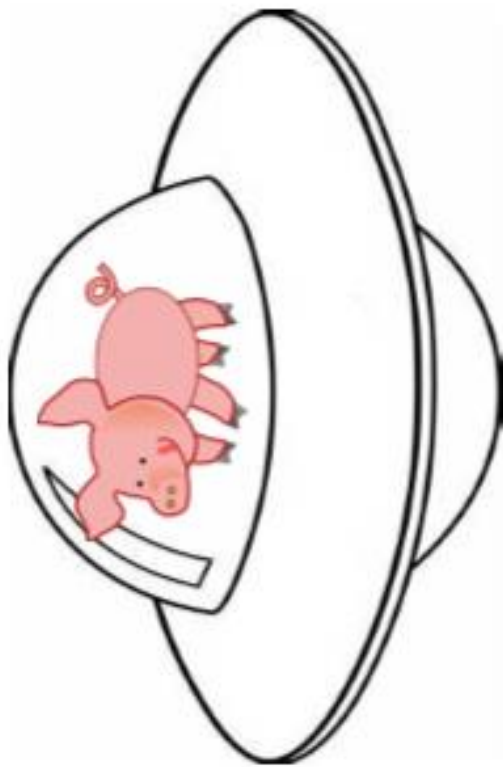
Write down what is one less in the circles



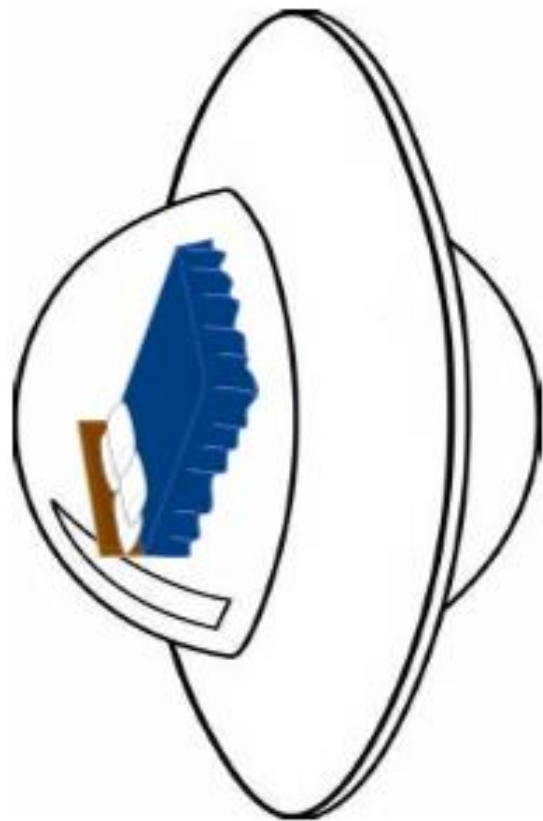
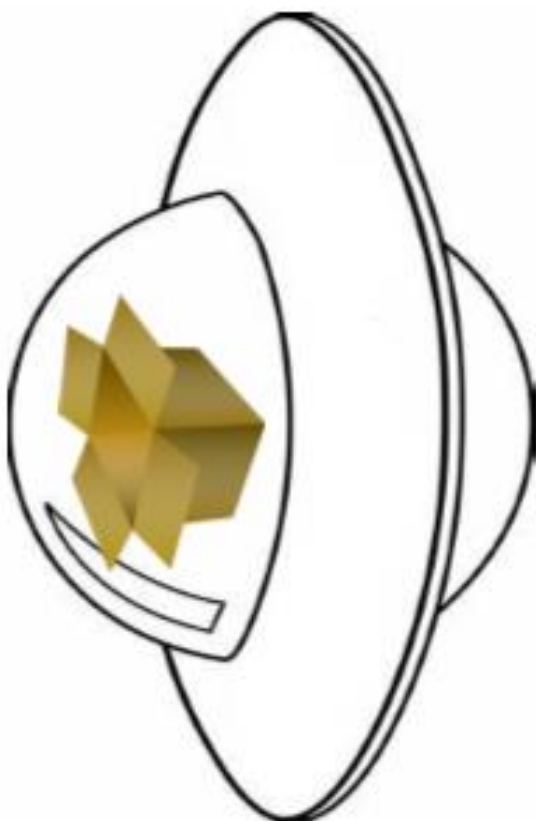
**The Aliens  
have stolen  
some  
numbers!!**

**Can you find  
the numbers  
that are  
missing and  
write them  
back in?**





Write which objects are hiding inside the UFO onto the middle of the UFO.





We know from the story those cheeky aliens love to steal our underpants! What else do you think they would like from Earth? Draw a picture and complete the sentence below.



I think aliens love  
underpants and  
\_\_\_\_\_ too!



# Aliens Love Underpants

## Home Learning Challenge

Ask a grown-up or friend to sing '10 Little Men in a Flying Saucer' with you. You could use your fingers to be the men in the flying saucer and put one down when you sing, "one man flew away."



Design your own planet. Draw a picture of it and think about what shape and colours it might be. What would you call it? Use your phonics sounds to write the name of the planet. Ask a grown-up to help you write some adjectives to describe your planet.



Think about what the aliens might do with the underpants. You could tell a friend, or someone in your family. You could even draw a picture of what you think they use the underpants for.

Ask a grown-up if you can have some recycled materials from your house. Use these to build a spaceship. It could be a small model, big enough to fit a teddy bear inside, or even big enough to fit you!



You could help hang out the washing on the line. See how many items of clothing you can count hanging on the line.



How many words can you think of that rhyme with 'space'? See if you can write down 3.

