



# HILL WEST *Primary*

FOUR OAKS

## Home Learning Pack

Reception

Week Beginning 26.04.21



## **Home Learning Links**

### **Oxford Owl**

For a limited time, the Oxford reading scheme books we use to support your child's reading in school and at home are providing free access to selected books. All you need to do is click on the link below and register an email to get reading.

<https://home.oxfordowl.co.uk/books/free-ebooks/>

### **Phonics Play**

This is a great resource that we use in school to support the teaching of phonics. They have a range of games for the children to complete where they will be applying their phonic knowledge. Some of the games are free or you can subscribe for free 7 day trial which allows you full access

<https://new.phonicsplay.co.uk/>

### **Oak National Academy**

This website has been created by 40 teachers from some of the leading schools across England, backed by government grant funding. Here you can access all of our lessons. Either you can follow a set plan of lessons across a range of subjects, or you can access particular lessons in certain subjects.

<https://www.thenational.academy/online-classroom/reception#schedule>

### **Teach your monster to read**

Create a monster and take it on an adventure through a magical world. Travel to exciting places, meet fun characters, play games and win prizes as your monster learns the first steps of reading. Minigames help children to develop speed and accuracy of letter recognition. Lots of blending, segmenting and tricky words. Read for purpose with magical little books. A great way to help your children with reading at home. The website is free.

<https://www.teachyourmonstertoread.com/>

### **White rose maths**

The White Rose Maths Team has prepared a series of five maths lessons for each year group. They add five more each week for the next few weeks. Every lesson comes with a short video showing you clearly and simply how to help your child to complete the activity successfully.

<https://whiterosemaths.com/homelearning/early-years/>

### **Letters and Sounds**

Filmed phonics lessons that follow phases 2 to 5 of the Letters and Sounds programme for reception, year 1 and learning to blend. Parent guidance videos.

[https://www.youtube.com/channel/UCP\\_FbjYUP\\_UtldV2K\\_-niWw](https://www.youtube.com/channel/UCP_FbjYUP_UtldV2K_-niWw)

### **Numberblocks**

We use the Numberblocks to support our teaching of Maths Mastery. Check out the website for clips to help support your child's maths development.

<https://www.bbc.co.uk/cbeebies/shows/numberblocks>

### **World Book Online**

World Book online have just made their fabulous collection of over 3,000 e-books and audiobooks available for free for children to access at home. They have books suitable for all ages. Click on the following link to access them.

<https://worldbook.kitaboo.com/reader/worldbook/index.html?usertoken=Mjk5MzQ6MTpJUjA5MjAxNjoyOmNsaWVudDE2OTc6MTY5NzoyMjE2Mjg4OjE6MTU4NDM4MDEzMzA2Mjp1cw%3D%3D>

**Read Works.org**

Read Works offers access to 3000+ comprehension for all age groups. Just sign up for a free account to access fantastic texts.

<https://www.readworks.org/>

**Beanstalk**

Beanstalk website is packed with lots of interactive materials for children aged 1 to 6. They are offering free access to all families during the COVID-19 pandemic.

<https://beanstalk.co/>

**Education Quizzes**

A series of short quizzes for children to complete related to the National Curriculum subjects. Just select KS1 for Reception, Year 1 & Year 2 and select KS2 for Years 3-6.

<https://www.educationquizzes.com/ks1/>

**Top Marks**


A range of activities here but especially good interactive activities for maths.

<https://www.topmarks.co.uk/>

# Are you ready for another fun filled week?

This week is all about the farm!  
Can you name animals that live on the farm?  
Have you been to a farm before?

Our text this week is “What the Ladybird Heard.”






In phonics this week we continuing to practise how to correctly pronounce and form each phase 3 grapheme. The following link will help ensure your child is using the correct pronunciation:

<https://www.youtube.com/watch?v=vU2vWZKS7rY>

We will also be revising out phase 2 and phase 3 tricky words – have a listen to the songs below to help refresh your memory!

Phase 2 tricky words - <https://www.youtube.com/watch?v=TvMyssfAUx0>

Phase 3 tricky words - <https://www.youtube.com/watch?v=R087lYrRpgY>

<b>into</b> 	<b>I</b> 	<b>the</b> 
<b>no</b> 	<b>go</b> 	<b>dad</b> 

<b>her</b>	<b>we</b>	<b>be</b>
<b>are</b>	<b>my</b>	<b>all</b>

Have you played these **NEW** phonics games?

Picnic On Pluto

<https://www.phonicsplay.co.uk/resources/phase/2/picnic-on-pluto>

Phonics Matching

<https://www.phonicsbloom.com/uk/game/match-cards?phase=2>

Odd One Out

<https://www.phonicsbloom.com/uk/game/odd-sound-out?phase=2>



Please continue to access Reading Eggs daily! Have you been having fun on it?

Practise your maths skills through these fun games...

Roy the Zebra – Days of the Week

<https://www.roythezebra.com/reading-games-high-frequency-words.html>

Teddy Numbers – Counting

<https://www.topmarks.co.uk/learning-to-count/teddy-numbers>

Robot Addition to 10 – Adding

<https://www.topmarks.co.uk/addition/robot-addition>

Coconut Ordering – Ordering to 10

<https://www.topmarks.co.uk/ordering-and-sequencing/coconut-ordering>

### Counting Songs

Follow the links to some of the number songs we are singing in school.

One More

<https://www.youtube.com/watch?v=Du6JHupzwVo&t=146s>

Days of the Week

<https://www.youtube.com/watch?v=3tx0rvuXIRg&t=70s>

**This week we are looking at the number 16!**



**Check out the adventures of number 16 below.**

<https://www.youtube.com/watch?v=r6HlwmlYB5g>

Can you represent 16 on the tens frames?




# Doubling!

As we begin to develop our doubling skills this week take a look at The National Oak academy unit that talks through all things doubling!

<https://teachers.thenational.academy/lessons/understanding-the-concept-of-double-6gw3ad>

Can you trace  
the numbers?

1

2

3

4

5

6

7

8

9


10




Can you complete the mind map?

Which animals  
would we find at  
the farm?


Write the number sentence for each ladybird double.




$1 + 1 = \underline{\hspace{2cm}}$




$2 + 2 = \underline{\hspace{2cm}}$



$3 + 3 = \underline{\hspace{2cm}}$



$4 + 4 = \underline{\hspace{2cm}}$



$5 + 5 = \underline{\hspace{2cm}}$




This week we will recap our knowledge of 3D shapes – how many can you name?

You can find more information on the National Oak Academy page:

<https://teachers.thenational.academy/lessons/describing-and-sorting-3d-shapes-6mtk2r>

Create your own farm animals book!



Farm  
Animals



---

---

---

4

---

---


---




---

---


---



Double 3 is \_\_\_\_\_



Double 4 is \_\_\_\_\_



Double 7 is \_\_\_\_\_

Using the cards over these two pages can you read which farm animal is written down and peg or circle the animal's picture to match\?

**COW**



**pig**





horse



sheep

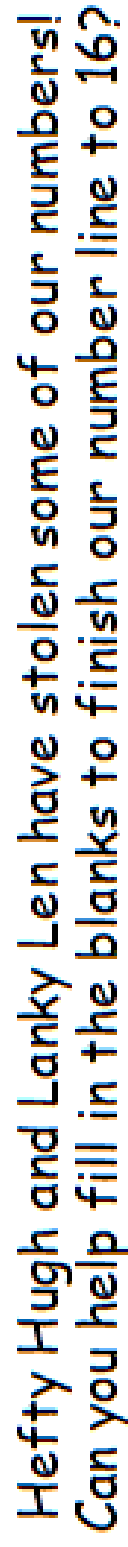


goat



rabbit





Hefty Hugh and Lanky Len have stolen some of our numbers!  
Can you help fill in the blanks to finish our number line to 16?



Complete the sentences using the correct 3d shapes.

This



box

is

a

This



ball

is

a

This



tin

is

a



cube



sphere



cylinder



Show your creative side and create your own ladybird,  
there are some examples below! Once you have  
completed your masterpiece use the template on the  
next page to write a simple sentence describing your  
ladybird. 😊



