



# HILL WEST *Primary*

FOUR OAKS

## Home Learning Pack

Year 1

Week Beginning 03.05.21



## Home Learning Links

### Oak National Academy

Oak National Academy is an online classroom and resource hub. It provides high-quality video lessons and resources to support teachers, parents and pupils.

[www.thenational.academy](http://www.thenational.academy)

### BBC Bitesize

With BBC Bitesize it is easy to keep learning at home. You can access regular daily lessons in English, maths and other core subjects.

<https://www.bbc.co.uk/bitesize>

### Phonics English Hubs

Online phonics lessons for the Letters and Sounds phonics programme.

<https://www.wandleenglishhub.org.uk/lettersandsounds>

### World Book Online

World Book online have just made their fabulous collection of over 3,000 e-books and audiobooks available for free for children to access at home. They have books suitable for all ages. Click on the following link to access them.

<https://worldbook.kitaboo.com/reader/worldbook/index.html?usertoken=Mjk5MzQ6MTpJUjA5MjAxNjoyOmNsaWVudDE2OTc6MTY5NzoyMjE2Mjg4OjE6MTU4NDM4MDExMzA2Mjp1cw%3D%3D>

### Read Works.org

Read Works offers access to 3000+ comprehension for all age groups. Just sign up for a free account to access fantastic texts.

<https://www.readworks.org/>

### Beanstalk

Beanstalk website is packed with lots of interactive materials for children aged 1 to 6. They are offering free access to all families during the COVID-19 pandemic.

<https://beanstalk.co/>

### Tutortastic

An online platform with tutorials and videos for home learning.

<https://www.tutortastic.co.uk/blog/homelearning>

### Education Quizzes

A series of short quizzes for children to complete related to the National Curriculum subjects. Just select KS1 for Reception, Year 1 & Year 2 and select KS2 for Years 3-6.

<https://www.educationquizzes.com/ks1/>

### Top Marks

A range of activities here but especially good interactive activities for maths.

<https://www.topmarks.co.uk/>

### Classroom Secrets

Classroom Secrets Kids is offering free access to everyone until the end of April 2020. The platform is aimed at primary aged children and covers subjects such as maths, reading, grammar and

spelling. The platform is really child-friendly so that they're able to access it on their own. There are a load of games and interactive activities from phonics to SATs

<https://kids.classroomsecrets.co.uk/>

### **National Geographic**

National Geographic is a great platform for learning and it's totally free. There are online games, resources and competitions, too.

<https://www.natgeokids.com/uk/teacher-category/primary-resources/>

### **Reading Eggs**

### **NOTICES FOR PARENTS**

--

<b>Key Question Week 3:</b> What are friends for?
<b>Key Text for Linked Learning:</b> Elmer
<b>Linked Learning:</b> English, PDW, Geography, Science
It's all about our friends and friendship this week. During PDW activities, the children will be thinking about the qualities of a good friend and will be considering actions which show these qualities. In English, the children will be exploring different types of messages including letters and postcards. They will plan and write a letter to a friend, explaining why they are a good friend. We will be looking at the way this genre uses informal, 'chatty' language and will be writing in this style. The children will also be including the punctuation such as question marks and exclamation marks in their writing. In Geography, children will continue to explore the Continents, learning the continents song and locating them on a world map. Children will be talking about maps using correct vocabulary linked to continents, compass points (North, South, East and West) and some geographical features (oceans, weather, hill and river). Children will be able to recall some facts about different continents too (Europe and Africa). In Science children will move on to identifying features of amphibians (head, body, front legs, webbed feet and hind back feet). Children will then use their knowledge of amphibians, birds, reptiles and mammals to categorise them into groups.
<b>Maths:</b> Children will be recapping and using mathematical vocabulary such as larger, longer, shorter, heavier, lighter, full and empty to describe and compare items. Children will be measuring capacity using non-standard units of measure such as plastic cups. Using the non-standard measure children will learning how to estimate, measure and start to record non-standard capacity. With the results from their measuring, children will then compare their findings by ordering them against mathematic vocabulary; has the most and least capacity, biggest and smallest, fullest and emptiest.
<b>Science:</b> See above
<b>History:</b> Children will be comparing different objects from the past to the present and use these objects to compare what is similar and different about them. <b>Geography:</b> See above
<b>Computing:</b> Children will be recapping their learning of what a digital footprint is; data trace can be left on the internet, computers, mobile devices or other mediums. A digital footprint can be used to track the user's activities and devices. They will then use this to revise the importance of keeping private information safe such as full name, birthdays, address etc.
<b>Music:</b> Children will be listening and appraising the song, 'Your Imagination by Joanna Mangona and Pete Readman'. Children will be listening closely to find the pulse and moving their body such as nodding their heads, stamping their feet and clapping their hands.
<b>Art / Design Technology:</b> Children will revise the importance of healthy food choices and what we need in a healthy diet. Children will then use this knowledge to sort and group food items into healthy and unhealthy groups and explain their reasons for their choices.
<b>PDW / R.E:</b> See above
<b>P.E:</b> Children will be working towards playing a range of invasion games; This week the children will work in pairs and we will be teaching them how to defend a ball using body movement and marking a player. This will be developed further through games of 'bench ball' style game in groups of six.
<b>Vocabulary:</b> The children will be learning the following words:  herd patchwork decorate unnoticed bunches parade ordinary re-joined bear celebrate

English 1 - This week we are looking at informal letters. Look at the letters and postcards below. What clues tell you that the person writing the letter/postcard already knows the person they are writing to. Complete the mind map below.

Dear children,

I am having a lovely time at the seaside! Today I went swimming in the sea – it was a bit cold but it was really fun! I also built a really big sandcastle and put a flag on the top. I am going to look for some shells to put on my sandcastle now and then I am going to get an ice cream. What do you like to do at the seaside? What creatures do you think I'll see when I'm looking for shells? I wonder if I'll see a crab!

Wish you were here!

From Buttons the Bear



Hill West Primary School

Clarence Road

Sutton Coldfield

B74 4LD

twinkl.com

Dear Grandma,

I'm on holiday in London. There are lots of things to see and do!

On Monday we saw Big Ben. On Tuesday we went on the London Eye. On Wednesday we saw Tower Bridge. On Thursday we went on a big red bus. On Friday we went to the park. On Saturday we saw Buckingham Palace, but we didn't see the Queen! Today is Sunday – it's time to go home!

See you soon!  
Love Lucy xx



Mrs Jones

24 New Street

Cardiff

CF1 4SC



English 1

Miss Arkinstall  
Hill West Primary School  
Clarence Road  
Sutton Coldfield  
B74 4LD

Tuesday 4<sup>th</sup> May 2021

Dear Miss Beardmore,

How are you? I have been busy reading books at home.

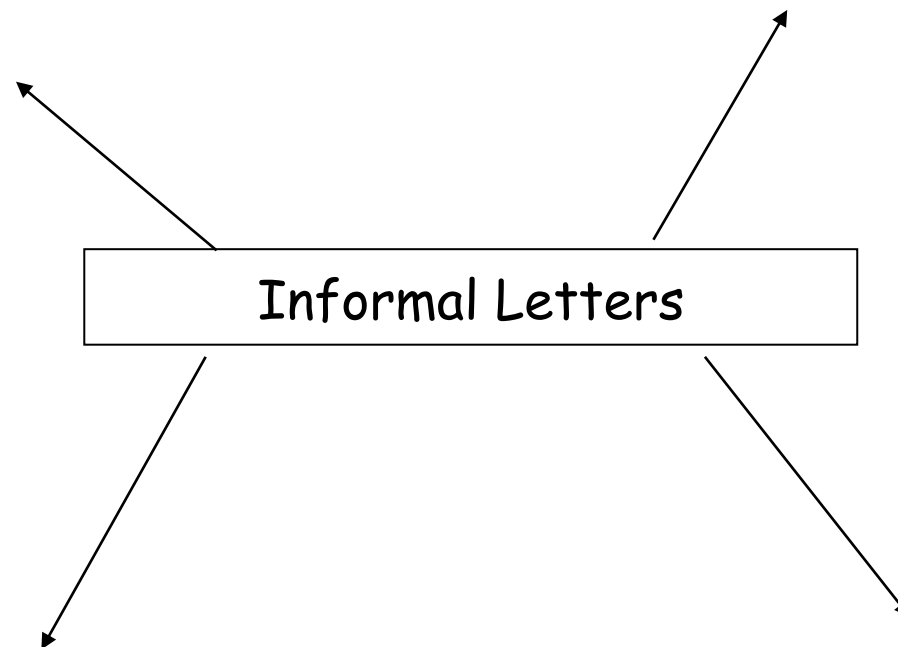
I wanted to tell you that you are a good friend because you are caring, helpful and always play games with me. You helped me when I fell over. What a kind friend!

Am I a good friend?

See you soon,

From Miss A xx

English 1 - After reading the postcards/ letters, note down the features of an informal letter.



English 2 - Plan your letter to your friend.

Who is your friend that you are writing to?  Dear	<hr/>
What question are you going to ask them?  How are you? Where have you been? What have you been doing?	<hr/> <hr/>
Why are they a good friend?	You are a good friend because  <hr/> <hr/> <hr/>
Exclamation sentence ! What a good friend!  How amazing!  How kind are you!	<hr/> <hr/>
Sign off  From Love from See you soon	<hr/>

English 3 - Read the sentences and work out is it a question mark, exclamation mark or full stop?

a) Do you like cake



b) Look out



c) Dad is mowing the lawn



d) Would you like to play with me



e) Well done Riley



f) Sam went down the slide



English 3 - Read the sentences and work out is it a question mark, exclamation mark or full stop?

a) Would you like to go for a walk



b) Sarah went to school



c) Be careful



d) What time does the party start



e) I'm so excited



f) The bird was singing in the tree



English 4 - Write your letter to your friend telling them why they are a good friend in full sentences. Use your plan from Wednesday (English 2) to help you. Do not forget to add chatty language, a question and an exclamation sentence.

Hill West Primary School

## Clarence Road

## Sutton Coldfield

B74 4LD

This image shows a blank sheet of white paper with horizontal ruling lines. The lines are evenly spaced and extend across the width of the page. There is no handwriting or other markings on the paper.

Vocabulary - deconstruct the word 'ordinary'.

Picture:

Syllables (clap out the sounds of the word):



Synonyms (words that mean the same):


Word:

ordinary

Opposite (what is the opposite?):

Meaning (what does the word mean?):

Put it in a sentence: Remember ABC (A)



## Maths 1

Draw a line to show how much water would be in each container.



Full



Nearly full



Half full



Nearly empty



Full



Nearly full



Half full



Nearly empty



Full



Nearly full



Half full



Nearly empty



Full



Nearly empty



Half full



Nearly full



Nearly empty



Full




Half full



Nearly full

## Maths 2

Order the containers from the one that holds the most to the one that holds the least.  
Put the letters in the boxes below:



Now answer these questions:

Which containers hold more than the mug? .....

Which containers hold less than the pint glass? .....

Can you think of a container that might hold more than the jug? .....

Can you think of a container that holds less than the egg cup? .....

### Work in pairs

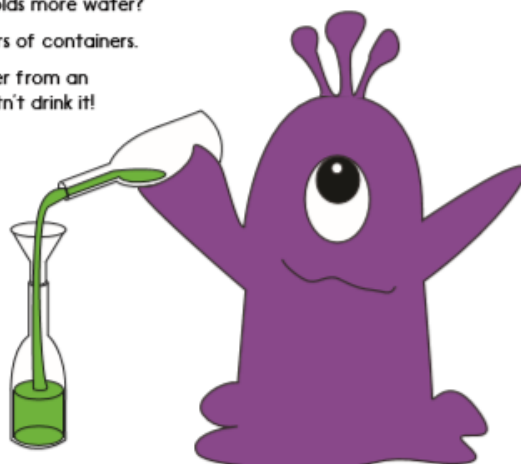
#### Things you will need:

- A jug of green water from an alien planet
- Funnel
- Washing up bowl
- Range of containers (bottles and cups)




#### What to do:

- Choose two containers. Which do you think will hold more alien water?
- Put the two containers in the washing up bowl to catch any spilled water.
- Fill the bigger container with water.
- Now pour the water from the bigger container through the funnel into the small container. Is there room left or did it overflow?  
So, which container holds more water?
- Repeat with other pairs of containers.
- Remember, this is water from an alien planet – we mustn't drink it!



## Maths 3

1. Which container has the biggest capacity? Tick the one you think holds the most water.



2. Circle the containers that would hold **more** than a glass of water.



3. Circle the containers that would hold **less** than a school water bottle?



4. Draw containers that would hold **more** water than this watering can.



**Comparing capacities**

Draw a line from each container to show many cupfuls it holds.  
Write the containers in order from the least capacity to the greatest capacity.

4 cupfuls  
6 cupfuls  
8 cupfuls  
2 cupfuls

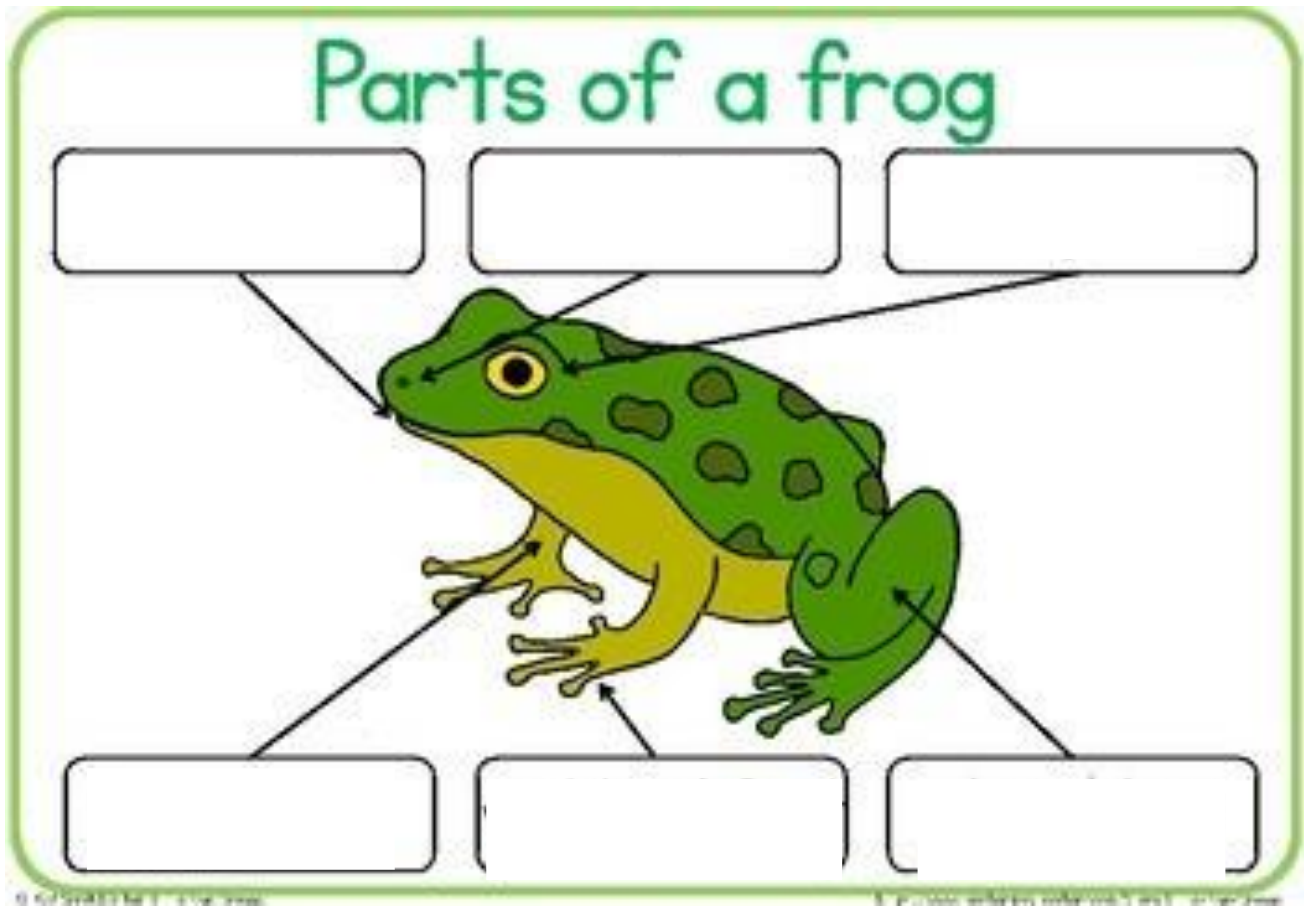
© Hamilton Trust  
resources\_meas-shape-data\_1949

The worksheet features four containers: a teapot, a vase, a bucket, and a bowl. Each container has horizontal lines inside representing cupfuls. The teapot has 4 lines, the vase has 6 lines, the bucket has 8 lines, and the bowl has 2 lines. The containers are labeled 'teapot', 'vase', 'bucket', and 'bowl' respectively. The worksheet is framed by a colorful border with numbers 1 to 50.

Now can compare the objects above into order most to least capacity.

## Science

### Labelling an Amphibian



mouth	nostril	eye
fore arm	webbed feet	hind leg

What other animals are amphibians?

---

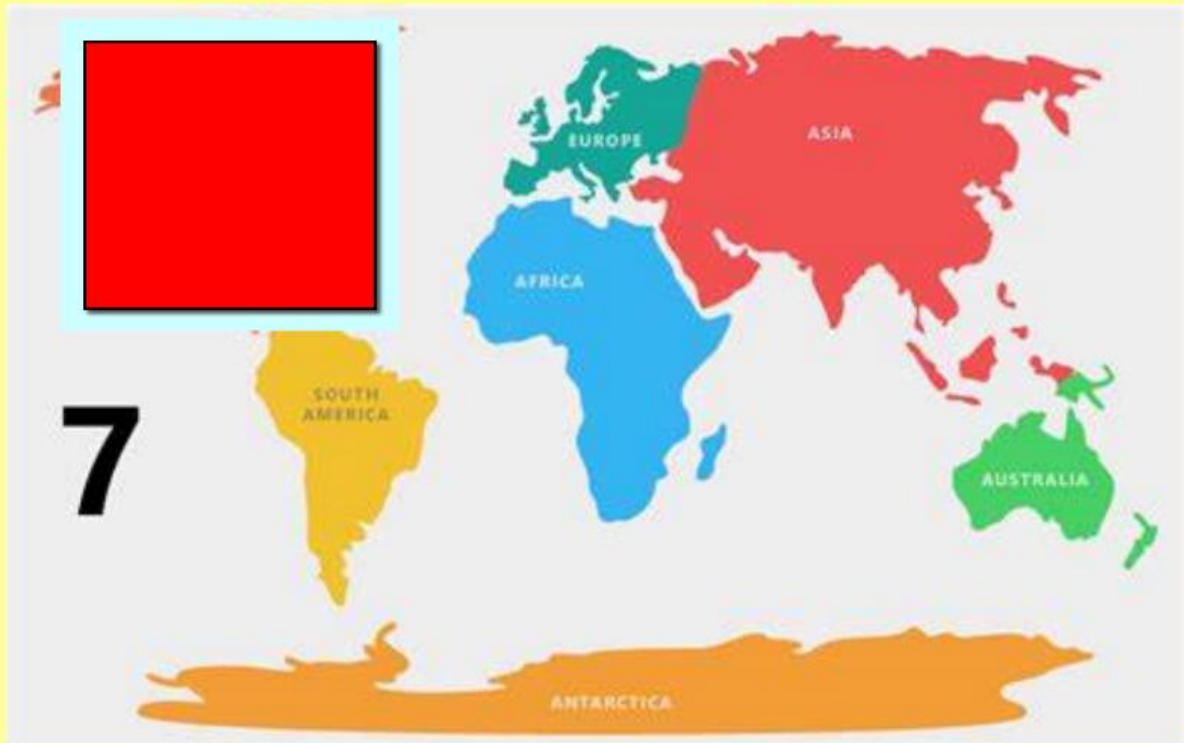
---

---

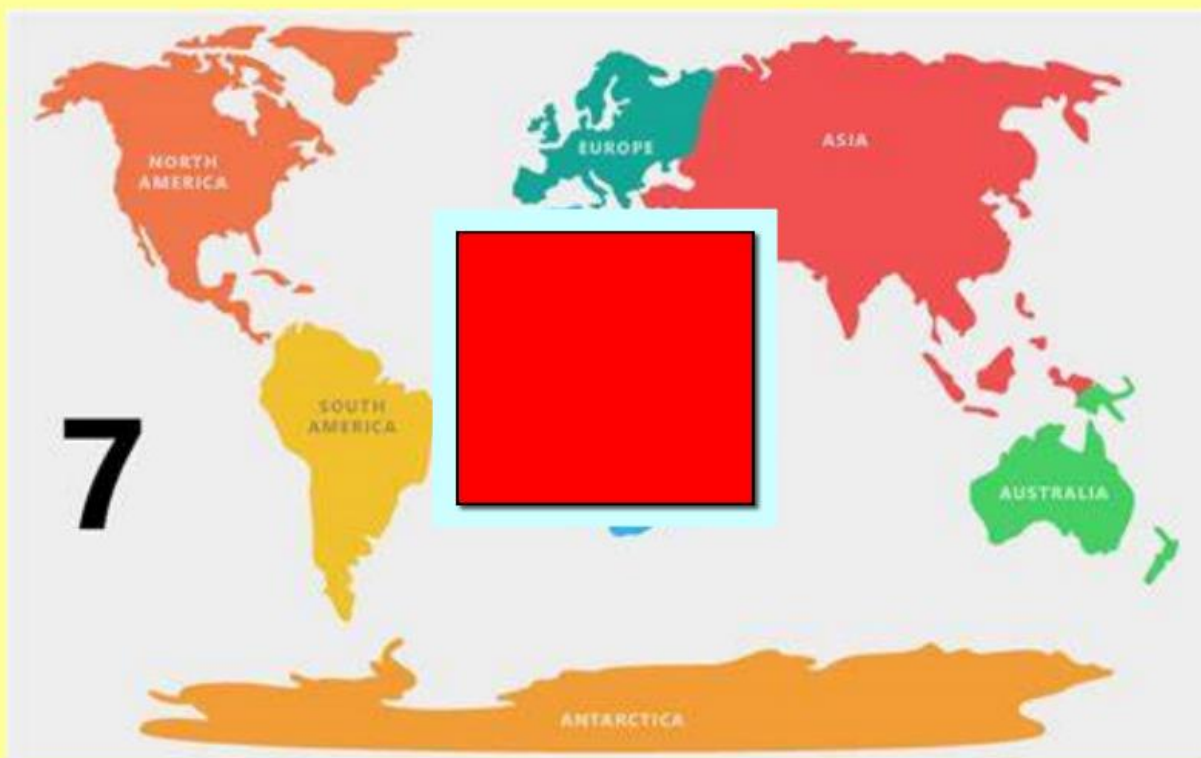
---

## Geography

What continent is missing?



What continent is missing?



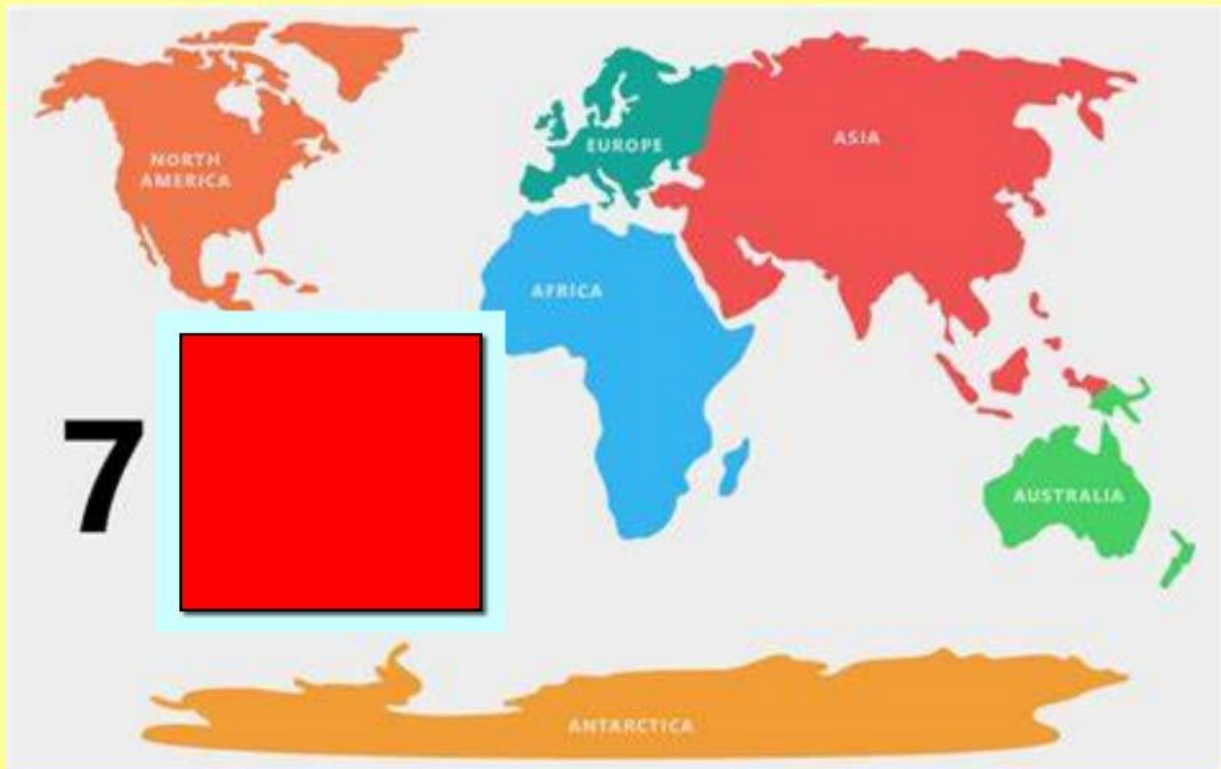
What continent is missing?



What continent is missing?



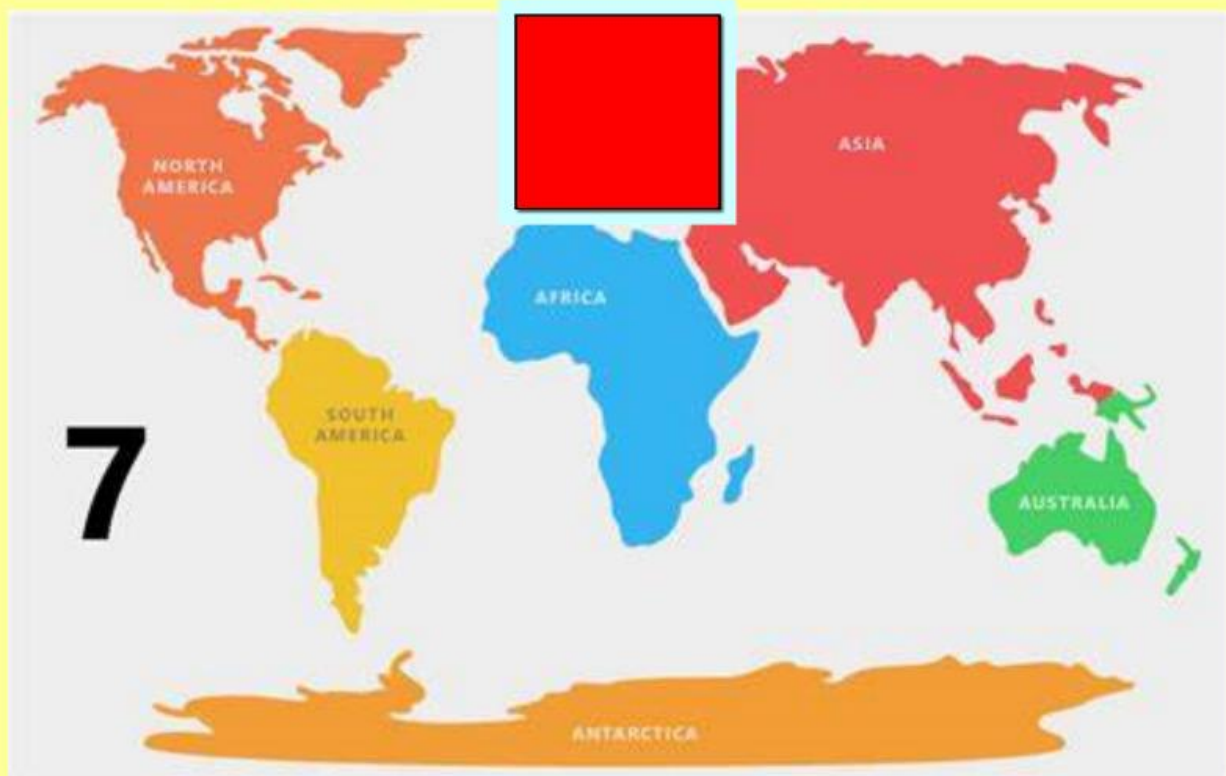
What continent is missing?



What continent is missing?



What continent is missing?



## Computing

When we go online, everything we do leaves a 'footprint' that other people can see, even if it's not something you have posted somewhere publicly. **Digital** means anything to do with computer technology.

What is a digital Footprint?

---

---

---

What personal information do we need to keep private and not tell a strangers and people online?

---

---


---

PDW - watch the clip and consider the friendships in the clip.

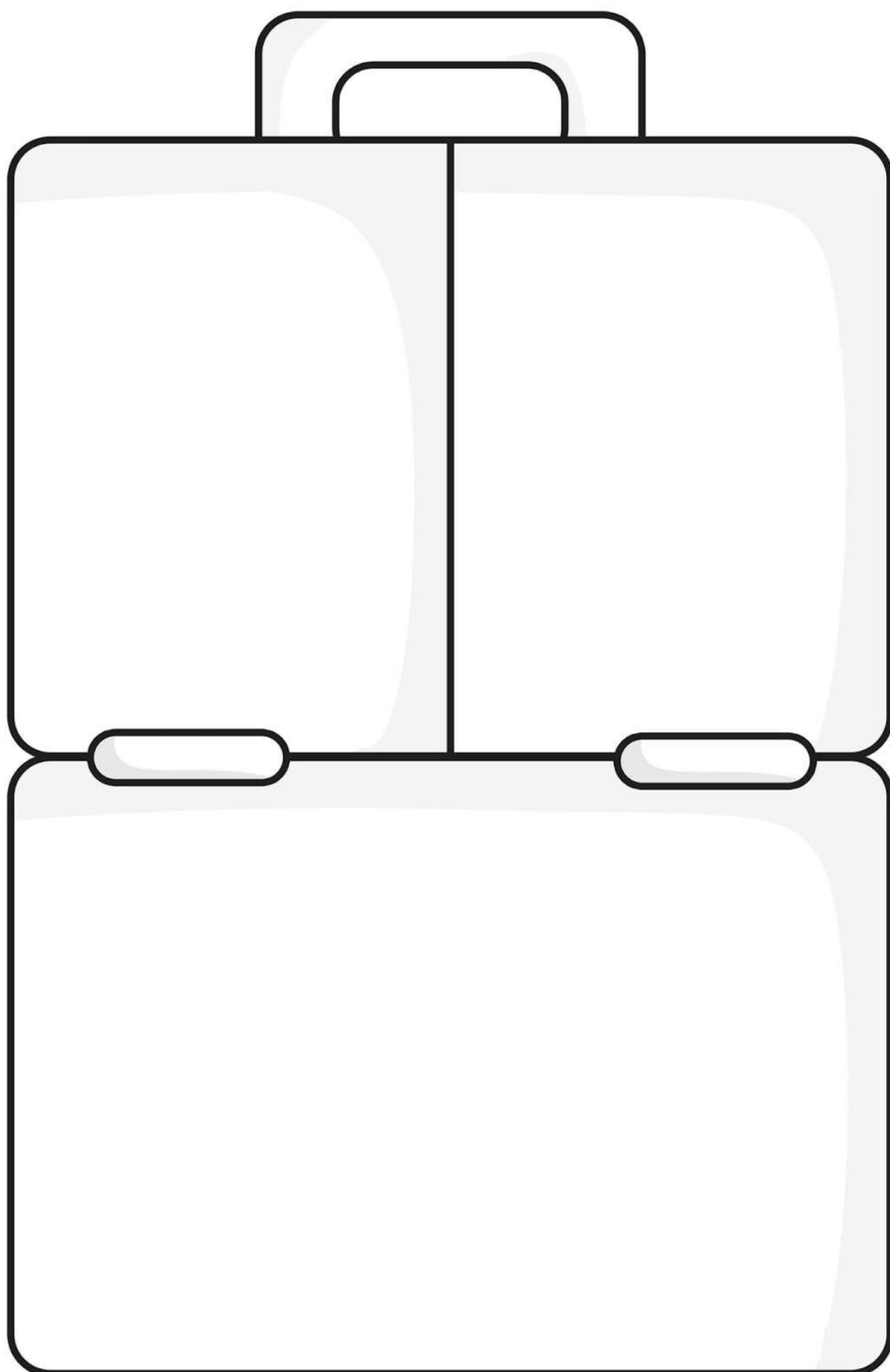
<https://www.youtube.com/watch?v=wBaP6BOTwT8>

Write around the body all the things that make a friend a good friend.

Kind



DT - Design your own healthy balanced lunch box. You may wish to use the pictures on the next page.



DT - Pictures



Phonics - sort the words into the correct ow pronunciation.

ow - COW	ow - snow

down

flow

blow

how

shadow

flower

owl

powder

grow

cow

low

now

crow

bowl

frown

show

snow

town

clown

crowd




















window

tomorrow

brown






growl

Phonics - read the alternative ow words.

s n ow • • 		m ow • 	
b l ow • • 		b ow • 	
th r ow  		y e ll ow • •  	
c r ow • • 		s ow •  	

Can you make some sentences with the alternative ow words?

E.G. My bow was yellow and blue.

	tie	tried	relief	belief
	thief	mischief	fries	die
	field	dries	grief	cried
	tries	pie	cries	shriek
	lie	shield	fried	denied
	brief	believe	diesel	chief

Phase 5 Alternative Pronunciation - ie