



# HILL WEST *Primary*

FOUR OAKS

## Home Learning Pack

Year 1

Week Beginning 24.05.21



## Home Learning Links

### Oak National Academy

Oak National Academy is an online classroom and resource hub. It provides high-quality video lessons and resources to support teachers, parents and pupils.

[www.thenational.academy](http://www.thenational.academy)

### BBC Bitesize

With BBC Bitesize it is easy to keep learning at home. You can access regular daily lessons in English, maths and other core subjects.

<https://www.bbc.co.uk/bitesize>

### Phonics English Hubs

Online phonics lessons for the Letters and Sounds phonics programme.

<https://www.wandleenglishhub.org.uk/lettersandsounds>

### World Book Online

World Book online have just made their fabulous collection of over 3,000 e-books and audiobooks available for free for children to access at home. They have books suitable for all ages. Click on the following link to access them.

<https://worldbook.kitaboo.com/reader/worldbook/index.html?usertoken=Mjk5MzQ6MTpJUjA5MjAxNjoyOmNsaWVudDE2OTc6MTY5NzoyMjE2Mjg4OjE6MTU4NDM4MDExMzA2Mjp1cw%3D%3D>

### Read Works.org

Read Works offers access to 3000+ comprehension for all age groups. Just sign up for a free account to access fantastic texts.

<https://www.readworks.org/>

### Beanstalk

Beanstalk website is packed with lots of interactive materials for children aged 1 to 6. They are offering free access to all families during the COVID-19 pandemic.

<https://beanstalk.co/>

### Tutortastic

An online platform with tutorials and videos for home learning.

<https://www.tutortastic.co.uk/blog/homelearning>

### Education Quizzes

A series of short quizzes for children to complete related to the National Curriculum subjects. Just select KS1 for Reception, Year 1 & Year 2 and select KS2 for Years 3-6.

<https://www.educationquizzes.com/ks1/>

### Top Marks

A range of activities here but especially good interactive activities for maths.

<https://www.topmarks.co.uk/>

### Classroom Secrets

Classroom Secrets Kids is offering free access to everyone until the end of April 2020. The platform is aimed at primary aged children and covers subjects such as maths, reading, grammar and

spelling. The platform is really child-friendly so that they're able to access it on their own. There are a load of games and interactive activities from phonics to SATs  
<https://kids.classroomsecrets.co.uk/>

### **National Geographic**

National Geographic is a great platform for learning and it's totally free. There are online games, resources and competitions, too.

<https://www.natgeokids.com/uk/teacher-category/primary-resources/>

### **Reading Eggs**

### **NOTICES FOR PARENTS**

--

<b>Key Question Week 6:</b> What are the bare necessities of life ?
<b>Key Text for Linked Learning:</b> Jungle Book
<b>Linked Learning:</b> English, Music, Computing,
This week the children will continue their exploration of the artist Henri Rousseau. Children will be manipulating the artist's picture, Tiger in a Tropical Storm, using an iPad to either add or change the image. As well as this, the children will be using tracing paper to trace the image, then deciding which medium they would like to use to recreate the drawing. In English, children will be adapting the story, 'Jungle Book'. The children will plan changes to parts of the story; main character, setting, animals and plot. All children, by the end of the week will have written their own Jungle Book story. In Phonics, the children will be consolidating Phases 3, 4 and 5 sounds through many different activities, such as - phoneme hunts, sound buttoning, using ipads to record spoken sounds and playing many games e.g. trash and treasure.
<b>Maths:</b> This week children will continue to secure their addition and subtraction skills on number bonds to ten. Children will then use their number bonds of 10 to subtract by bridging ten (Eg 15-8 = Move 5 spaces to 10 first before then moving a further 3 to get to the final answer). Towards the end of the week, children will be sorting calculations in accordance to whether they will bridge 10 or not.
<b>Science:</b> Children will use scientific vocabulary to label diagrams of fruit (flower): stem, petal, seeds, roots, leaves, flower. They will use their prior knowledge of labelling a flower to support with this.
<b>Geography:</b> Children will use subject specific vocabulary to describe different types of weather in the U.K including storms, rain, snow, sunny days, heat waves. They will use their knowledge to help them give a weather report on what they have seen (weather types) over the weekend.
<b>History:</b> Children will continue learning about the Wright Brothers and 'Aeroplanes'; What they have done? When they did it?
<b>Computing:</b> See above
<b>Music:</b> Children will be listening and appraising the song, 'Daydream Believer' by The Monkees. They will be comparing this song to the other songs they have learnt this half term and will be deciding which one is their favourite. The children will also create their own listening map; a visual representation of any feelings, words, pictures or colours they might see/feel whilst listening to the song.
<b>Art / Design Technology:</b> Children will complete their Rousseau inspired work by manipulating the image using tracing paper and an iPad.
<b>PDW / R.E:</b> Children will begin to discuss and understand the difference between a secret and a surprise; meaning of them and what to do if they are told to keep something secret.
<b>P.E:</b> Children will be working towards playing a range of invasion games; This week the children will work in small groups of 6 and we will be teaching them how to defend a ball using body movement and marking a player. This will be developed further through games of 'bench ball' style game.
<b>Vocabulary:</b> The children will be learning the following words
<b>Legend   cub   vine   proud   wisdom   strutted   warrior   drawn   bare necessities</b>

## English 1 – Adapting the story ‘The Jungle Book’

What are you changing character, setting or plot? Choose one and then fill in the rest

<https://www.youtube.com/watch?v=P8birSDe1Xs>


<p>Character</p> <p>Who are going to be your characters in your book?</p>	
<p>Setting</p> <p>Where is it going to be set in the main part of the story?</p>	
<p>Plot</p> <p>What is going to happen in your book?</p>	

English 2 – How are you going to set the scene at the beginning of the story?  
Draw a picture and write some expanded noun phrases to describe (Eg. Long dark branches)

Tuesday 25th May

LO , To begin to correctly sequence my sentences to form a short narrative (fictional)

LO, To use expanded noun phrases



---

---

---

---

---

---

---

---

---

---

---

---

---

---

---

## English 3

Using your story plan from Monday – Write the beginning of the story for the adapted Jungle Book. Remember to set the scene and introduce the characters.

[illegible]

## English 4

Now its time to write the middle of the story – What happened in the plot? Remember to use describing words.

[illegible]



## English 5

Now write your adapted ending – is the problem solved? Happy ending or not?

[illegible]

Maths 1 – Can you solve the subtraction number sentences?

### Subtraction practice

Day 1 Sheet 1

$14 - 4 =$

$13 - 3 =$

$17 - 7 =$

$12 - 2 =$

$19 - 9 =$

$16 - 6 =$

$10 - 3 =$

$10 - 5 =$

$10 - 7 =$

$10 - 2 =$

$10 - 6 =$

$10 - 8 =$

Maths 2 – Can you solve the number sentences by subtracting by bridging 10?

## Subtracting bridging 10

Day 1 Sheet 2

We can find  $13 - 8$  in two steps, using our knowledge that 8 is  $3 + 5$ :



Work out these subtractions:

$13 - 3 =$	$10 - 2 =$	So, $13 - 5 =$
$15 - 5 =$	$10 - 3 =$	So, $15 - 8 =$
$12 - 2 =$	$10 - 2 =$	So, $12 - 4 =$
$14 - 4 =$	$10 - 3 =$	So, $14 - 7 =$
$16 - 6 =$	$10 - 3 =$	So, $16 - 9 =$
$15 - 5 =$	$10 - 4 =$	So, $15 - 9 =$

### Challenge

$16 - 8 =$

$14 - 6 =$

$13 - 7 =$


$15 - 6 =$

## Land on 10

### Day 2 Sheet 1

Draw the steps on the beaded number lines to answer each subtraction.

$$14 - 4 = \square \quad 10 - 1 = \square \quad \text{So, } 14 - 5 = \square$$



$$15 - 5 = \square \quad 10 - 1 = \square \quad \text{So, } 15 - 6 = \square$$



$$12 - 2 = \square \quad 10 - 1 = \square \quad \text{So, } 12 - 3 = \square$$



$$13 - 3 = \square \quad 10 - 1 = \square \quad \text{So, } 13 - 4 = \square$$




$$12 - 4 = \square$$





## Land on 10

Day 2 Sheet 3


Answer the subtractions using the beaded number lines.  
Remember to 'bridge 10' each time.

$$14 - 6 = \square$$



$$15 - 8 = \square$$



$$17 - 9 = \square$$



$$13 - 7 = \square$$


$$12 - 6 = \square$$


### Challenge

$$\square - 8 = 8$$



$$17 - \square = 9$$


$$\square - 6 = 5$$


## Will they bridge 10?

Day 3 Sheet 1

Which of these subtractions will bridge 10?  
Circle those you think will have an answer less than 10.



Answer these subtraction number sentences.  
Circle those that did bridge 10.

$14 - 3 = \square$

$12 - 4 = \square$

$11 - 5 = \square$

$13 - 6 = \square$

## Geography

Do a weather report from the weekend or today – what did you see? Hear? Etc.

Day: \_\_\_\_\_

Date: \_\_\_\_\_

What can I see?



What can I hear?



Draw a picture of the weather:



Science 1

Label the parts of the fruit plant.



Flower	Leaf	Stem
Root	Fruit	Seed



## Art 1

Using this image, get some tracing paper or greasy proof paper – can you manipulate it?

Trace the parts from the picture you want to keep and add them to a new blank piece of paper. Then on your new piece add in the new areas you want. New animal, New background etc.



History - Research the Wright Brothers and why they are famous.

What are their names?

---

---

---

Why are they famous?

---

---

---

## The Wright Brothers



Where are they from?

---

When was the first flight?

---

When were they born?

---

Any interesting fact?

---

---

PDW - To know the difference between a surprise and secret.

### **SURPRISE!**

Instructions: Draw a picture of a fun surprise!

### **SECRETS**

Instructions: Draw a picture of a trusted adult you could talk to about a secret that makes you or someone else sad, scared or confused.

## Vocabulary

Picture:

Syllables (clap out the sounds of the word):



Synonyms (words that mean the same):

Word:

necessity

Opposite (what is the opposite?):

Meaning (what does the word mean?):

Put it in a sentence: Remember ABC (U) ●

## PHASE 5 REVISIT



donkey



sky



sea



night



happy



pie



monkey



goodbye



flea



kite



acorn



toe



eight



bone



spray



snow

8

prey



oboe



play



phone

## PHASE 5 REVISIT

flew

flute

boy

four

stew

rude

autumn

girl

blew

cube

cloud

cake



a cloud in the sky



nine beads



a blue tie



a grey whale



a brave knight