



HILL WEST *Primary*

FOUR OAKS

Home Learning Pack

Reception

Week Beginning 14.06.21



Home Learning Links

Oxford Owl

For a limited time, the Oxford reading scheme books we use to support your child's reading in school and at home are providing free access to selected books. All you need to do is click on the link below and register an email to get reading.

<https://home.oxfordowl.co.uk/books/free-ebooks/>

Phonics Play

This is a great resource that we use in school to support the teaching of phonics. They have a range of games for the children to complete where they will be applying their phonic knowledge. Some of the games are free or you can subscribe for free 7 day trial which allows you full access

<https://new.phonicsplay.co.uk/>

Oak National Academy

This website has been created by 40 teachers from some of the leading schools across England, backed by government grant funding. Here you can access all of our lessons. Either you can follow a set plan of lessons across a range of subjects, or you can access particular lessons in certain subjects.

<https://www.thenational.academy/online-classroom/reception#schedule>

Teach your monster to read

Create a monster and take it on an adventure through a magical world. Travel to exciting places, meet fun characters, play games and win prizes as your monster learns the first steps of reading. Minigames help children to develop speed and accuracy of letter recognition. Lots of blending, segmenting and tricky words. Read for purpose with magical little books. A great way to help your children with reading at home.

The website is free.

<https://www.teachyourmonstertoread.com/>

White rose maths

The White Rose Maths Team has prepared a series of five maths lessons for each year group. They add five more each week for the next few weeks. Every lesson comes with a short video showing you clearly and simply how to help your child to complete the activity successfully.

<https://whiterosemaths.com/homelearning/early-years/>

Letters and Sounds

Filmed phonics lessons that follow phases 2 to 5 of the Letters and Sounds programme for reception, year 1 and learning to blend. Parent guidance videos.

https://www.youtube.com/channel/UCP_FbjYUP_UtldV2K_-niWw

Numberblocks

We use the Numberblocks to support our teaching of Maths Mastery. Check out the website for clips to help support your child's maths development.

<https://www.bbc.co.uk/cbeebies/shows/numberblocks>

World Book Online

World Book online have just made their fabulous collection of over 3,000 e-books and audiobooks available for free for children to access at home. They have books suitable for all ages. Click on the following link to access them.

<https://worldbook.kitaboo.com/reader/worldbook/index.html?usertoken=Mjk5MzQ6MTpJUjA5MjAxNjoyOmNsaWVudDE2OTc6MTY5NzoyMjE2Mjg4OjE6MTU4NDM4MDEzMzA2Mjp1cw%3D%3D>

Read Works.org

Read Works offers access to 3000+ comprehension for all age groups. Just sign up for a free account to access fantastic texts.

<https://www.readworks.org/>

Beanstalk

Beanstalk website is packed with lots of interactive materials for children aged 1 to 6. They are offering free access to all families during the COVID-19 pandemic.

<https://beanstalk.co/>

Education Quizzes

A series of short quizzes for children to complete related to the National Curriculum subjects. Just select KS1 for Reception, Year 1 & Year 2 and select KS2 for Years 3-6.

<https://www.educationquizzes.com/ks1/>

Top Marks



A range of activities here but especially good interactive activities for maths.

<https://www.topmarks.co.uk/>

Do you like to be beside the seaside?

Let's go to the beach!

Our texts this week are “Sharing a Shell/Winnie the Witch at the Seaside.”



In phonics this week we continuing to practise how to correctly pronounce and form each phase 3 grapheme. The following link will help ensure your child is using the correct pronunciation:

<https://www.youtube.com/watch?v=vU2vWZKS7rY>


We will also be revising our phase 2 and phase 3 tricky words – have a listen to the songs below to help refresh your memory!

Phase 2 tricky words - <https://www.youtube.com/watch?v=TvMyssfAUx0>

Phase 3 tricky words - <https://www.youtube.com/watch?v=R087lYrRpgY>

Read the tricky words. Then, colour the shells using these clues.

he = red she = blue we = yellow me = green be = orange you = purple



Have you played these **NEW** phonics games?

Picnic On Pluto

<https://www.phonicsplay.co.uk/resources/phase/2/picnic-on-pluto>

Phonics Matching

<https://www.phonicsbloom.com/uk/game/match-cards?phase=2>

Odd One Out

<https://www.phonicsbloom.com/uk/game/odd-sound-out?phase=2>



Please continue to access Reading Eggs daily! Have you been having fun on it?

Practise your maths skills through these fun games...

Roy the Zebra – Days of the Week

<https://www.roythezebra.com/reading-games-high-frequency-words.html>

Teddy Numbers – Counting

<https://www.topmarks.co.uk/learning-to-count/teddy-numbers>

Robot Addition to 10 – Adding

<https://www.topmarks.co.uk/addition/robot-addition>

Coconut Ordering – Ordering to 10

<https://www.topmarks.co.uk/ordering-and-sequencing/coconut-ordering>

Counting Songs

Follow the links to some of the number songs we are singing in school.

One More


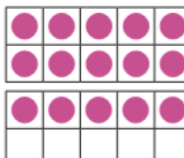
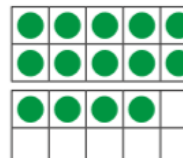

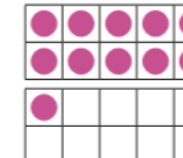
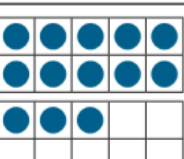
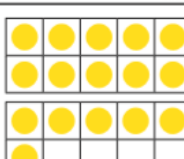

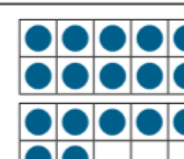
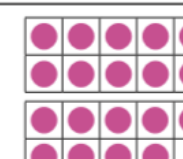
<https://www.youtube.com/watch?v=Du6JHupzwVo&t=146s>

Days of the Week






<https://www.youtube.com/watch?v=3tx0rvuXIRg&t=70s>


Can you match these numbers to the correct representations?

11	12	13	14	15
16	17	18	19	20

Imagine being at the beach, what is tingling your senses?
Can you draw a picture in each section to show?



	
	
	
	
	





What would you
take to the seaside?

Colouring the matching patterns.



Under the Sea Phase 3

Say It, Join It, Write It

Look at the picture. Say the word. Join the letters to build the word. Write the word in the boxes.

say it

join it

write it



sh oo k
t ar n

--	--	--



v a sh
f i m

--	--	--



sh u b
c i p

--	--	--



g o w
r a ck

--	--	--



r e ll
sh a ff

--	--	--

$$5 + 4 = \underline{\hspace{2cm}}$$

$$11 + 3 = \underline{\hspace{2cm}}$$

$$17 + 2 = \underline{\hspace{2cm}}$$

$$2 + 6 = \underline{\hspace{2cm}}$$

$$10 + 5 = \underline{\hspace{2cm}}$$



Starfish



Sea Urchin



Crab



Starfish



Sea Urchin



Crab

Rock pool Snap!
Can you play a
game of rock
pool snap with
someone at
home? See if you
can name the
different rock
pool creatures.



Limpets



Seaweed



Jellyfish



Limpets



Seaweed



Jellyfish



Estimate: _____

Count: _____



Estimate: _____

Count: _____

Read the sentence. Add the information to the picture.

The crab is red.



The shark has ten teeth.



The chest has six coins.



The mermaid held a shell
in her hand.



Phase 4 Tricky Words

so	like	have	said	START
----	------	------	------	--------------

do				
----	--	--	--	--

some	come	were	there	little
------	------	------	-------	--------

				one
--	--	--	--	-----

said	like	what	out	when
------	------	------	-----	------

were				
------	--	--	--	--

do	there	what		
----	-------	------	--	--



Roll a die to move along the board.
Say the word you land on. If you don't know the word, move back.





Draw on the right number of coins.



2p



5p



7p



8p




9p



10p

Cut them, mix them, and match them!



Read the list and draw the correct amount of rock pool creatures into the rock pool.


**In my rock pool
there is :**


5 fish

1 crab

9 shells

2 starfish





What's in the Rock Pool?


Count how many of the following there are in the rock pool:



crabs

starfish

jellyfish



limpets

yellow fish

blue fish

