



HILL WEST *Primary*

FOUR OAKS

Home Learning Pack

Year 1

Week Beginning 05.07.21



Oak National Academy

Oak National Academy is an online classroom and resource hub. It provides high-quality video lessons and resources to support teachers, parents and pupils.

www.thenational.academy

BBC Bitesize

With BBC Bitesize it is easy to keep learning at home. You can access regular daily lessons in English, maths and other core subjects.

<https://www.bbc.co.uk/bitesize>

Phonics English Hubs

Online phonics lessons for the Letters and Sounds phonics programme.

<https://www.wandleenglishhub.org.uk/lettersandsounds>

World Book Online

World Book online have just made their fabulous collection of over 3,000 e-books and audiobooks available for free for children to access at home. They have books suitable for all ages. Click on the following link to access them.

<https://worldbook.kitaboo.com/reader/worldbook/index.html?usertoken=Mjk5MzQ6MTpJUjA5MjAxNjoyOmNsaWVudDE2OTc6MTY5NzoyMjE2Mjg4OjE6MTU4NDM4MDEzMzA2Mjp1cw%3D%3D>

Read Works.org

Read Works offers access to 3000+ comprehension for all age groups. Just sign up for a free account to access fantastic texts.

<https://www.readworks.org/>

Beanstalk

Beanstalk website is packed with lots of interactive materials for children aged 1 to 6. They are offering free access to all families during the COVID-19 pandemic.

<https://beanstalk.co/>

Tutortastic

An online platform with tutorials and videos for home learning.

<https://www.tutortastic.co.uk/blog/homelearning>

Education Quizzes

A series of short quizzes for children to complete related to the National Curriculum subjects. Just select KS1 for Reception, Year 1 & Year 2 and select KS2 for Years 3-6.

<https://www.educationquizzes.com/ks1/>

Top Marks

A range of activities here but especially good interactive activities for maths.

<https://www.topmarks.co.uk/>

Classroom Secrets

Classroom Secrets Kids is offering free access to everyone until the end of April 2020. The platform is aimed at primary aged children and covers subjects such as maths, reading, grammar and

spelling. The platform is really child-friendly so that they're able to access it on their own. There are a load of games and interactive activities from phonics to SATs

<https://kids.classroomsecrets.co.uk/>

National Geographic

National Geographic is a great platform for learning and it's totally free. There are online games, resources and competitions, too.

<https://www.natgeokids.com/uk/teacher-category/primary-resources/>

Reading Eggs

NOTICES FOR PARENTS


--

Key Question Week 11: Which colour are you?
Key Text for Linked Learning: Harold and the purple crayon.
Linked Learning: English, Art, Science
Continuing on from their learning of the key text, 'Harold and the Purple Crayon', children will edit and improve their first drafts of writing from last week. They will then create their final book including their super illustrations and improvements. Children will spend some time reading them aloud to their peers; showcasing the fantastic progress they have made this year. In Art, children will add the final touches to their work from last week to ensure their final piece is their best work, focusing on using their pencil with control to communicate their ideas and meanings. Once completed. Children will comment on differences in others work and suggest way of improving their own. In Science, children will explore the properties of wax and wax crayons seeing what changes happen when wax is placed in different environments such as hot water, microwave, freezer, under hammers etc. Children will use their scientific knowledge to record and compare their own findings; both orally and written down. On Wednesday, it will be our whole school reading the day, learning about the text called 'Flotsam' written by David Wiesner. During this the children will be making predictions using the front cover, constructing their own questions to ask the character from different pictures from the text, deconstructing vocabulary such as 'flotsam; and participating in role play to infer character feelings.
Maths: Continuing to work with time children will begin to read the time to the half hour on both analogue and digital clocks; learning the value of numbers in digital forms. Children will be making times from the time cards and set the hands of an analogue clock and then see if they can identify what that time might be on a digital clock too. Once children have learnt some of the new digital clock times, they will match analogue and digital times together. Then to progress this further will match analogue, digital and written times, as well as learning the time to the nearest o'clock and half an hour. Children will know the order of days of the week and months of the year.
Science: See above
History: Children will explore time capsules and will collaborate to make one about our time in Year One. Geography: Children will independently create a map including a key of our school ground or classroom with increasing accuracy and clarity.
Computing: Children will create and print their own front cover for their story including title, text and images.
Music: Reflect, Rewind, Replay Children will be listening and appraising the song, 'Boléro' by Maurice Ravel; an Orchestral composition written in 1937. They will then revisit the song, 'Pure Imagination' from the film Charlie And The Chocolate Factory. Children will be identifying the instruments they can hear and their sounds. They will also be commenting on the pitch, tempo and dynamics in both songs, comparing the features in each. Children will then revisit previous songs they have learnt this year and perform them as a class.
Art / Design Technology: See above
PDW / R.E: Children will bring in items from home or photographs to support them sharing and talking about faith in their home.
P.E: Children will take part in team games involving throwing and catching with defending and attacking teams.
Vocabulary: The children will be learning the following words from the story Harold and the Purple Crayon and other subjects Ought Aboard Ashore Simple Deserving Wits Time Capsule Half Past Analogue Digital

Teaching revision: Day 1

Know the order of days of the week and months of the year

Day 1: Know the order of days of the week and months of the year.




Monday Tuesday Wednesday Thursday Friday Saturday Sunday

Let's peg the days of the week cards to a washing line, in order...

Let's think about each day in turn. What happens on that day? Is it a school day? Is it a non-school day? What does the class do on each school day?

Day 1: Know the order of days of the week and months of the year.



Monday Tuesday Wednesday Friday Saturday Sunday

What day is missing?

Day 1: Know the order of days of the week and months of the year.



Monday Tuesday Wednesday Thursday Friday Sunday

What day is missing?

Know the order of days of the week and months of the year

Day 1: Know the order of days of the week and months of the year.



Read the months beginning
with January.
And which month comes
after December..?

In which month is your
birthday?

Daniel is very busy during the week and he does a club every night.

Can you help him to put his activities in order, starting with Monday, so he doesn't miss any out?



Cricket club

Tuesday



Tennis club

Friday



Drawing club

Monday



Swim club

Saturday



Chess club

Wednesday



Running club

Sunday

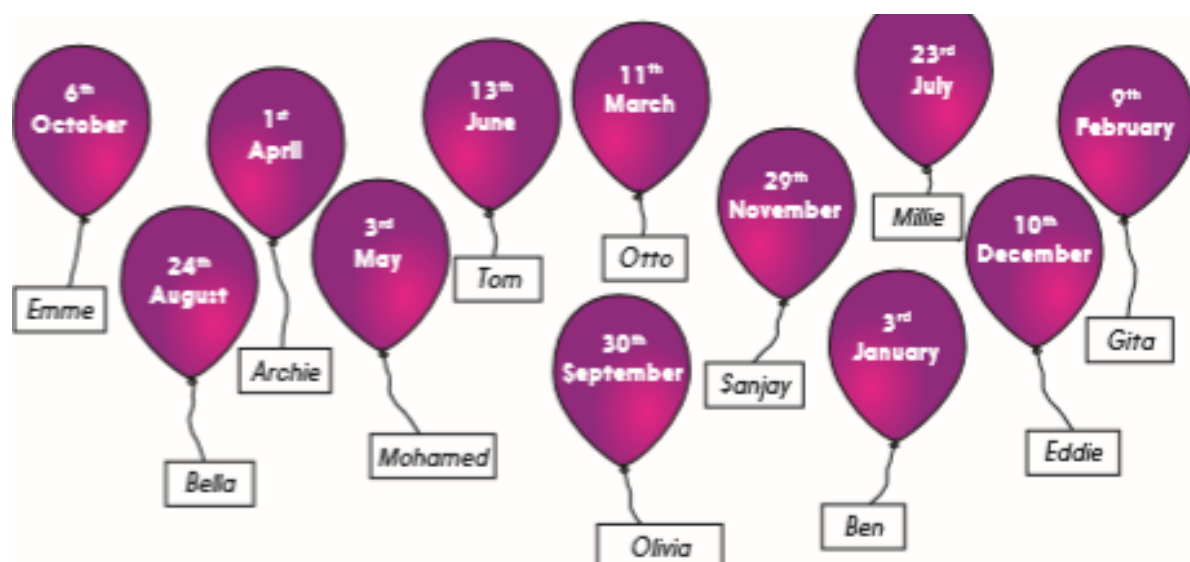


Lego club

Thursday

Day of the week	Monday							
Activity/club								

1. On which day does he go to running club?
2. What is the first activity he does in the week?
3. What activity does he do the day after Swim club?
4. What activity does he do the day before Cricket club?
5. What does he do the day before Drawing club?



Name of child	Birthday month

- Who has a birthday the month after Olivia's? _____
- Who is the last person of the year to have a birthday? _____
- Who has a birthday the month before Tom? _____
- Loxie's birthday is between Tom and Millie's. What date might it be? _____

English Tuesday

How could we improve this sentence?

won day dere was a star fish calld patrick and hee livd
under the sea and hee had a speshul pen for advtr.

Today, we are going to be improving our sentences from last week. Go back to your writing and using a different colour, re-read your writing back and make any needed improvements.

Does it make sense? Have you included everything on the Year 1 writing checklist? Does it include expanded noun phrases? Have you formed all your letters correctly?



Phonics – alternative spellings for ai



snake

crayon

grey

weight

train

aim

bake

eight

way

veil

reindeer

For each word: sound out, blend the sounds together to say the whole word and then write the word under the correct spelling of the 'ai' sound.

a-e

ei

eigh

ai

ay

ey

Computing – You will use technology purposefully to organise digital technology, producing a talking book of memories of Year 1.

You can use any app on the computer – paint, powerpoint, reading eggs book creator etc.

What has been your favourite memory from year 1? Was it a particular activity, key text, teacher, friend?

Plan your ideas in the box below

Science – Wax Experiment

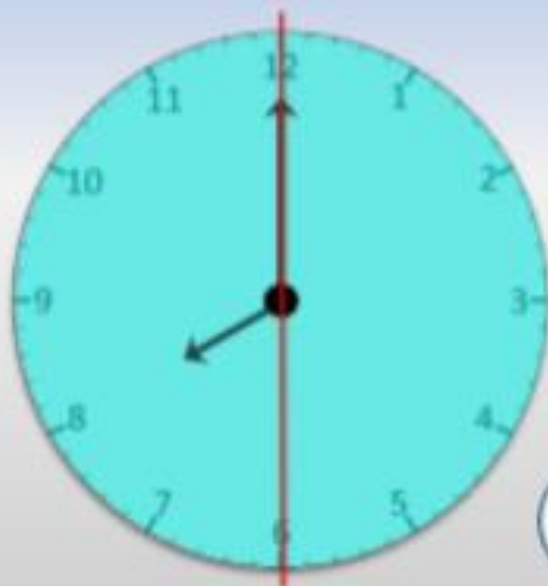
Place the wax crayons/ candle wax in these 3 areas – what is the difference between them all and how would we describe them using scientific vocabulary

Place	Description
Classroom	<div></div> <div></div> <div></div> <div></div> <div></div> <div></div> <div></div>
Freezer	<div></div> <div></div> <div></div> <div></div> <div></div> <div></div> <div></div>
Microwave	<div></div> <div></div> <div></div> <div></div> <div></div> <div></div> <div></div>

Teaching revision: Day 2

Tell the time to the nearest half hour

Day 2: Tell the time to the nearest half hour.



It's 8 o'clock

The line through the 12 and 6 cuts the clock in half! When the minute hand has travelled around to the 6 it has gone half way around the clock and we call this time half past.

Let's count around in half hours to 10 o'clock...

Day 2: Tell the time to the nearest half hour.

Let's count around in half hours to 10 o'clock...



Tell the time to the nearest half hour

Day 2: Tell the time to the nearest half hour.

Remember we can also write times in the **digital form**, like the time on a mobile phone or digital watch.



The number before the two dots tells us the hours and the number after the minutes.

Now make some o'clock or and half past times on your clock and write the digital times.
Make sure they match!

Pete the clock maker has set all of the clocks to the wrong time!
They should all show the time half an hour later.
Can you help him by drawing the correct time on the clocks?





'ee' Graphemes Word Sort

1. There are different ways to spell the 'ee' sound. Here are some words with different graphemes. Sort the words into the correct boxes below.

see these here lonely honey trapeze people
bead piece leek money read field homely

ee

ea

y

ie

ey

e_e

eo

2. Now pick two words from the word box. Write one sentence for each word.
Don't forget capital letters and full stops!

1. _____


2. _____

English

Reading Day

Activity 1 – Prediction

What do you think the book is going to be about and why?



What is the title of the book?

Who is the author of the book?

What do you predict it might be about?

Activity 2 - You are going to be given a picture from the book but the picture is like a jigsaw. Each jigsaw piece think of question you want to ask for that picture.



What questions do you want to ask this character?

Eg. What are you holding?





What questions do you want to ask now? Eg. Are you at the beach





What questions do you want to ask now? Eg. Why are you at the beach?

Activity 3 – Infer the characters feelings using the thought bubble.









Activity 4 – Now it is time for some Role Play! Can you act out the scene from the pictures below including speech?





History – Just like the memories presented in the photographs in the story Flotsam. Today, we are going to be creating our own way to remember our memories.

HISTORY – TODAY WE ARE GOING TO BE LOOKING BACK AT OUR TIME IN YEAR 1.

YOU ARE GOING TO BE MAKING SOMETHING TO PUT INTO OUR YEAR 1 TIME CAPSULE – WHICH WILL BE PLANTED IN THE SCHOOL FOREST AREA WHEN WE RETURN TO SCHOOL



You could include:

A drawing of a Swift or a Swallow

A photograph of yourself or your class

A letter to your future self; discussing your favourite memories of Year 1

A drawing of yourself and all your friends

Something meaningful to you that make you think about your time in Year 1


Take a photograph of your special creation as we will be putting it all into a time capsule when we return to school.



Teaching revision: Day 3

Tell the time to the nearest half hour; find times half an hour later

Day 3: Tell the time to the nearest half hour; Find times half an hour later.



How many
minutes in an
hour?

?

How many
minutes in half
an hour?

?

What time is it showing?
How do you know?

Day 3: Tell the time to the nearest half hour; Find times half an hour later.



This is the time Jess leaves
school. Half an hour later she is
at home watching TV. What
time will it be?



Teaching revision: Day 3

Tell the time to the nearest half hour; find times half an hour later

Day 3: Tell the time to the nearest half hour; Find times half an hour later.



She plays with her writing set for half an hour. What time will it be then?



Lazy Larry gets up at
7 o'clock on Monday.



Early Ethel gets up at 9 o'clock on Monday and then half an hour earlier each day.
Fill in the clock times and write the digital times to show what time she got up each day.

	
--	--



bright

cried

blind

shine

pint

sigh

untie

drive

flight

kind

pride

fried

For each word: sound it out and blend the sounds together to say the whole word. Then, write the word under the correct spelling of the 'igh' sound.


igh

ie

i-e

i

Fill in the missing letters and complete the crossword.



Across:

2. k_nd

5. _y_s

7. l_n_

9. sh_n_

10. h_d_

Down:

1. f_nd





3. d_c_

4. m_c_

6. sl_c_


8. qu_t_

Although, you have checked your work from Tuesday using our check list. Today you are going to be re-reading you work to make illustrations (pictures) for your story.



Art – Last week you designed your main character for your own 'Harold and the purple crayon book'. Now it's time to introduce a new character – will it be a pet, a made up creature etc.

Focus on your pencil control and ensuring the design is neat.



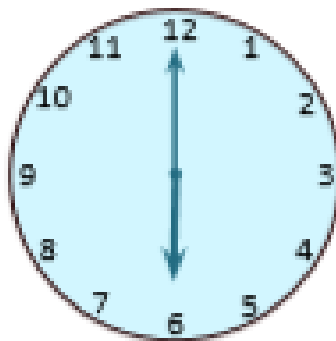
Vocabulary – Look at the word ‘carnivore, herbivore and omnivore’.

<u>Picture:</u>	<u>Syllables:</u>	<u>Synonyms:</u>
	<u>Word:</u>	<u>Opposite:</u>
<u>Meaning:</u>		
<u>Put it in a sentence:</u> Remember ABC (H) ●		

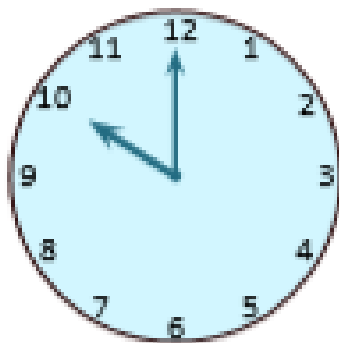
Maths Friday
Match
digital,

analogue and written time together. Then show half an hour later from these times.

02:00



12 o'clock

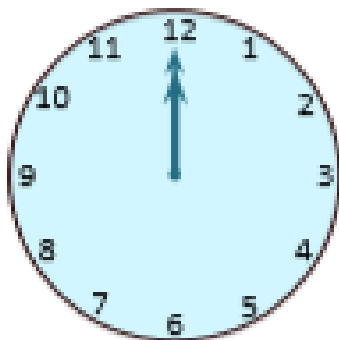


6 o'clock

09:00

4 o'clock

05:00

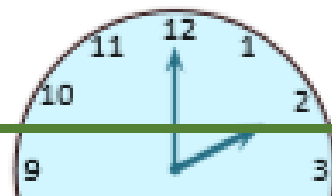


9 o'clock

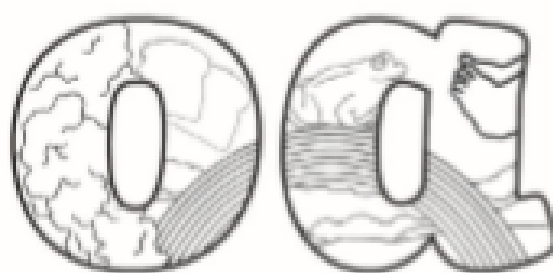
10:00

04:00

10 o'clock



Alternative Spellings For 'oa' Sound



toes	float	throne	rainbow	foe	croak
throw	alone	doe	toast	smoke	glow


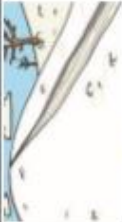






























For each word: sound it out and blend the sounds together to say the whole word. Then, write the word under the correct spelling of the 'oa' sound.

oa

ow

oe

o-e

oa		ow		oe		o-e	
							
							
							
							
							
							
							
							

Assessment

Read to with your parents/ careers. Does it include all of these? If not what else could you add?



Geography - create a map including a key of our school ground or classroom with increasing accuracy and clarity.

