



HILL WEST *Primary*

FOUR OAKS

Home Learning Pack

Reception

Autumn Term Week 3



Home Learning Links

Oxford Owl

For a limited time, the Oxford reading scheme books we use to support your child's reading in school and at home are providing free access to selected books. All you need to do is click on the link below and register an email to get reading.

<https://home.oxfordowl.co.uk/books/free-ebooks/>

Phonics Play

This is a great resource that we use in school to support the teaching of phonics. They have a range of games for the children to complete where they will be applying their phonic knowledge. Currently they are providing free access using the following username and password.

Username: march20

Password: home

<https://new.phonicsplay.co.uk/>

Oak National Academy

This website has been created by 40 teachers from some of the leading schools across England, backed by government grant funding. Here you can access all of our lessons. Either you can follow a set plan of lessons across a range of subjects, or you can access particular lessons in certain subjects.

<https://www.thenational.academy/online-classroom/reception#schedule>

Teach your monster to read

Create a monster and take it on an adventure through a magical world. Travel to exciting places, meet fun characters, play games and win prizes as your monster learns the first steps of reading. Minigames help children to develop speed and accuracy of letter recognition. Lots of blending, segmenting and tricky words. Read for purpose with magical little books. A great way to help your children with reading at home.

The website is free.

<https://www.teachyourmonstertoread.com/>

White rose maths

The White Rose Maths Team has prepared a series of five maths lessons for each year group. They add five more each week for the next few weeks. Every lesson comes with a short video showing you clearly and simply how to help your child to complete the activity successfully.

<https://whiterosemaths.com/homelearning/early-years/>

Letters and Sounds

Filmed phonics lessons that follow phases 2 to 5 of the Letters and Sounds programme for reception, year 1 and learning to blend. Parent guidance videos.

https://www.youtube.com/channel/UCP_FbjYUP_UtldV2K_-niWw

Numberblocks

We use the Numberblocks to support our teaching of Maths Mastery. Check out the website for clips to help support your child's maths development.

<https://www.bbc.co.uk/cbeebies/shows/numberblocks>

World Book Online

World Book online have just made their fabulous collection of over 3,000 e-books and audiobooks available for free for children to access at home. They have books suitable for all ages. Click on the following link to access them.

<https://worldbook.kitaboo.com/reader/worldbook/index.html?usertoken=Mjk5MzQ6MTpJUjA5MjAxNjoyOmNsaWVudDE2OTc6MTY5NzoyMjE2Mjg4OjE6MTU4NDM4MDEzMzA2Mjp1cw%3D%3D>

Read Works.org

Read Works offers access to 3000+ comprehension for all age groups. Just sign up for a free account to access fantastic texts.

<https://www.readworks.org/>

Beanstalk

Beanstalk website is packed with lots of interactive materials for children aged 1 to 6. They are offering free access to all families during the COVID-19 pandemic.

<https://beanstalk.co/>

Education Quizzes

A series of short quizzes for children to complete related to the National Curriculum subjects. Just select KS1 for Reception, Year 1 & Year 2 and select KS2 for Years 3-6.

<https://www.educationquizzes.com/ks1/>

Top Marks


A range of activities here but especially good interactive activities for maths.

<https://www.topmarks.co.uk/>

Phonics – Recap s, a, t ,p

Flashcards with s, a, t , p

Match the phonemes to the correct picture



Phonics

In phonics this week we are learning about the phonemes i, n, m and d. We have been looking for objects starting with these phonemes and practising how to correctly form each grapheme. The following link will help ensure your child is using the correct pronunciation:

<https://www.bing.com/videos/search?q=i+phoneme+phonics+video&&view=detail&mid=B6B4FD0AC76D4F86F2EFB6B4FD0AC76D4F86F2EF&&FORM=VRDGAR&ru=%2Fvideos%2Fsearch%3Fq%3Di%2520phoneme%2520phonics%2520video%26qs%3Dn%26form%3DQBVR%26sp%3D-1%26pq%3Di%2520phoneme%2520phonics%2520video%26sc%3D0-23%26sk%3D%26cvid%3D708BA99422D64467BCE8B96F1BBFDA23>

Use the flashcards below to practise recognising these phonemes.

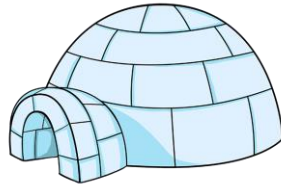



Pronunciation phrase	Initial/end sounds: What's in the box?	New GPC and mnemonic	Formation phrase
Pull your lips back and make the i sound at the back of your mouth i i i	Insect invitation Igloo iguana	i iguana 	Down the iguana's body, then draw a dot [on the leaf] at the top.
Open your lips a bit; put your tongue behind your teeth and make the nnnnn sound nnnnn	nurse nose nest net	n net 	Down the stick, up and over the net.
Put your lips together and make the mmmm sound mmmm	moon marble monkey mouse	m mouse 	Down, up and over the mouse's ears, then add a flick on the nose.
Put your tongue to the top and front of your mouth and make a quick d sound d d d	dog door dinosaur duck	d duck 	Round the duck's body, up to its head and down to its feet.

i phoneme

What are these?

Where does the 'i' come in the word?




Can you find any other 'i' phonemes words around the houses?

n phoneme

What are these?

Where does the 'n' come in the word?



Can you find any other 'n' phonemes words around the houses?

m phoneme

What are these?

Where does the 'm' come in the word?




Can you find any other 'm' phonemes words around the houses?

d phoneme

What are these?

Where does the 'd' come in the word?



Can you find any other 'd' phonemes words around the houses?


Hide s ,a ,t ,p ,i , n, m, d around the house and see if you can find them and read the phoneme to your family or friends.



Maths

Listen to the count to 20 song - <https://www.youtube.com/watch?v=MVzXKfr6e8>

Cut the number to 10 flash cards and then see if the children can recognise the numbers; first in order and then given them a shuffle.




Then have a plate and a box of resources; the children can count to make different numbers when you show them a flashcard,

Practise their number formation – whiteboard, sand, soil, water


How many ways can we make 1 with the objects in our house?

Show some of the ways you can using your body parts; hands, feet, finger



Expressive Art and Design

Make a poster on all the things you want to share with your new teacher; hobbies, holidays you have been on, who is in your family etc.

A large, empty rectangular box with a dark blue border, intended for a poster. The box is centered on the page and occupies most of the lower half of the document. It is surrounded by a thin green border, which is the outer edge of the page.


When is your birthday? Make a party invitation for your birthday party

Understanding the World

Look in the mirror at yourself – what do you see? (Hair colour, eye colour etc)

Now look at your Mommy's, Daddy's, Sisters, Brothers etc – How are you different?

Draw yourself and your partner – discuss how you are different?

A large, empty rectangular box with a thin blue border, intended for a drawing. It occupies the upper half of the page below the instructions.A second large, empty rectangular box with a thin blue border, identical to the one above, intended for another drawing. It occupies the lower half of the page.

Friendships



What makes a good friend?

Discuss – kind hands, feet and words

Reading

What phoneme do these words start with?













Orally blend then to the children after – d-o-g, m-a-n, c-a-t







Handwriting – Letter formation

Grapheme and mnemonic	Picture card	Pronunciation phrase	Formation phrase
 	 snake	Show your teeth and let the s hiss out ssssss ssssss	Under the snake's chin, slide down and round its tail.
 	 astronaut	Open your mouth wide and make the 'a' sound at the back of your mouth a a a	Around the astronaut's helmet, and down into space.
 	 tiger	Open your lips; put the tip of your tongue behind your teeth and press t t t	From the tiger's nose to its tail, then follow the stripe across the tiger.
 	 penguin	Bring your lips together and push them open and say p p p	Down the penguin's back, up and round its head.