



# HILL WEST *Primary*

FOUR OAKS

## Home Learning Pack

Reception

Autumn Term Week 4



## **Home Learning Links**

### **Oxford Owl**

For a limited time, the Oxford reading scheme books we use to support your child's reading in school and at home are providing free access to selected books. All you need to do is click on the link below and register an email to get reading.

<https://home.oxfordowl.co.uk/books/free-ebooks/>

### **Phonics Play**

This is a great resource that we use in school to support the teaching of phonics. They have a range of games for the children to complete where they will be applying their phonic knowledge. Currently they are providing free access using the following username and password.

Username: march20

Password: home

<https://new.phonicsplay.co.uk/>

### **Oak National Academy**

This website has been created by 40 teachers from some of the leading schools across England, backed by government grant funding. Here you can access all of our lessons. Either you can follow a set plan of lessons across a range of subjects, or you can access particular lessons in certain subjects.

<https://www.thenational.academy/online-classroom/reception#schedule>

### **Teach your monster to read**

Create a monster and take it on an adventure through a magical world. Travel to exciting places, meet fun characters, play games and win prizes as your monster learns the first steps of reading. Minigames help children to develop speed and accuracy of letter recognition. Lots of blending, segmenting and tricky words. Read for purpose with magical little books. A great way to help your children with reading at home.

The website is free.

<https://www.teachyourmonstertoread.com/>

### **White rose maths**

The White Rose Maths Team has prepared a series of five maths lessons for each year group. They add five more each week for the next few weeks. Every lesson comes with a short video showing you clearly and simply how to help your child to complete the activity successfully.

<https://whiterosemaths.com/homelearning/early-years/>

### **Letters and Sounds**

Filmed phonics lessons that follow phases 2 to 5 of the Letters and Sounds programme for reception, year 1 and learning to blend. Parent guidance videos.

[https://www.youtube.com/channel/UCP\\_FbjYUP\\_UtIdV2K\\_-niWw](https://www.youtube.com/channel/UCP_FbjYUP_UtIdV2K_-niWw)

### **Numberblocks**

We use the Numberblocks to support our teaching of Maths Mastery. Check out the website for clips to help support your child's maths development.

<https://www.bbc.co.uk/cbeebies/shows/numberblocks>

### **World Book Online**

World Book online have just made their fabulous collection of over 3,000 e-books and audiobooks available for free for children to access at home. They have books suitable for all ages. Click on the following link to access them.

<https://worldbook.kitaboo.com/reader/worldbook/index.html?usertoken=Mjk5MzQ6MTpJUjA5MjAxNjoyOmNsaWVudDE2OTc6MTY5NzoyMjE2Mjg4OjE6MTU4NDM4MDExMzA2Mjp1cw%3D%3D>

### **Read Works.org**

Read Works offers access to 3000+ comprehension for all age groups. Just sign up for a free account to access fantastic texts.

<https://www.readworks.org/>

### **Beanstalk**

Beanstalk website is packed with lots of interactive materials for children aged 1 to 6. They are offering free access to all families during the COVID-19 pandemic.

<https://beanstalk.co/>

### **Education Quizzes**

A series of short quizzes for children to complete related to the National Curriculum subjects. Just select KS1 for Reception, Year 1 & Year 2 and select KS2 for Years 3-6.

<https://www.educationquizzes.com/ks1/>

### **Top Marks**



A range of activities here but especially good interactive activities for maths.

<https://www.topmarks.co.uk/>

Phonics – Recap i, n, m d

Flashcards with i, n, m, d

Match the phonemes to the correct picture



i



n



m



d

## Phonics

In phonics this week we are learning about the phonemes g, o, c, k. We have been looking for objects starting with these phonemes and practising how to correctly form each grapheme. The following link will help ensure your child is using the correct pronunciation:


<https://www.bing.com/videos/search?q=i+phoneme+phonics+video&&view=detail&mid=B6B4FD0AC76D4F86F2EFB6B4FD0AC76D4F86F2EF&&FORM=VRDGAR&ru=%2Fvideos%2Fsearch%3Fq%3Di%2520phoneme%2520phonics%2520video%26qs%3Dn%26form%3DQBVR%26sp%3D-1%26pq%3Di%2520phoneme%2520phonics%2520video%26sc%3D0-23%26sk%3D%26cvid%3D708BA99422D64467BCE8B96F1BBFDA23>

**Use the flashcards below to practise recognising these phonemes.**

g goat



o octopus











c cat



k kite



	 goat Give me a big smile that shows your teeth. Press the middle of your tongue to the top and back of your mouth and push your tongue down and forward to make the sound <b>g g g</b>	Round the goat's face, up to his ear; down and curl under his chin.
	 octopus Make your mouth into round shape and say <b>o o o</b>	All around the octopus.
	 cat Open your mouth into a little smile, make your tongue flat and move it up towards the top of your mouth to say <b>c c c</b>	Curl around the cat.
	 kite Open your mouth into a little smile, make your tongue flat and move it up towards the top of your mouth to say <b>k k k</b>	Down the kite, up and across, back and down to the corner.

## G phoneme

What are these?

Where does the 'g' come in the word?



Can you find any other 'g' phonemes words around the houses?

---

---

---

---


---

---

**o phoneme**

What are these?

Where does the 'o' come in the word?



Can you find any other 'o' phonemes words around the houses?

---

---

---

---

---


---

---

c phoneme

What are these?

Where does the 'c' come in the word?



Can you find any other 'c' phonemes words around the houses?

---

---

---

---

---

---



## k phoneme

What are these?

Where does the 'k' come in the word?



Can you find any other 'k' phonemes words around the houses?

---

---

---

---

---

---

Hide i , n, m, d, g, o, c, k around the house and see if you can find them and read the phoneme to your family or friends.

s snake 	l iguana 	g goat 	ck sock 	h helicopter 	z zebra 	v volcano 
a astronaut 	n net 	o octopus 	e elephant 	b bear 	qu queen 	w wave 
t tiger 	m mouse 	c cat 	u umbrella 	f flamingo 	j jellyfish 	x box 
p penguin 	d duck 	k kite 	r rainbow 	l lollipop 	ch cherries 	y yoyo 

sh shell 
th thumb 
ng ring 
nk pink 


## Maths

Sequence number to 10 in order – show the children the representation of 10 beforehand.  
Practise the formation of number to 5.

<b>1</b>	<b>5</b>	<b>7</b>	<b>4</b>	<b>8</b>
<b>3</b>	<b>6</b>	<b>2</b>	<b>9</b>	<b>10</b>

[illegible]

Colour and design the number blocks number 1



Now try counting using your fingers – how many fingers do we have?

Show me 4 fingers

Show me 9 fingers

Show me 10 fingers

Show me 0 fingers

### Counting to 10

Get your Mommies and Daddies to jump – count how many jumps they do?

Get your Mommies and Daddies to touch their toes – count how many times they touch their toes?


Get your Mommies and Daddies to run up and down the garden or house – count how many laps they do?

What other actions can you count?

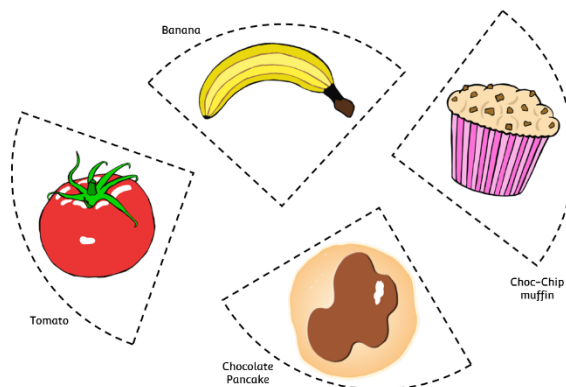



### **Understanding the World**

#### **Learn the nursery rhyme – head shoulders knees and toes...**

Get someone to draw around your body – what body parts do you already know? Get an adult to write the ones you know down.




Cut and stick the healthy and unhealthy snacks onto the correct plate.



### My five Senses

Guess 5 smells your Mommies and Daddies put out  
Tell me 5 things you see in your house  
What's in the box? Touch five things in a box and guess what they are  
Listen to 5 different noise and write down what they are  
Taste 5 different things with your eyes covered – what is it?

Smell



Sight



Touch



Hear



Taste





## Handwriting – Letter formation

 	 <p>goat</p>	<p>Give me a big smile that shows your teeth. Press the middle of your tongue to the top and back of your mouth and push your tongue down and forward to make the sound <b>g g g</b></p>	<p>Round the goat's face, up to his ear; down and curl under his chin.</p>
 	 <p>octopus</p>	<p>Make your mouth into round shape and say <b>o o o</b></p>	<p>All around the octopus.</p>
 	 <p>cat</p>	<p>Open your mouth into a little smile, make your tongue flat and move it up towards the top of your mouth to say <b>c c c</b></p>	<p>Curl around the cat.</p>
 	 <p>kite</p>	<p>Open your mouth into a little smile, make your tongue flat and move it up towards the top of your mouth to say <b>k k k</b></p>	<p>Down the kite, up and across, back and down to the corner.</p>