



HILL WEST *Primary*

FOUR OAKS

Home Learning Pack

Year 1

Autumn Term Week 1



Home Learning Links

Oak National Academy

Oak National Academy is an online classroom and resource hub. It provides high-quality video lessons and resources to support teachers, parents and pupils.

www.thenational.academy

BBC Bitesize

With BBC Bitesize it is easy to keep learning at home. You can access regular daily lessons in English, maths and other core subjects.

<https://www.bbc.co.uk/bitesize>

Phonics English Hubs

Online phonics lessons for the Letters and Sounds phonics programme.

<https://www.wandleenglishhub.org.uk/lettersandsounds>

World Book Online

World Book online have just made their fabulous collection of over 3,000 e-books and audiobooks available for free for children to access at home. They have books suitable for all ages. Click on the following link to access them.

<https://worldbook.kitaboo.com/reader/worldbook/index.html?usertoken=Mjk5MzQ6MTpJUjA5MjAxNjoyOmNsaWVudDE2OTc6MTY5NzoyMjE2Mjg4OjE6MTU4NDM4MDExMzA2Mjp1cw%3D%3D>

Read Works.org

Read Works offers access to 3000+ comprehension for all age groups. Just sign up for a free account to access fantastic texts.

<https://www.readworks.org/>

Beanstalk

Beanstalk website is packed with lots of interactive materials for children aged 1 to 6. They are offering free access to all families during the COVID-19 pandemic.

<https://beanstalk.co/>

Tutortastic

An online platform with tutorials and videos for home learning.

<https://www.tutortastic.co.uk/blog/homelearning>

Education Quizzes

A series of short quizzes for children to complete related to the National Curriculum subjects. Just select KS1 for Reception, Year 1 & Year 2 and select KS2 for Years 3-6.

<https://www.educationquizzes.com/ks1/>

Top Marks

A range of activities here but especially good interactive activities for maths.

<https://www.topmarks.co.uk/>

Classroom Secrets

Classroom Secrets Kids is offering free access to everyone until the end of April 2020. The platform is aimed at primary aged children and covers subjects such as maths, reading, grammar and spelling. The platform is really child-friendly so that they're able to access it on their own. There are a load of games and interactive activities from phonics to SATs
<https://kids.classroomsecrets.co.uk/>

National Geographic

National Geographic is a great platform for learning and it's totally free. There are online games, resources and competitions, too.

<https://www.natgeokids.com/uk/teacher-category/primary-resources/>

Reading Eggs

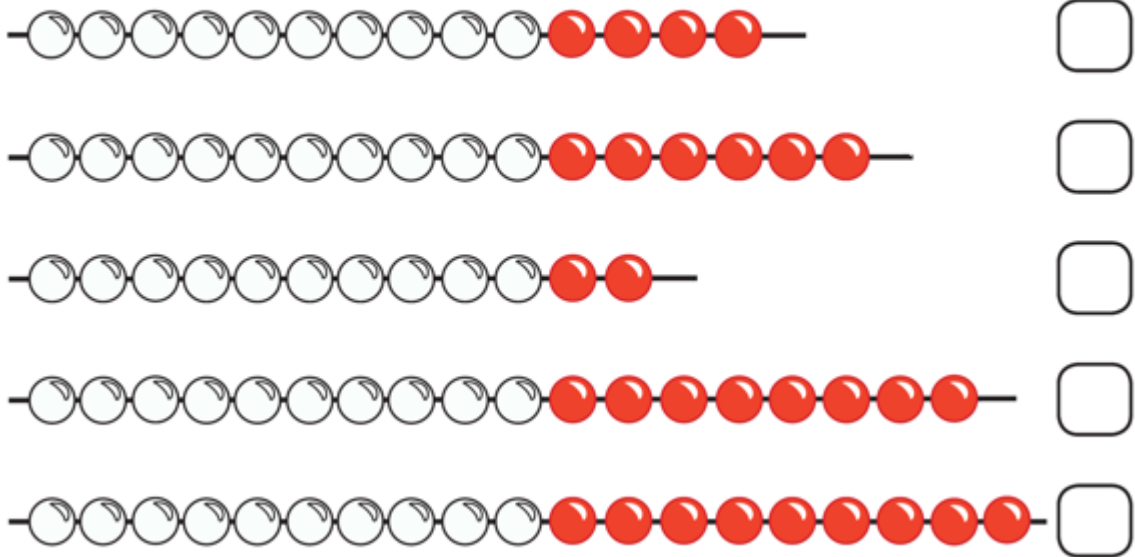
Please spend a little time each week learning the spellings for this half term.

Y1 Half term 1	Y1 Half term 2	Y1 Half Term 3	Y1 Half Term 4	Y1 Half Term 5	Y1 Half Term 6
a	they	be	by	once	friend
the	are	he	my	one	school
do	is	she	here	push	today
to	his	me	there	pull	house
of	has	we	where	full	were
said	I	no	love	our	was
says	you	go	come	ask	with
put	your	so	some	like	could

Maths 1:

Count the beads and record the total amount. Can you start counting from

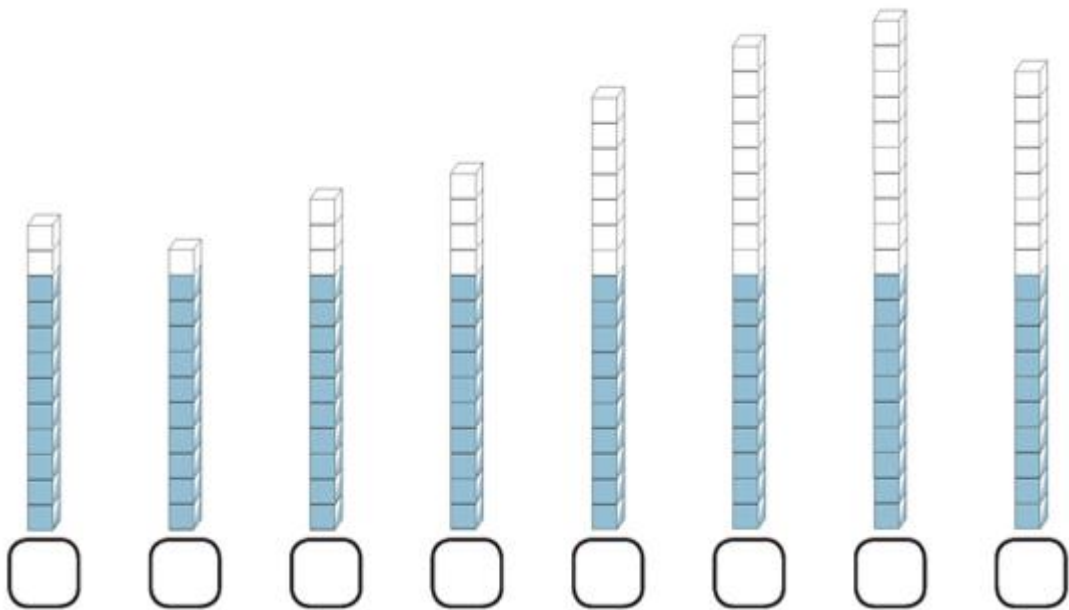
The bead strings are showing different teen numbers. Write each number.



Maths 2:


Count the cubes to find the total. Can you see a pattern? Think about how to find the total without counting.

Write how many cubes tall each tower is.



Maths 3: Roll

Fill in the missing numbers to complete the snakes.



Maths 4: Complete

Count how many cubes long each snake is.

Altogether
























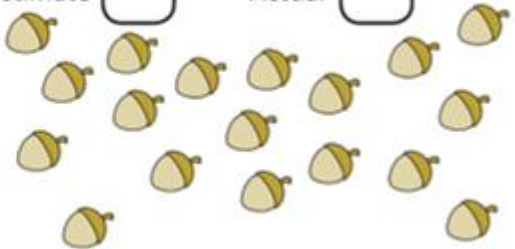




Maths 5:

What does it mean to estimate? Can you estimate how many objects there are then count them carefully to see if you were correct?

Can you estimate how many objects are in each box? Can you count them to check?

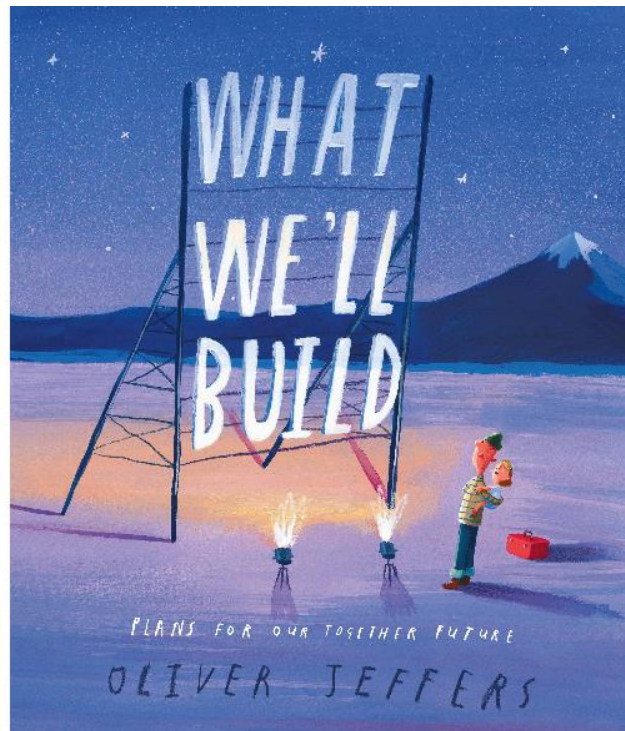
<p>I estimate <input type="text"/> Actual <input type="text"/></p> 	<p>I estimate <input type="text"/> Actual <input type="text"/></p> 
<p>I estimate <input type="text"/> Actual <input type="text"/></p> 	<p>I estimate <input type="text"/> Actual <input type="text"/></p> 

Can you order the numbers? Cut and stick or write the numbers in the correct sequence.

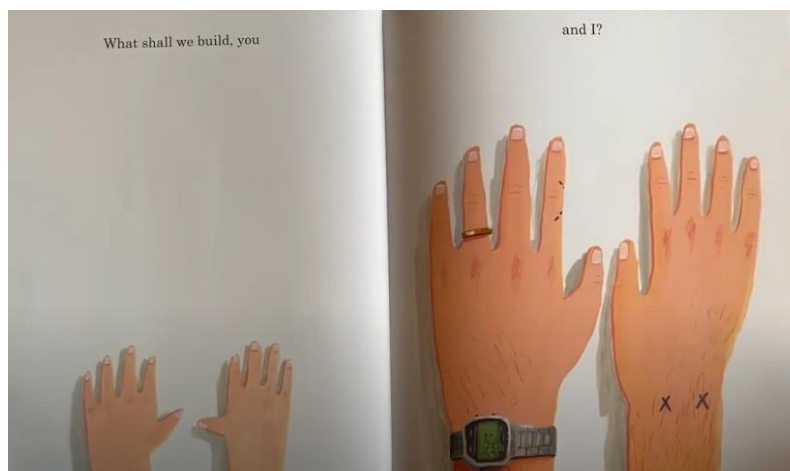
Cut out the numbers and order them to make your own number line.

--	--	--	--	--	--	--	--	--	--	--

Literacy 1: Let's explore an exciting text to begin our literacy journey in Year 1. Let's talk about the text.



What do you think this story might be about?



Whose hands are these? What might they build in this story?

Every story has a beginning, middle and end. Can you help me to sequence these pictures?

--	--	--



Decode these words and draw what they are in the boxes next to each word. Remember to use your phonics.

shop	
ring	
teeth	
chick	
rain	

In our story, there were some new words we're going to be learning together.

Can you clap out the words?



gather
aside
worlds
build
comfy
rest
sink
lost
earlier
warm

Literacy 2: Inference is an important skill when reading. We can use picture clues to help us make decisions about how characters are feeling, what they are thinking and this will then help us to understand what we are reading. Can you tell from these faces how they are feeling? Match the faces to the right word.

Sad



Happy



Excited



Bored



Scared



Literacy 3: Let's continue to explore inference. Can you write a short sentence inferring how each character from the story is feeling?







Literacy 4: Today we are learning all about retrieval. This means to find information hidden in a text. We are going to find it and retrieve it.



The dog fell asleep on the mat.

Where did the
dog fall asleep?

The cat was stuck in the tree.



Where was the
cat stuck?

The boy lost his new hat.



What did the
boy lose?

Tom and Pip went to the park.

It was a hot day. They both
had hats on. Tom had a blue
hat and Pip had a green hat.



What colour
was Tom's hat?

Tom and Pip went to the park.
It was a hot day. They both
had hats on. Tom had a blue
hat and Pip had a green hat.

Can you find these graphemes?


ee ue ar o i



Literacy 5: Write down what these characters might be saying. Use words or sentences.


1





Geography:

The children are beginning to learn the four compass directions north, south, east and west. Find a space, inside or outside and label the four directions. Have fun running from one to the other. Get an adult or sibling to shout out a direction and run to it, hop to it, crawl to it etc. See if you can remember them off by heart.



Computing:

Log on to Reading eggs and complete the placement test independently.
Your log on is the same as in Reception.



History:

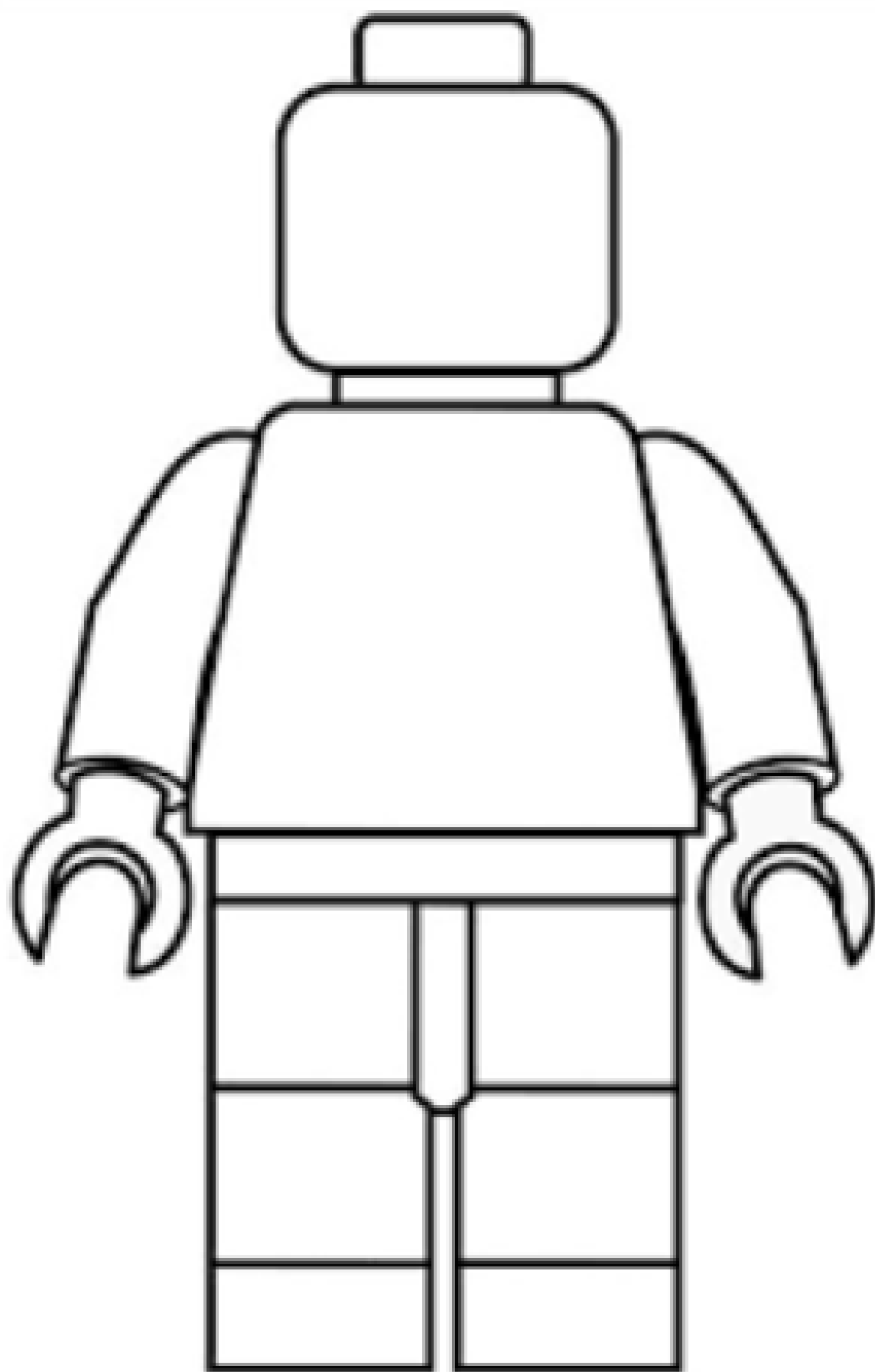
The children are beginning to learn the meaning of the terms before, now and a long time ago.
Take a look at family photos you have at home and see if you can use these terms to describe the people in the photos.

Nanny was born a long time ago.
Before I was in Year 1 I was in Reception.
Now I am 5 I am in Year 1.

PDW:

What do we want to achieve together in Year 1? Just like the characters in the story, what do you want to achieve in Year 1? Today we are going to write our goals for Year 1 onto the tummy of the Lego people and decorate them using our favourite colours. Think about things at home and at school you would like to achieve.

I would like to learn how to swim.
I would like to learn to ride my bike without stabilizers.
I want to learn all of my phase 5 phonemes.
I would like to get better at taking away.



DT:

People all over the world live in all sorts of different houses. Some big houses, some small houses and some very unusual houses.

What type of house do you live in?
Let's explore different types of houses.





You may choose to design and make a traditional home or go crazy and let your imagination run wild!

