



HILL WEST *Primary* FOUR OAKS

Home Learning Pack

Year 3

Autumn Term Week 2



Home Learning Links

World Book Online

World Book online have just made their fabulous collection of over 3,000 e-books and audiobooks available for free for children to access at home. They have books suitable for all ages. Click on the following link to access them.

<https://worldbook.kitaboo.com/reader/worldbook/index.html?usertoken=Mjk5MzQ6MTpJUjA5MjAxNjoyOmNsaWVudDE2OTc6MTY5NzoyMjE2Mjg4OjE6MTU4NDM4MDExMzA2Mjp1cw%3D%3D>

Read Works.org

Read Works offers access to 3000+ comprehension for all age groups. Just sign up for a free account to access fantastic texts.

<https://www.readworks.org/>

Beanstalk

Beanstalk website is packed with lots of interactive materials for children aged 1 to 6. They are offering free access to all families during the COVID-19 pandemic.

<https://beanstalk.co/>

Twinkl

Twinkl literally have 10s of thousands of quality resources for all areas of the curriculum. What's better is they are offering a month's free access (with no subscription) for all families. Just search for a topic, e-book, spellings, arithmetic, science – the possibilities are endless.

www.twinkl.co.uk/offer

Tutortastic

An online platform with tutorials and videos for home learning.

<https://www.tutortastic.co.uk/blog/homelearning>

Education Quizzes

A series of short quizzes for children to complete related to the National Curriculum subjects. Just select KS1 for Reception, Year 1 & Year 2 and select KS2 for Years 3-6.

<https://www.educationquizzes.com/ks1/>

Top Marks

A range of activities here but especially good interactive activities for maths.

<https://www.topmarks.co.uk/>

Classroom Secrets

Classroom Secrets Kids is offering free access to everyone until the end of April 2020. The platform is aimed at primary aged children and covers subjects such as maths, reading, grammar and spelling. The platform is really child-friendly so that they're able to access it on their own. There are a load of games and interactive activities from phonics to SATs

<https://kids.classroomsecrets.co.uk/>

National Geographic

National Geographic is a great platform for learning and it's totally free. There are online games, resources and competitions, too.

<https://www.natgeokids.com/uk/teacher-category/primary-resources/>

English

Following on from last week children will be getting into the minds of Grug and Eep to write formal and informal letters.

ActivInspire - Studio

File Edit View Insert Tools Help Tues Wed english * Tues art NIS GPS Eng mon- Fri wk 2 *

Page 1 of 13 Best Fit

Monday

To use question marks correctly.

Tick the question that must end with a question mark.

Tick one.

The question is really hard ☐

Ask the teacher if you don't understand ☐

When do we need to get there ☐

I don't know what to do ☐

Task: Think like Grug, what would he want to say in his letter to Eep? Remember to use correct punctuation. Draft your ideas.

ActivInspire - Studio

File Edit View Insert Tools Help Tues Wed english * Tues art NIS GPS Eng mon- Fri wk 2 *

Page 3 of 13 Best Fit

Tuesday

To use question marks correctly.


ActivInspire - Studio

File Edit View Insert Tools Help

Tues Wed english * Tues art NIVS GPS Eng mon- Fri wk 2 *

Page 4 of 13 Best Fit

How do we start an informal letter?
How do we end an informal letter?
What goes in the top corner?
Why do we use paragraphs?



Task: Write your informal letter to Eep . Include paragraphs if you can aswell as the usual common features of an informal letter.

ActivInspire - Studio


File Edit View Insert Tools Help

Tues Wed english * Tues art NIVS GPS Eng mon- Fri wk 2 *

Page 6 of 13 Best Fit

Wednesday
To use emotive language.

Synonyms for
Tired-
Sad-
Angry-



Task: What might Eep say in reply? How did the letter make her feel? Use the vocabulary below to draft some ideas.

Emotions Thesaurus Vocabulary Grid

content	glad	joyful	cheerful	elated
jovial	overjoyed	thrilled	ecstatic	delighted
on cloud nine	pleased	gleeful	jubilant	upbeat

annoyed	irritated	fuming	livid	cross
irate	frustrated	enraged	outraged	infuriated
incensed	agitated	furious	upset	bitter
raging	exasperated			

uneasy	terrified	alarmed	startled	anxious
upset	panicky	worried	afraid	distraught
troubled	in a state	petrified	fearful	frightened

depressed	gloomy	miserable	cheerless	heartbroken
shattered	demoralised	gutted	crushed	devastated
tearful	unhappy	dejected	blue	despondent
glum	pitiful			

astonished	dazed	shocked	alarmed	stupefied
shaken	astounded	startled	bewildered	aghast
stunned	flabbergasted	thunderstruck	speechless	taken aback

thrilled	exhilarated	elevated	animated	delighted
exuberant	enthused	inspired	giddy	eager
roused	provoked			

repelled	revolted	sickened	repulsed	nauseated
shocked	appalled	distaste	horrified	loathed
disliked	horror-stricken	aghast	offended	outraged
grossed out	put off			

calm	peaceful	tranquil	care free	blissful
content	unruffled	composed	serene	stress free
at ease	laid-back	mellow		

Key				
Happy	Surprised			
Angry	Excited			
Scared	Disgusted			
Sad	Relaxed			

Thursday

To use emotive language.



*Use your word
mat.*

Task: Using your ideas from yesterday draft your informal response to Grug.

Friday

To use formal language.



*Informal**Formal*

Heya Eep, →
I don't wanna →
I'm gonna go →
C'mon girl listen! →

Task: Write a more formal letter today including paragraphs and correct punctuation. Write a letter to Eep from yourself. You could ask some questions about Stone Age life.

<u>Etymology:</u>	<u>Prefix:</u>	<u>Root word:</u>	<u>Suffix:</u>
<u>Word:</u> inquisitive			
<u>Opposite:</u>			
<u>Synonyms:</u>			
<u>Definition:</u>			
<u>Put it in a sentence:</u>		Remember ABC ●	

Task: Suffix –ed. Can you rewrite this poem to make it gave happened yesterday?

Today

Sophie looks for a book.

Ahmed counts to ten.

Alice wants to cook.

George searches for a pen.

Archie hops in the playground.

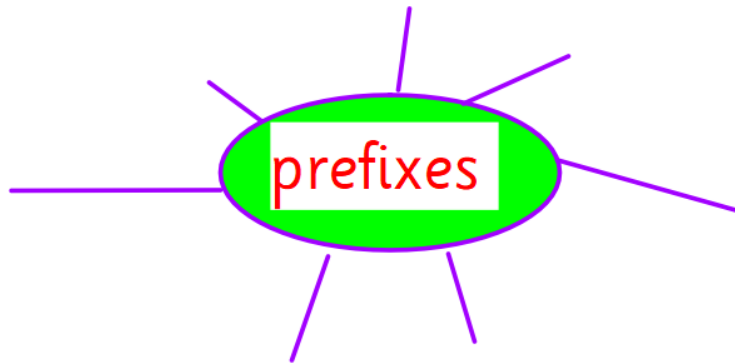
Mia skips around.

Task: Can you sort these words into the correct columns? How does the prefix change the meaning?

The screenshot shows the ActivInspire Studio interface. The workspace is divided into two columns by a vertical line. The left column is labeled 'un' and the right column is labeled 'dis'. To the right of the workspace is a table of words:

happy	like
lucky	please
seen	agree
usual	own
do	appear
tie	obey
zip	honest
dress	trust
well	allow
fold	order

Task: How many prefixes can you think of?



Task: Can you add a prefix to these words to change the meaning?

ActivInspire - Studio

File Edit View Insert Tools Help

Tues Wed english * NIS GPS Tue wed thur NIS * (6)

Page 6 of 6 Best Fit

liked used obey

pleased aware

agree loved happy

friendly place tidy

appear honesty

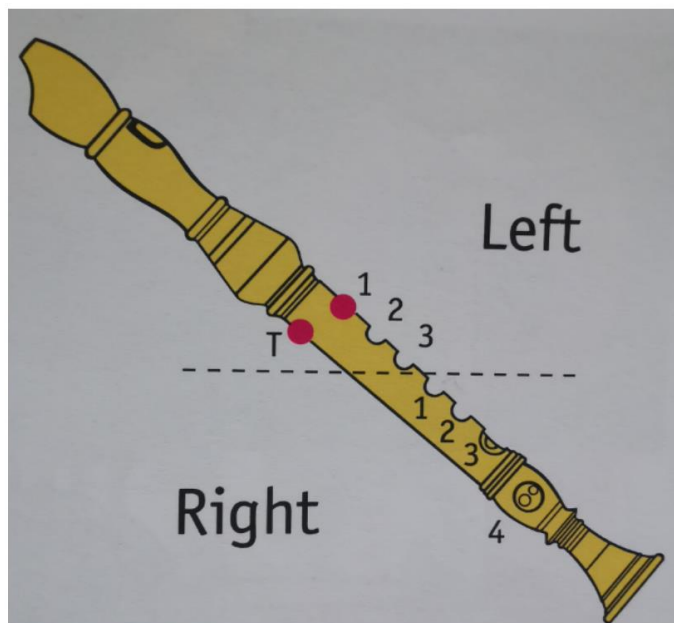
Music

ActivInspire - Studio

File Edit View Insert Tools Help Tues Wed english * NIS GPS Fri music recorder

Page 1 of 5 Best Fit

Friday To play the note b.



ActivInspire - Studio

File Edit View Insert Tools Help Tues Wed english * NIS GPS Fri music recorder


Page 2 of 5 Best Fit


Play note B four times.
Remember to say "tu" each time.
Make each note sound for the same time.

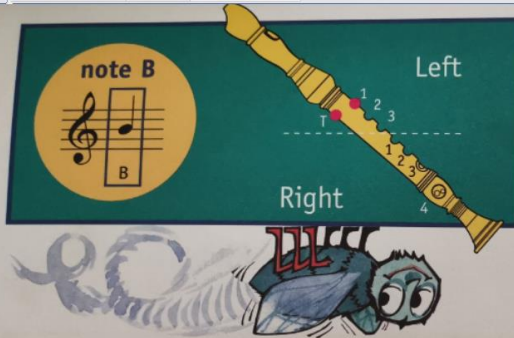
tu tu tu tu

Diagrams like the one on the right show the fingering for each note.
A magenta circle shows that you should cover this hole.

We write musical notes on a set of
5 lines called a **stave**.
Here is note B written four times
on the stave.



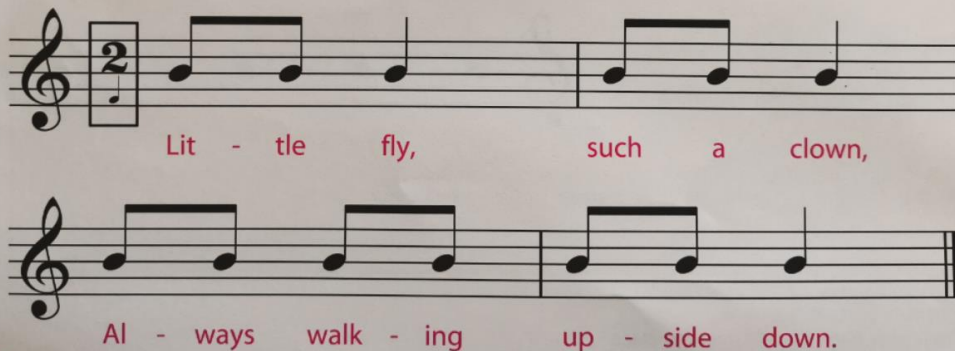
The sign  at the beginning of each stave is called a **treble clef**.



Little Fly

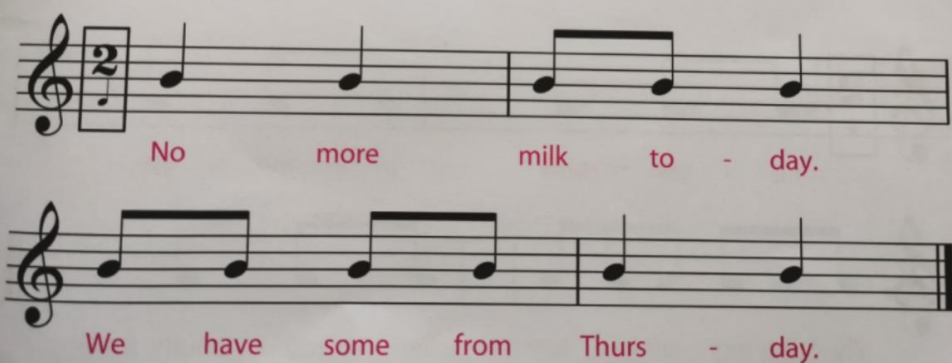
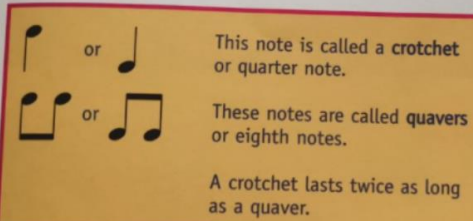
Say the words to this song.
Clap in time with the words as you say them.
See how some words last longer than others.

Play the tune on your recorder.
Use note B.
Make the notes match the pattern of the words.



No More Milk

Say and clap the words to this song.
Now play the tune using note B.



French

Task: Explore maps and begin to listen to say the names of some countries in French.



- 1. Angleterre
- 2. Belgique
- 3. Allemagne
- 4. Luxembourg
- 5. Suisse
- 6. Italie
- 7. Espagne
- 8. France

England
Belgium
Germany
Luxembourg
Switzerland
Italy
Spain
France

In class we will be revising the rights of the child and working together to prioritise some of them for us to focus on in class this year. We will also be signing our class charter to agree to uphold them. At home you could revise these rights and discuss them.

ActivInspire - Studio

File Edit View Insert Tools Help

Tues Wed english * NNS GPS Mon PDW charter

Page 2 of 10 Best Fit

What is the CRC?

UNICEF is the world's leading organisation for children and their rights.

In 1989, governments across the world promised all children the same rights by adopting the UN Convention on the Rights of the Child.

The rights are ***international law***.

Most countries in the world have signed to make this domestic law in their country.

<https://www.unicef.org.uk/what-we-do/un-convention-child-rights/>

Science

We will be exploring the properties of a range of rocks. See what different types of rocks you can find local to you and have a go at some testing.

ActivInspire - Studio

File Edit View Insert Tools Help


Tues Wed english * NNS GPS thurs sci lesson 1 thurs sci lesson 2

Page 1 of 7 Best Fit

Thursday

To record my own results.

Are all rocks the same strength?



Today we will be testing if all of our rocks are the same strength.

To do this we will be doing a scratch test on a variety of rocks. First we will scratch if with our finger nail and see if it scratches the rock or not. After that we will repeat the test with something tough, made of metal.

What could we use from our classroom?



Before we start lets make a prediction.

What do you think will happen?

Which do you think is the hardest and which is the softest?



In your books write down your prediction.

I predict that.....

ActivInspire - Studio
File Edit View Insert Tools Help
Tues Wed english * NIS GPS thurs sci lesson 1 * thurs sci lesson 2
Page 4 of 7 Best Fit

Name of rock	Scratched by finger nail	Scratched by metal	Strong or weak?

Let's do one together, then you can complete the rest on your own.

Page 5 of 7 Best Fit

What did we find out?



Thursday

To draw conclusions



What have we
learnt about
rocks so far?

ActivInspire - Studio

File Edit View Insert Tools Help

Tues Wed english * NWS GPS thurs sci lesson 1 * thurs sci lesson 2

Page 3 of 8 Best Fit

Previous Page

We are going to continue to think about the different properties of rocks.

We have explored if different rocks are hard or soft. Next, we are going to explore how permeable they are, if they float and if it wears away.

ActivInspire - Studio

File Edit View Insert Tools Help

Tues Wed english * NWS GPS thurs sci lesson 1 * thurs sci lesson 2

Page 5 of 8 Best Fit

We are going to be looking at the rocks we used earlier and carrying out some new investigations.

We will be dropping water onto the rock and seeing if any passes through.

We will then drop some vinegar onto the rock to see if the acid in it causes the rock to wear away.

Finally, we are going to see if they float or sink.

You will be using your scientific observational skills

ActivInspire - Studio

File Edit View Insert Tools Help

Tues Wed english * NWS GPS thurs sci lesson 1 * thurs sci lesson 2

Page 6 of 8 Best Fit

First we are going to predict what we think will happen to the rocks for each test.

Rock Type	Is it permeable?		Does it wear well?		Does it float?	
	Prediction	Result	Prediction	Result	Prediction	Result
1. Slate						
2. Limestone						
3. Basalt						
4. Sandstone						
5. Granite						
6. Chalk						
7. Marble						

Start/Stop Flipchart Vote

ActivInspire - Studio

File Edit View Insert Tools Help

Tues Wed english * NWS GPS thurs sci lesson 1 * thurs sci lesson 2

Page 7 of 8 Best Fit

What did we find out?

1. Slate	
2. Limestone	
3. Basalt	
4. Sandstone	
5. Granite	
6. Chalk	
7. Marble	