



HILL WEST *Primary*

FOUR OAKS

Home Learning Pack

Reception

Autumn Term Week 7



Home Learning Links

Oxford Owl

For a limited time, the Oxford reading scheme books we use to support your child's reading in school and at home are providing free access to selected books. All you need to do is click on the link below and register an email to get reading.

<https://home.oxfordowl.co.uk/books/free-ebooks/>

Phonics Play

This is a great resource that we use in school to support the teaching of phonics. They have a range of games for the children to complete where they will be applying their phonic knowledge. Currently they are providing free access using the following username and password.

Username: march20

Password: home

<https://new.phonicsplay.co.uk/>

Oak National Academy

This website has been created by 40 teachers from some of the leading schools across England, backed by government grant funding. Here you can access all of our lessons. Either you can follow a set plan of lessons across a range of subjects, or you can access particular lessons in certain subjects.

<https://www.thenational.academy/online-classroom/reception#schedule>

Teach your monster to read

Create a monster and take it on an adventure through a magical world. Travel to exciting places, meet fun characters, play games and win prizes as your monster learns the first steps of reading. Minigames help children to develop speed and accuracy of letter recognition. Lots of blending, segmenting and tricky words. Read for purpose with magical little books. A great way to help your children with reading at home.

The website is free.

<https://www.teachyourmonstertoread.com/>

White rose maths

The White Rose Maths Team has prepared a series of five maths lessons for each year group. They add five more each week for the next few weeks. Every lesson comes with a short video showing you clearly and simply how to help your child to complete the activity successfully.

<https://whiterosemaths.com/homelearning/early-years/>

Letters and Sounds

Filmed phonics lessons that follow phases 2 to 5 of the Letters and Sounds programme for reception, year 1 and learning to blend. Parent guidance videos.

https://www.youtube.com/channel/UCP_FbjYUP_UtIdV2K_-niWw

Numberblocks

We use the Numberblocks to support our teaching of Maths Mastery. Check out the website for clips to help support your child's maths development.

<https://www.bbc.co.uk/cbeebies/shows/numberblocks>

World Book Online

World Book online have just made their fabulous collection of over 3,000 e-books and audiobooks available for free for children to access at home. They have books suitable for all ages. Click on the following link to access them.

<https://worldbook.kitaboo.com/reader/worldbook/index.html?usertoken=Mjk5MzQ6MTpJUjA5MjAxNjoyOmNsaWVudDE2OTc6MTY5NzoyMjE2Mjg4OjE6MTU4NDM4MDEzMzA2Mjp1cw%3D%3D>

Read Works.org

Read Works offers access to 3000+ comprehension for all age groups. Just sign up for a free account to access fantastic texts.

<https://www.readworks.org/>

Beanstalk

Beanstalk website is packed with lots of interactive materials for children aged 1 to 6. They are offering free access to all families during the COVID-19 pandemic.

<https://beanstalk.co/>

Education Quizzes

A series of short quizzes for children to complete related to the National Curriculum subjects. Just select KS1 for Reception, Year 1 & Year 2 and select KS2 for Years 3-6.

<https://www.educationquizzes.com/ks1/>

Top Marks


A range of activities here but especially good interactive activities for maths.

<https://www.topmarks.co.uk/>

Phonics – Recap h, b, f, l

Flashcards with h, b, f, l






Match the phonemes to the correct picture





























Phonics

In phonics this week it's our recap week, where we revise the phonemes we have looked at over this half term.

Use the flashcards below to practise recognising these phonemes.

Grapheme and mnemonic	Picture card	Pronunciation phrase	Formation phrase
 s	 snake	Show your teeth and and let the s hiss out ssssss ssssss	Under the snake's chin, slide down and round its tail.
 a	 astronaut	Open your mouth wide and make the 'a' sound at the back of your mouth a a a	Around the astronaut's helmet, and down into space.
 t	 tiger	Open your lips; put the tip of your tongue behind your teeth and press t t t	From the tiger's nose to its tail, then follow the stripe across the tiger.
 p	 penguin	Bring your lips together and push them open and say p p p	Down the penguin's back, up and round its head.
 i	 iguana	pull your lips back and make the 'i' sound at the back of your mouth i i i	Down the iguana's body, then draw a dot (on the leaf) at the top.
 n	 net	Open your lips a bit, put your tongue behind your teeth and make the nnnnn sound nnnnn	Down the stick, up and over the net.
 m	 mouse	Put your lips together and make the mmmmm sound mmmmm	Down, up and over the mouse's ears, then add a flick on the nose.

Grapheme and mnemonic	Picture card	Pronunciation phrase	Formation phrase
 d	 duck	Put your tongue to the top and front of your mouth and make a quick d sound d d d	Round the duck's body, up to its head and down to its feet.
 g	 goat	Give me a big smile that shows your teeth. Press the middle of your tongue to the top and back of your mouth and push your tongue down and forward to make the sound g g g	Round the goat's face, up to his ear; down and curl under his chin.
 o	 octopus	Make your mouth into round shape and say o o o	All around the octopus.
 c	 cat	Open your mouth into a little smile, make your tongue flat and move it up towards the top of your mouth to say c c c	Cur! around the cat.
 k	 kite	Open your mouth into a little smile, make your tongue flat and move it up towards the top of your mouth to say k k k	Down the kite, up and across, back and down to the corner.
 ck	 sock	Open your mouth into a little smile, make your tongue flat and move it up towards the top of your mouth to say c c c	c Curl round the heel of the sock. k Down the sock, up and round, back and down and to the corner. Catchphrase: Rock that sock!
 e	 elephant	Open your mouth wide and say e e e	Around the elephant's eye and down its trunk.

Grapheme and mnemonic	Picture card	Pronunciation phrase	Formation phrase
 u	 umbrella	Open your mouth wide and say u u u	Down and around the umbrella, stop at the top and down to the bottom and flick
 r	 rainbow	Show me your teeth to make a rrrr sound rrrr rrrr	From the cloud to the ground, up the arch and over the rainbow.
 h	 helicopter	Open your mouth and breathe out sharply h h h	Down, up and over the helicopter
 b	 bear	Put your lips together and say b as you open them b b b	Down bear's back, up and round his big tummy.
 f	 flamingo	Open your lips a little, put your teeth on your bottom lip and push the air out to make the sound ffff fff	Down the flamingo's neck, all the way to its foot, then across its wings.
 l	 lollipop	Open your mouth a little, put your tongue up to the top of your mouth behind your teeth and press lll ll	All the way down the lollipop.

Can you read these CVC words?

r a n



t e n

d u c k

h i t

s a d

b i g

m u c k

c a p

f a t

r u b

Can you recognise the phonemes?



s	p	t	a	m
n	d	i	o	c
k	g	ck	e	u
r	h	b	l	f

I	is	the
---	----	-----



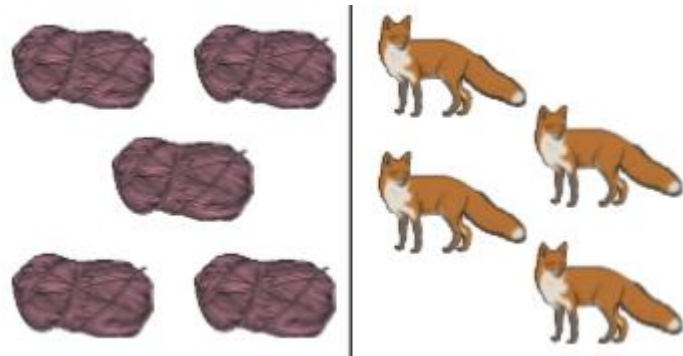
Maths – Fewer and More

More – Which one has more?

Circle the one with more



Fewer – Which one has fewer?
Circle the one with fewer



PSED – Kindness

Cut and stick the photos into kind and unkind boxes.

Discuss why they are kind and why they are unkind.

Kind	Unkind



CL and EAD

Can you learn this poem to Frère Jacques?

Once you have learnt it can you add a beat to it (tapping hands on your knee).



Autumn Leaves

Leaves are falling
Leaves are falling
To the ground
To the ground
Look at all the colours
Look at all the colours
Red yellow brown
Red yellow brown



UTW – Autumn

https://www.youtube.com/watch?v=j_9gFQ8PmzI – Com outside Hedgehogs

Go on an autumn walk – what can you collect?



Look at these pictures – what difference can you see?

Can you do an autumn rub?

What colours are you going to do?

