

# HILL WEST *Primary*

FOUR OAKS

## Home Learning Pack

### Year 1 Week 6



## Home Learning Links

### **Oak National Academy**

Oak National Academy is an online classroom and resource hub. It provides high-quality video lessons and resources to support teachers, parents and pupils.

[www.thenational.academy](http://www.thenational.academy)

### **BBC Bitesize**

With BBC Bitesize it is easy to keep learning at home. You can access regular daily lessons in English, maths and other core subjects.

<https://www.bbc.co.uk/bitesize>

### **Phonics English Hubs**

Online phonics lessons for the Letters and Sounds phonics programme.

<https://www.wandleenglishhub.org.uk/lettersandsounds>

### **World Book Online**

World Book online have just made their fabulous collection of over 3,000 e-books and audiobooks available for free for children to access at home. They have books suitable for all ages. Click on the following link to access them.

<https://worldbook.kitaboo.com/reader/worldbook/index.html?usertoken=Mjk5MzQ6MTpJUjA5MjAxNjoyOmNsaWVudDE2OTc6MTY5NzoyMjE2Mjg4OjE6MTU4NDM4MDExMzA2Mjp1cw%3D%3D>

### **Read Works.org**

Read Works offers access to 3000+ comprehension for all age groups. Just sign up for a free account to access fantastic texts.

<https://www.readworks.org/>

### **Beanstalk**

Beanstalk website is packed with lots of interactive materials for children aged 1 to 6. They are offering free access to all families during the COVID-19 pandemic.

<https://beanstalk.co/>

### **Tutortastic**

An online platform with tutorials and videos for home learning.

<https://www.tutortastic.co.uk/blog/homelearning>

### **Education Quizzes**

A series of short quizzes for children to complete related to the National Curriculum subjects. Just select KS1 for Reception, Year 1 & Year 2 and select KS2 for Years 3-6.

<https://www.educationquizzes.com/ks1/>

### **Top Marks**

A range of activities here but especially good interactive activities for maths.

<https://www.topmarks.co.uk/>

### Classroom Secrets

Classroom Secrets Kids is offering free access to everyone until the end of April 2020. The platform is aimed at primary aged children and covers subjects such as maths, reading, grammar and spelling. The platform is really child-friendly so that they're able to access it on their own. There are a load of games and interactive activities from phonics to SATs  
<https://kids.classroomsecrets.co.uk/>

### National Geographic

National Geographic is a great platform for learning and it's totally free. There are online games, resources and competitions, too.

<https://www.natgeokids.com/uk/teacher-category/primary-resources/>

### Reading Eggs

Please spend a little time each week learning the spellings for this half term.

Y1 Half term 1	Y1 Half term 2	Y1 Half Term 3	Y1 Half Term 4	Y1 Half Term 5	Y1 Half Term 6
a	they	be	by	once	friend
the	are	he	my	one	school
do	is	she	here	push	today
to	his	me	there	pull	house
of	has	we	where	full	were
said	I	no	love	our	was
says	you	go	come	ask	with
put	your	so	some	like	could

English – Can you differentiate between a letter, word, and sentence?

Cut and stick them in the right place.

Letter	Word	Sentence

I can read.	school	t
mum	a	The sun shines.
I am happy.	puppy	s
m	He is sleeping.	garden
holiday	f	How are you?

English – Listen to the story Funny Bones

[https://www.youtube.com/watch?v=o\\_K\\_0GmE1mY](https://www.youtube.com/watch?v=o_K_0GmE1mY)

Can you write a sentence describing what happens in the start of the story Funny Bones? Ensure you say your sentence aloud before you write it and that include finger spaces.



---

---

---

English – Next you will be writing about the middle section of the story.

Can you write a sentence describing the key events in the middle part of Funny Bones? Ensure you say your sentence aloud before you write it and try to include the word and in your sentence.



---

---

---

## Funnybones


dark	walk
lived	frighten
skeletons	park
big	zoo
little	animals
dog	bones
cellar	police station

skull



Common Words  
**the**  
**and**  
**said**  
**was**  
**because**

English – You will be creating your own ending to the story Funny Bones. Use your imagination and consider what could do skeletons do instead of going home? Draw and write sentences below – do not forget to include finger spaces and a full stop.



---

---

---

---

---



## Science 1

This week the children will be making their own sensory shaker based on the work we have been doing on the 5 senses.

Here is an image of what you could have a go at creating-



### The Sound Challenge

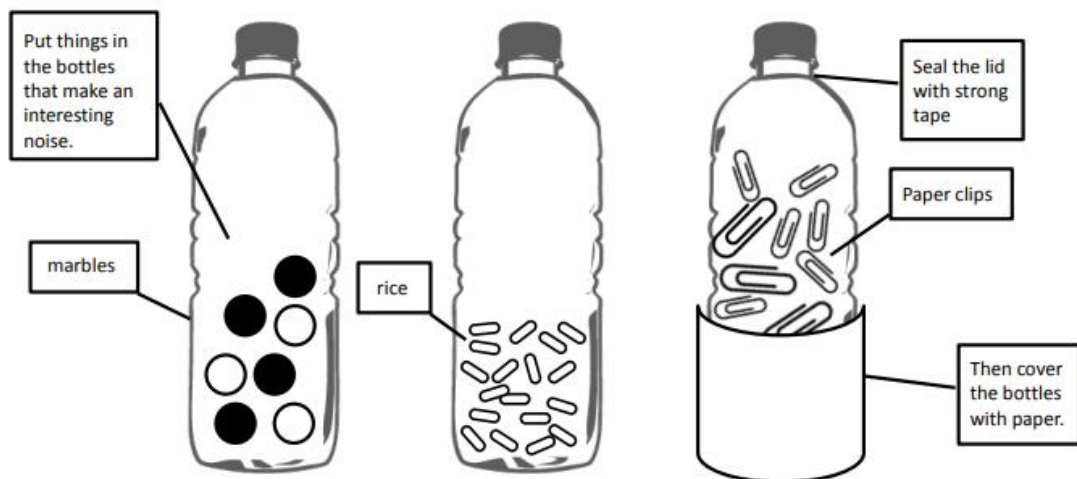
You will need:

A clean, empty plastic bottle with a lid

Strong tape

Something to put inside the bottle that makes a noise when you shake it

Wrapping paper or sticky backed plastic to wrap around the bottle





## The Five Senses

Draw something that you...



...hear.



...see.



...touch.



...taste.



...smell.

Geography-

We are learning all about the changes that happen during the Autumn season.

Things like-

- Leaves changing colour and losing their leaves
- Halloween
- Harvest
- The weather getting colder and wetter.

Have a go at drawing your own autumnal picture and label some of the changes you have drawn.

Computing-

This week the children have been learning about how to stay safe online.


Watch this video about Smartie the penguin. (the year 1 video)

<https://www.childnet.com/resources/smartie-the-penguin>

Then complete the speech bubble on the sheet about some of the ways the penguin stays safe online.

Tuesday 12th October

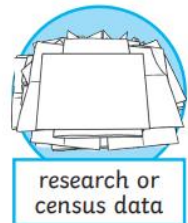


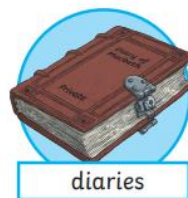
L.O. To begin to know how to stay safe online.





## History-

The children this week are learning about primary and secondary sources of evidence. Look at the posters below and see if you can find any of these examples around your home and sort them into primary and secondary.

### Primary



### Secondary







PDW-

The children have been learning about how to keep themselves and their bodies safe. We have used the video about the Pantasaurus to help them understand what should stay private.

<https://www.itsnotokay.co.uk/professionals/pantosaurus/>

We have focused this week on the similarities and differences between males and females.

Here is a table to fill in.

male 	male  female 	female 

## Maths 1:

Some of these are additions, some are subtractions.  
Write + or - in the middle space.  
Write the answer in the box.

5 - 2 = 3

4 2 =       7 2 =       6 2 =

5 3 =       6 2 =       8 3 =

7 3 =       12 3 =       7 4 =

7 3 =

### Challenge

How many times can a flower with 20 petals lose 2 petals until it has none left?

## Maths 2:





There are 5 dogs. 1 dog leaves. There are  left.

---

There are 5 dogs. 2 dogs leave. There are  left.

---

There are 5 dogs. 2 dogs come. There are now  dogs.

---

There are 5 dogs. 3 dogs leave. There are  left.

---

There are 5 dogs. 3 dogs come. There are now  dogs.

---

There are 5 dogs. 2 dogs leave. There are  left.

---

There are 5 dogs. 4 dogs come. There are now  dogs.

Maths 4:

$$10 - 9 =$$

$$10 - 8 =$$

$$10 - 7 =$$

$$10 - 6 =$$

$$10 - 5 =$$

$$10 - 4 =$$

### Maths 5:

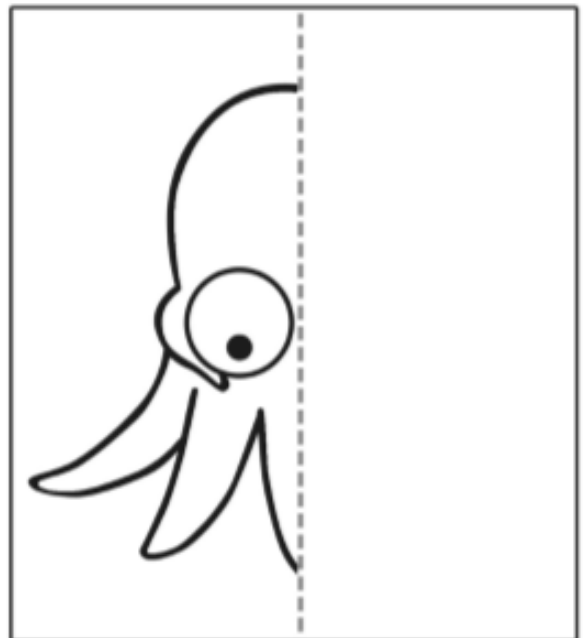

Circle the bugs that have a symmetrical pattern on their wings.  
Remember symmetrical means having the same pattern on each side.



#### Challenge

Can you draw two more butterflies and ladybirds — one with a symmetrical pattern and one without.

### Maths 6:

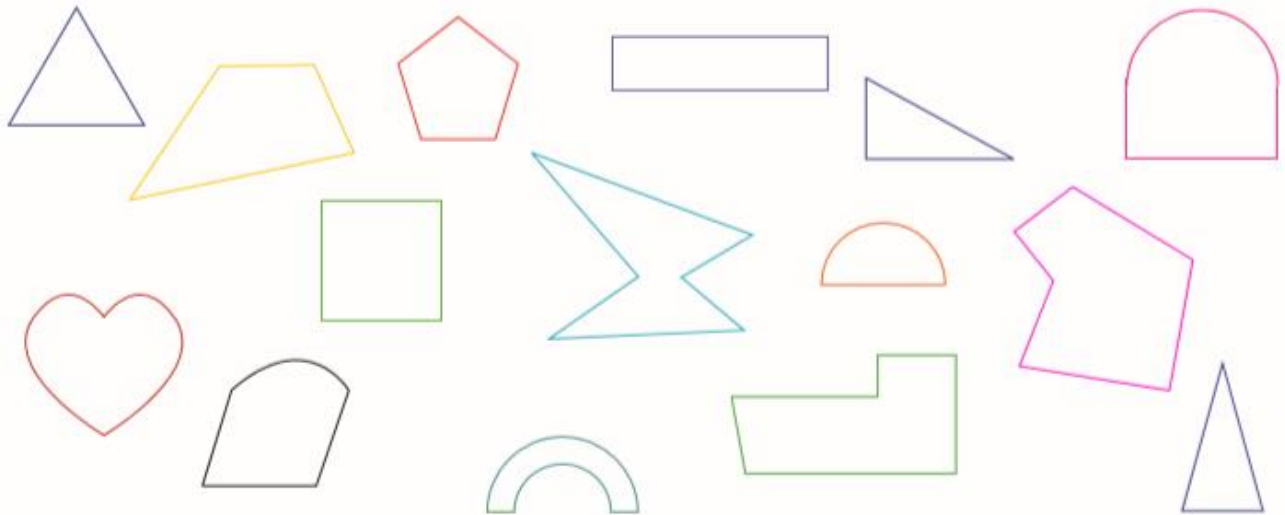


## Maths 7:


Identify the symmetrical and non-symmetrical shapes.

Can you draw a line of symmetry for each symmetrical shape?

You can use a mirror to help, e.g.






## Maths 8:



Maths 9:

Draw and label the things you find that have these shapes on them.

<b>Square</b> 	<b>Triangle</b> 
<b>Rectangle</b> 	<b>Circle</b> 