



# HILL WEST *Primary*

FOUR OAKS

## Home Learning Pack

Year 1

Week 7



## Home Learning Links

### Oak National Academy

Oak National Academy is an online classroom and resource hub. It provides high-quality video lessons and resources to support teachers, parents and pupils.

[www.thenational.academy](http://www.thenational.academy)

### BBC Bitesize

With BBC Bitesize it is easy to keep learning at home. You can access regular daily lessons in English, maths and other core subjects.

<https://www.bbc.co.uk/bitesize>

### Phonics English Hubs

Online phonics lessons for the Letters and Sounds phonics programme.

<https://www.wandleenglishhub.org.uk/lettersandsounds>

### World Book Online

World Book online have just made their fabulous collection of over 3,000 e-books and audiobooks available for free for children to access at home. They have books suitable for all ages. Click on the following link to access them.

<https://worldbook.kitaboo.com/reader/worldbook/index.html?usertoken=Mjk5MzQ6MTpJUjA5MjAxNjoyOmNsaWVudDE2OTc6MTY5NzoyMjE2Mjg4OjE6MTU4NDM4MDExMzA2Mjp1cw%3D%3D>

### Read Works.org

Read Works offers access to 3000+ comprehension for all age groups. Just sign up for a free account to access fantastic texts.

<https://www.readworks.org/>

### Beanstalk

Beanstalk website is packed with lots of interactive materials for children aged 1 to 6. They are offering free access to all families during the COVID-19 pandemic.

<https://beanstalk.co/>

### Tutortastic

An online platform with tutorials and videos for home learning.

<https://www.tutortastic.co.uk/blog/homelearning>

### Education Quizzes

A series of short quizzes for children to complete related to the National Curriculum subjects. Just select KS1 for Reception, Year 1 & Year 2 and select KS2 for Years 3-6.

<https://www.educationquizzes.com/ks1/>

### Top Marks

A range of activities here but especially good interactive activities for maths.

<https://www.topmarks.co.uk/>

### Classroom Secrets

Classroom Secrets Kids is offering free access to everyone until the end of April 2020. The platform is aimed at primary aged children and covers subjects such as maths, reading, grammar and

spelling. The platform is really child-friendly so that they're able to access it on their own. There are a load of games and interactive activities from phonics to SATs

<https://kids.classroomsecrets.co.uk/>

### National Geographic

National Geographic is a great platform for learning and it's totally free. There are online games, resources and competitions, too.

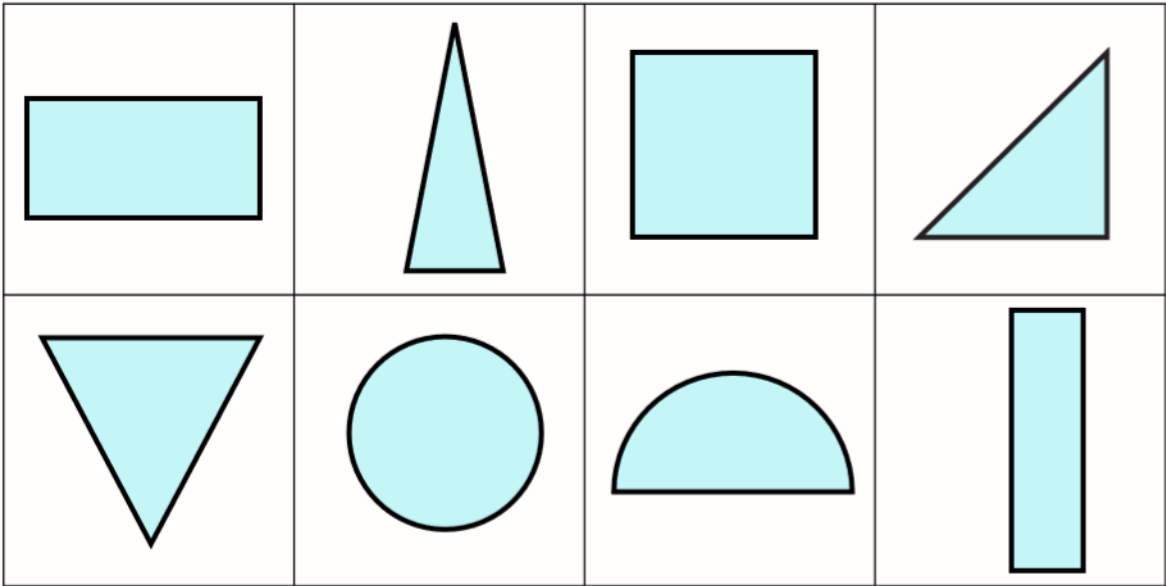
<https://www.natgeokids.com/uk/teacher-category/primary-resources/>

### Reading Eggs

Please spend a little time each week learning the spellings for this half term.

Y1 Half term 1	Y1 Half term 2	Y1 Half Term 3	Y1 Half Term 4	Y1 Half Term 5	Y1 Half Term 6
a	they	be	by	once	friend
the	are	he	my	one	school
do	is	she	here	push	today
to	his	me	there	pull	house
of	has	we	where	full	were
said	I	no	love	our	was
says	you	go	come	ask	with
put	your	so	some	like	could

Maths 1: Can you identify the shapes below and count the number of vertices and corners the shape has?









Maths 2: Can you continue the pattern?

Continue the pattern  
Sheet 1







Look at the patterns and say the shapes, then continue the pattern by drawing in the shapes.

1.











.....

2.









.....

3.







.....

4.



.....

5.



.....

Challenge

Now create your own repeating shape patterns.

.....

.....

Maths 3: Talk to the children in your class and ask them their names. Sort the letters of their names into the grid below.

# Sort the names

## Sheet 1

Choose to sort either the letters of the boys names or the girls names in the table.

<i>Letters with SOME curved lines</i>	<i>Letters with NO curved lines</i>

Girls names:

AMELIA  
MOLLY  
RIYA  
JESSICA

**Boys names:**

AADARSH  
WILLIAM  
THOMAS  
JACK

Maths 4:

Sort the shapes
 

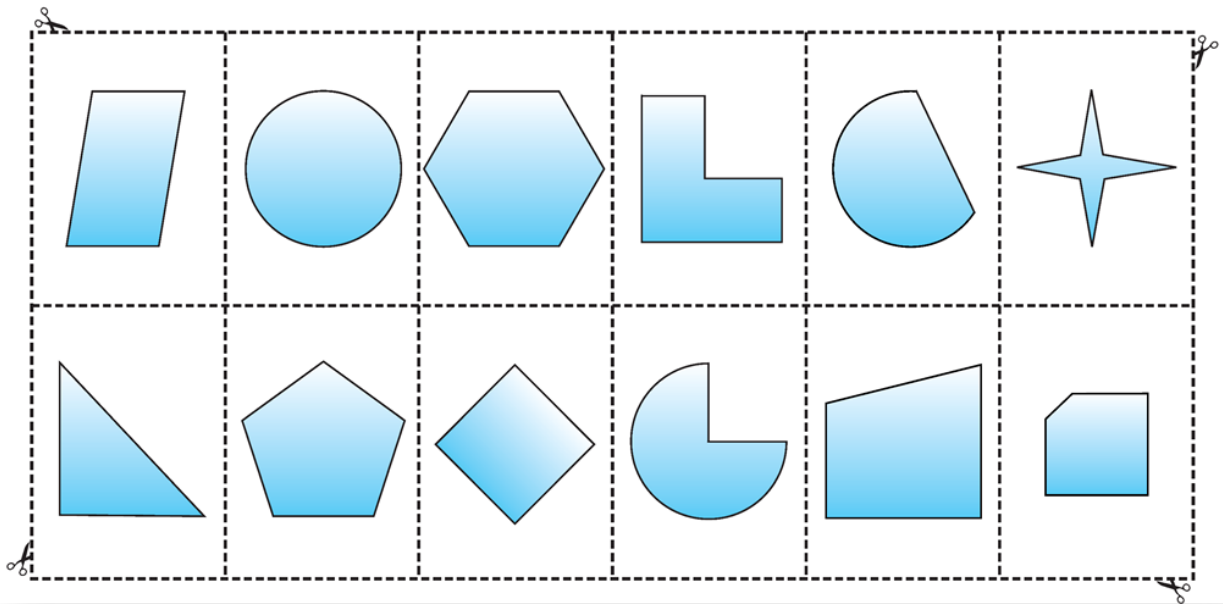
Sheet 1

Sort the shapes on page 2 into the table.

Shapes with 1, 2, 3 or 4 sides	Shapes with more than 4 sides


Sort the shapes
 

Sheet 1 continued




## Literacy 1:

This week we have a new set of words to explore. Let's develop our vocabulary - Can we add any of these words to our tiers?

- 
1. Twinkle
  2. Wonder
  3. Vertices
  4. Two-dimensional
  5. Secret
  6. Surprise
  7. Square
  8. Circle
  9. Triangle
  10. Rectangle
  11. mischief

Monday 18th October

L.O. To know features of a poem



What is a poem?

<https://www.bbc.co.uk/bitesize/articles/zrgytrd#:~:text=A%20poem%20is%20a%20piece%20of%20writing%20that,short%20video%20to%20find%20out%20more%20about%20poems.>

Can you remember the ingredients the chef needed to create his poem? Let's list them below:



Poems are fun to read and can be themed around different holidays, events and times of the year.

It is almost Halloween, so this week we will be exploring special Halloween themed poems!





Let's read this poem together:

# HAPPY HALLOWEEN!



I'm a little pumpkin  
Round and stout,  
Packed with full of seeds  
That you can scoop out!  
When I get all carved up,  
Then I will be  
The cutest jack-o-lantern  
You ever did see!

## Independent challenge:

Today you will be having a go at performing halloween poems in groups or on your own.

- Read the poems and choose your favourite.
- Practise lots, you may want to add some actions.
- Perform your poem and ask a friend to record you on the ipad.



## Tuesday 19th October

L.O. To recognise rhyming words

This week we are continuing to explore Halloween poetry.  
What do you notice about this poem?

### Witches Stew



Bubble, blubber, squirm and gloop,  
Boiling broth of bat's tail soup.  
Wobble, slobber, liquid goo,  
Add the sole of one old shoe.  
Spooky shadows dance around,  
Of frogs and rats and snarling hounds.  
Steam swirls rising to the roof,  
Add one small ear and one old tooth.  
Gnarly, scratchy, tickle and itch,  
Stir round and round to make it rich.  
Mushy, sticky, sizzle and stew,  
They're making mischief just for you!



## Tuesday 19th October

L.O. To recognise rhyming words



Listen carefully, I am going to ask you what rhyming words  
he used at the end of this clip.

<https://www.youtube.com/watch?v=3Cc1TL-0bXo>

### What are rhyming words?

Rhyming words are words that have the same end sound. They can have different initial sounds and still sound the same. Look at the words below. Can you match the rhyming words?

flop

sad

log

bat

dog

ring

bling

mad

rat

hop



How many rhyming words can you think of for ball  
in 30 second?

Challenge: Write as many rhyming words as you can next to each picture.

 <b>dog</b>	 <b>boat</b>
 <b>car</b>	 <b>lock</b>
 <b>hat</b>	 <b>tree</b>

### Literacy 3:

Wednesday 20th October

L.O. To recognise rhyming words

This week we are learning  
all about poems.

Can you remember what  
a poem is?

What makes them special  
and different from other  
texts?

### **pumpkin seeds**

One day I found two pumpkin seeds.  
I planted one and pulled the weeds.  
It sprouted roots and a big, long vine.  
A pumpkin grew, I called it mine.  
The pumpkin was quite round and fat.  
I really am quite proud of that.  
But there is something I'll admit  
That has me worried just a bit.  
I ate the other seed, you see.  
Now will it grow inside of me?

I'm so relieved since I have found  
That pumpkins only grow in the ground!



Match the rhyming words.

What do you notice about some of the words?



Door

Pale

Shop

Floor

Snail

Crop

<https://www.bing.com/videos/search?q=what+are+rhyming+words+for+kids&&view=detail&mid=9B5A6FAB379EE8FA357B9B5A6FAB379EE8FA357B&&FORM=VRDGAR&ru=%2Fvideos%2Fsearch%3Fq%3Dwhat%2520are%2520rhyming%2520words%2520for%2520kids%26qs%3DAS%26form%3DQBV%26sp%3D1%26pg%3Dwhat%2520are%2520rhyming%2520words%2520%26sc%3D5-23%26cvid%3DCA7A38700FA64D939F0BD58FD6C33E57>

Challenge: Choose a card. Copy the sentence into your book with the correct rhyming word.

The caterpillar can  
wriggle and

giggle.

crawl.



The bee can  
fly so

high.

fast.



The caterpillar can wriggle  
and giggle.

The bee can fly so high.



## Literacy 4:

Thursday 21st October

L.O. To recognise a rhyming couplet

There are lots of different types of poems.

Some of them rhyme and some don't. Today we are continuing to learn about rhyming poems but a very special kind of rhyming poem, called a rhyming couplet.

A rhyming couplet is a poem where the rhyming words appear at the end of two lines.

Can you spot the rhyming words?

Twinkle, twinkle, little bat!  
How I wonder what you're at!  
Up above the world you fly,  
like a tea-tray in the sky.

Where do they appear?

Twinkle, twinkle, little bat!  
How I wonder what you're at!  
All night long you swoop and glide  
like a Frisbee, flat and wide.

Can you see a pattern?

Twinkle, twinkle, little bat!  
How I wonder what you're at!  
When the dawn breaks, home is best  
hanging upside-down to rest.

Twinkle, twinkle, little bat!  
How I wonder what you're at!  
Up above the world you fly,  
like a tea-tray in the sky.

Can you spot them hidden in this poem? Do they follow the same pattern?  
Does this poem have rhyming couplets?

## Five little pumpkins

Five little pumpkins sitting on a gate.  
The first one said, "Oh no its getting late!"  
The second one said, "There are witches in the air."  
The third one said, "but we don't care!"  
The fourth one said, "let's run, lets run."  
The fifth one said, "Isn't Halloween fun!"



Then woooo went the wind and out went the lights  
and five little pumpkins rolled out of sight.

Challenge: Can you fill in the missing rhyming words to complete the rhyming couplet poem?

### The Halloween Ghost

I'm a Halloween ghost and I see \_\_\_\_\_  
Floating around is what I \_\_\_\_\_  
I'm a Halloween ghost and I am \_\_\_\_\_  
If you see me you will \_\_\_\_\_  
I'm a Halloween ghost and I am \_\_\_\_\_  
You can only see me at \_\_\_\_\_  
I'll make you \_\_\_\_\_  
When things go \_\_\_\_\_  
I'm a Halloween \_\_\_\_\_  
I'll scare you the \_\_\_\_\_

You, do

Ghost, most

pale, wail

white, night


ghost, most

jump, bump


### Geography:

To identify seasonal changes to weather in the UK focusing on seasonal changes in Autumn. Go on an Autumn walk and make observations about the weather and trees.

Drawing of weather



Drawing of a tree



Write about your observations

---

---

---



Computing - Children will explore why we have rules for using computer technology safely. Create your own rules grid using the example below to help.

### Activity 1 - Rules grid

To be safe



To stay happy



To learn



To be kind to each other



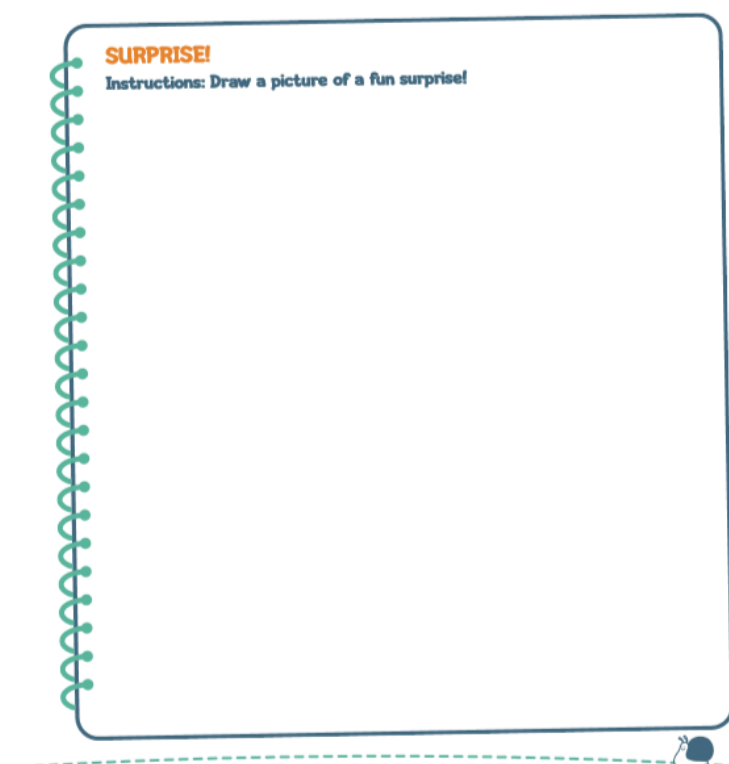
Rules grid


History - comparing objects of daily life from the past 'then' and now. They will be discussing how these objects have changed by looking at the materials, designs and the technology used.

Then	Now



PDW – To know the difference between a surprise and secret.



**SURPRISE!**  
Instructions: Draw a picture of a fun surprise!



**SECRETS**  
Instructions: Draw a picture of a trusted adult you could talk to about a secret that makes you or someone else sad, scared or confused.