HILL WEST Primary
FOUR OAKS

Home Learning Pack

Year 4

Autumn 1 week 7

Home Learning Links

Oak National Academy
Oak National Academy is an online classroom and resource hub. It provides high-quality video lessons and resources to support teachers, parents and pupils.
www.thenational.academy

BBC Bitesize
With BBC Bitesize it is easy to keep learning at home. You can access regular daily lessons in English, maths and other core subjects.
https://www.bbc.co.uk/bitesize

Phonics English Hubs
Online phonics lessons for the Letters and Sounds phonics programme.
https://www.wandleenglishhub.org.uk/lettersandsounds

World Book Online
World Book online have just made their fabulous collection of over 3,000 e-books and audiobooks available for free for children to access at home. They have books suitable for all ages. Click on the following link to access them.
https://worldbook.kitaboo.com/reader/worldbook/index.html?usertoken=Mjk5MzQ6MTpJUjA5MjAxNjoyOmNsaWVudDE2OTc6MTY5NzoyMjE2Mjg4OjE6MTU4NDM4MDExMzA2Mjp1cw%3D%3D

Read Works.org
Read Works offers access to 3000+ comprehension for all age groups. Just sign up for a free account to access fantastic texts.
https://www.readworks.org/

Beanstalk
Beanstalk website is packed with lots of interactive materials for children aged 1 to 6. They are offering free access to all families during the COVID-19 pandemic.
https://beanstalk.co/

Tutortastic
An online platform with tutorials and videos for home learning.
https://www.tutortastic.co.uk/blog/homelearning

Education Quizzes
A series of short quizzes for children to complete related to the National Curriculum subjects. Just select KS1 for Reception, Year 1 & Year 2 and select KS2 for Years 3-6.
https://www.educationquizzes.com/ks1/

Top Marks
A range of activities here but especially good interactive activities for maths.
https://www.topmarks.co.uk/

Classroom Secrets
Classroom Secrets Kids is offering free access to everyone until the end of April 2020. The platform is aimed at primary aged children and covers subjects such as maths, reading, grammar and spelling. The platform is really child-friendly so that they're able to access it on their own. There are a load of games and interactive activities from phonics to SATs
https://kids.classroomsecrets.co.uk/

National Geographic
National Geographic is a great platform for learning and it's totally free. There are online games, resources and competitions, too.
https://www.natgeokids.com/uk/teacher-category/primary-resources/

Reading Eggs
https://readingeggs.co.uk/

Handwriting Monday – Friday

- Please practise the following joins for 5 minutes each day:

oc

od

oo

- The image below shows how these letters are correctly joined:



Vocabulary Deconstruction

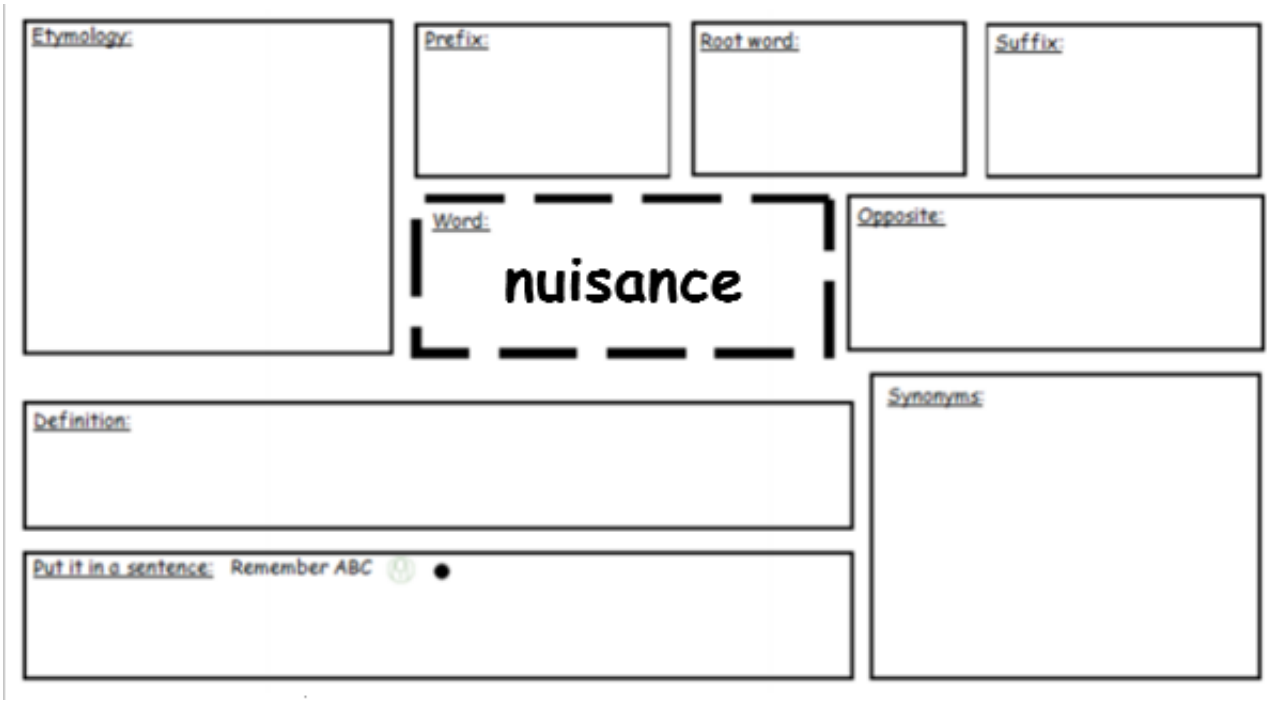

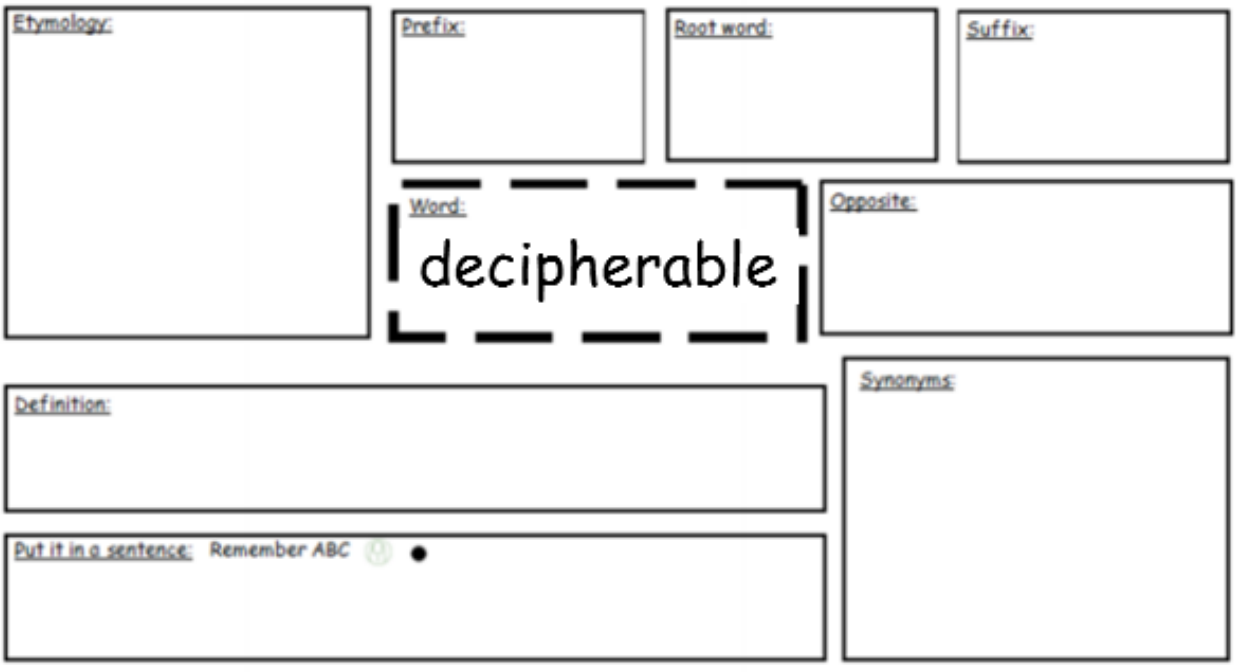

Monday - English

Complete story mountain for your very own escape from Pompeii story. You wrote your setting description last week, so you have already started the beginning of your story.

You will be beginning to write your own Escape from Pompeii story

You will need to think about:

- The beginning (characters and setting)
- The build-up (what happens)
- The problem (the eruption)
- The resolution (how do you escape Pompeii/do you escape?)
- The ending (do you move away from Pompeii forever? Do you ever go back to Pompeii?)

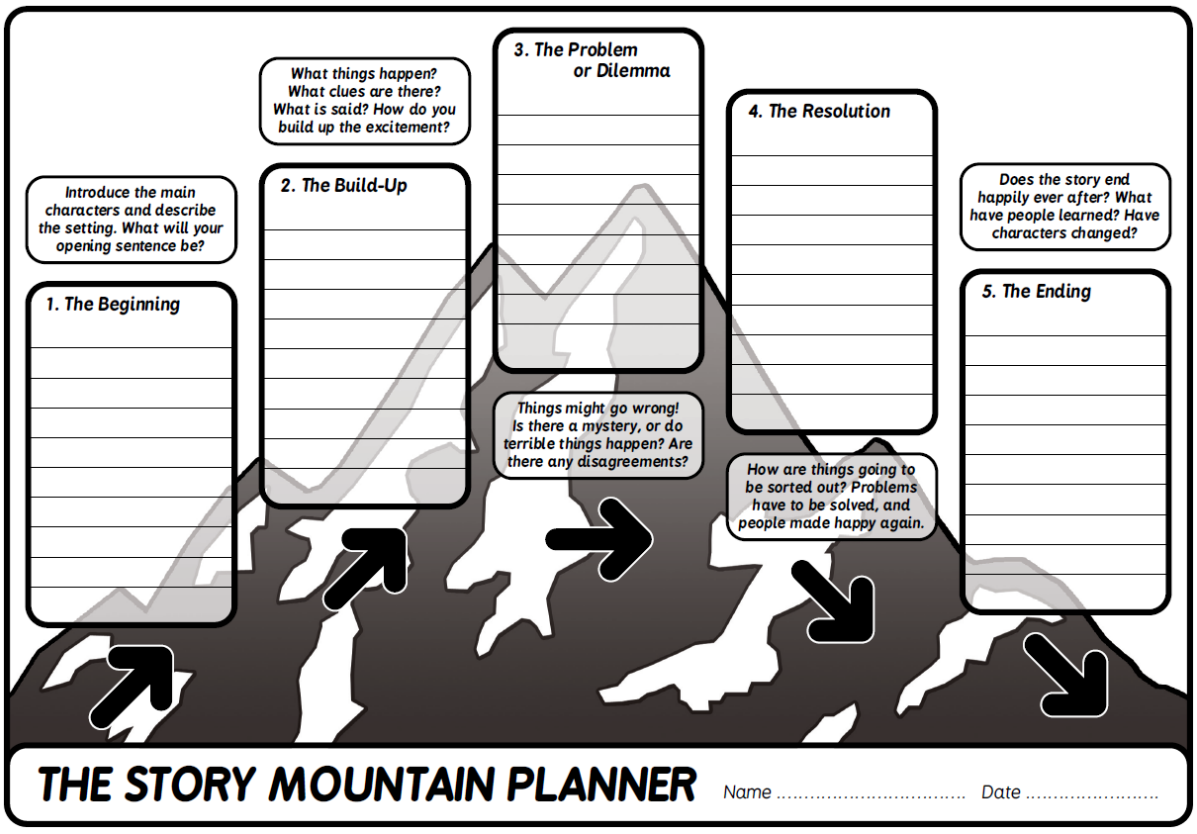

Tuesday – English

Speech punctuation/Plan dialogue.

What synonyms can you think of for "said"

Practise:

Write each sentence in your book, identifying what is speech and ensuring that the four key rules are met such as it being punctuated accurately.

1) don't do that shouted the man.

2) Mary said I'm going to the shops later

3) what are you doing later asked Matt.

4) Joan said I'm heading to the shops

5) i can't wait to go to the cinema said Joe.

6) what time is it asked Peter.

7) I don't believe it shouted John.

8) what time are you heading to work asked Joanne. In about thirty minutes replied Steven.

9) my favourite colour is red said the little boy.

10) leave it over there said the man. Ok replied the delivery man. No not there, over there said the man pointing over to the corner.

11) are we there yet moaned the children.

12) The fans shouted come on City

Tuesday Geography

When you display your finished collage remember to include your labels of river words and their definitions.

You could also display some of your illustrated glossaries.

SPaG Tuesday – Apostrophes

Look at the images and write the phrase saying who the item belongs to.
The first one has been done for you.

ring	belonging to	the Emperor	=	**the Emperor's ring**
coins	belonging to	Tilda	=	
discovery	belonging to	the children	=	
bucket	belonging to	Charlie	=	
fortress	belonging to	the Romans	=	

shoe	belonging to	brother	who belongs to	Tilda	=	

Tuesday – History

Roman Invasion on Britain

https://www.bbc.co.uk/bitesize/topics/zqtf34j/articles/z9j4kqt

Why Did the Romans Invade Britain?



1

Britain had lots of goods which the Romans wanted

- Lead
- Wood
- Tin
- Wool
- Slaves
- Gold
- Silver
- Corn

2

Corn

As the Roman Empire grew bigger, there were more and more people to feed;

More Romans started living in towns, leaving fewer people in the country to grow crops... Rome needed to import more food and Briton was a very fertile land...

3

Raw Materials: Wool

Britain had a good supply of sheep and wool was needed for making Roman togas

Raw Materials: Leather

The Roman army used a lot of leather in uniforms and in soldiers' tents. Leather was also used to make buckets.

Valuable Metals: Silver

- The Romans made their money out of silver – more coins were needed as the Empire grew.
- Britain already had silver mines that the Romans knew about.
- Silver was a luxury item for rich Romans – so there was a big demand for it.

Gold

- Gold was used for jewellery and was in great demand by the Romans;
- Gold was very important in trade as a means of exchange and for gold coins;
- There was a scarcity of gold across the Empire, but Britain had some...

7

Tin

Britain also had tin mines and tin and pewter were used for cups and plates; Tin could be mixed with other metals to make strong, hard metals.

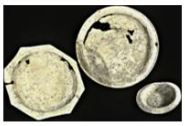

8

The Romans used a lot of lead!

- Lead was really useful for the Romans and Britain had a good supply of it.
- Lead was used to make water pipes and plumbing systems
- Lead was also used to make coffins!

9

Slaves

- Romans planned to used captured Britons as slaves.
- Roman society ran on the basis of slave labour and there was big demand for slaves right across the empire;
- Slaves were used to work in every type of industry, from nurse maids, to field hands, miners and as galley slaves to row Roman ships.

Slaves could also be made to fight as Gladiators, to entertain the Romans.



2. Power!

- The Romans didn't just want goods from Britain, they also wanted to invade to show how powerful they were.
- By conquering more and more countries and making their Empire bigger, it made Rome more powerful.
- The Romans also believed it was their duty to do this and make the world "civilised" like them.

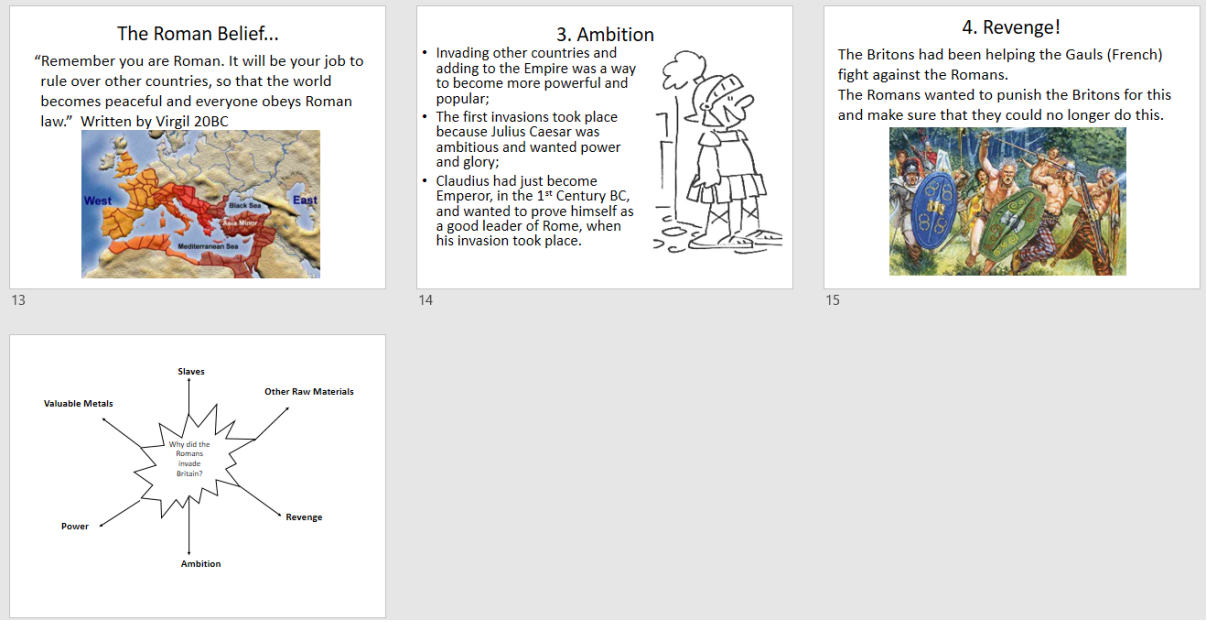

1) Complete a detailed spider diagram on why the Romans invaded Britain. Make sure you explain the following issues:

Explain why the Romans wanted corn, wool and leather.
Explain why the Romans wanted gold, silver, lead and tin
Explain why the Romans wanted slaves
Why did the Romans want revenge on the Britons?

2) Which in your opinion was the most important cause of the invasion? Explain your answer

3) Why did the Romans think it was their duty to attack other countries and create an empire?

PE- Tuesday

Lesson Four

Aims

To develop overarm bowling technique and accuracy

Skill

- Pupils will work in threes or fours to coach each other through the action of the overarm bowl using individual version of the skills/coaching cards shown below:



Development

- Target bowling practice. Spit the class into small groups or three or four with one bowler, one WK and a couple of extras to collect stray balls. The bowler has to attempt to bowl the ball towards the wicket aiming for it to land in the target. They score one point for either hitting the target or the wickets, three points for both.

Game

- **Change Ends.** Fielding and batting teams work alongside each other in teams of four. The Bowler bowls towards stumps, WK catches and passes to retriever, who rolls back to the bowler.
- At the same time, the batting team has to see how may runs they can get.
- Each bowler will bowl for four balls and then swap.
- Once the first of the four balls has been bowled, the front batter will run and then once they have made it to the opposite crease and back, the next runner will go.
- The bowling team score two points for each bowl that hits the wickets.
- After 16 balls, the teams swap.

Maths Tuesday and Wednesday

Count on and back in steps of 25 and 1000

Sheet 1

Fill in the missing numbers.

1. ☐, 1347, ☐, ☐, ☐, ☐, 6347, ☐
2. ☐, ☐, 7361, ☐, ☐, 4361, ☐, ☐
3. 26, 51, ☐, ☐, 126, ☐, ☐, ☐, 226
4. 20, 45, ☐, ☐, 120, ☐, 170, ☐, 220
5. ☐, ☐, ☐, ☐, ☐, ☐, ☐, ☐, 474
6. 475, ☐, 425, ☐, 375, 350, ☐, ☐, ☐
7. 231, 206, ☐, 156, ☐, 106, ☐, ☐, 31
8. ☐, ☐, ☐, ☐, ☐, ☐, ☐, ☐, 5, ☐

Challenge

☐, ☐, ☐, 2, 27, 52

Roman numerals to 100

Sheet 1

Write the numbers before and after each number written using Roman numerals. Use the table to help you.

1. X
2. V
3. XX
4. XV
5. LI
6. XXXV
7. XCII
8. LV
9. XL
10. XCIX

1	I
2	II
3	III
4	IV
5	V
6	VI
7	VII
8	VIII
9	IX

10	X
20	XX
30	XXX
40	XL
50	L
60	LX
70	LXX
80	LXXX
90	XC
100	C

Wednesday -Spellings – Possessive apostrophes

Select the correct answer for each of the following sentences.

1 The breakfasts belonging to the men
- a The men's breakfasts
- b The mens breakfast's
- c The men's breakfast's
- d The mens' breakfasts

2 The cards belonging to the children
- a The children's cards
- b The childrens card's
- c The children's card's
- d The childrens' cards

3 The music belonging to Thomas
- a Thomas music
- b Thoma's music
- c Thomas' music
- d Thomas's music

4 The book belonging to James
- a James's book
- b Jame's book
- c James' book
- d James' book'

5 The rucksack belonging to the girls
- a The girl's rucksack
- b The girls' rucksack
- c The girls rucksack's
- d The girls' rucksack's

6 The rucksack belonging to the girl
- a The girls rucksack
- b The girl's rucksack
- c The girls' rucksack
- d The girl's rucksack'

7 The rays belonging to the sun (=it)
- a Its rays
- b I'ts rays
- c It's rays
- d Its' rays

8 The sadness belonging to Shanya should not …
- a Shanya's sadness should'nt
- b Shanya's sadness shouldn't
- c Shanyas' sadness should'nt
- d Shanyas' sadness shouldn't

9 The anger of Father would not …
- a Father's anger would'nt
- b Fathers anger wouldn't
- c Father's anger wouldn't
- d Fathers' anger wouldn't

10 The paws belonging to the dogs did not …
- a The dog's paws did'nt
- b The dogs' paws did'nt
- c The dogs paws didn't
- d The dogs' paws didn't

Wednesday – English

Write the build up to your story. Look at the story mountain you completed on Monday. Use your ideas to write a few paragraphs about what happens at the start of your story.

Wednesday Science

Activity 2- SOLIDS, LIQUIDS AND GASES

Now that you have seen how solids, liquids and gases behave, fill the gaps in the paragraph. You will need the words in the boxes below.

Liquids, solids and gases are all made up of t____ p_____. In a solid p_____ are held very t____ together to form a **regular** p_____ and they can just v_____. In liquids they are c____ together, but they can s____ past each other and they have n__ **regular** p_____. In gases, instead, p_____ are free to m____ in all d_____ at a very high speed.

move	close	tiny	no	slide	directions	pattern
particles	vibrate	particles	tightly	pattern	particles	

Now, draw the particles in the boxes below (using the same colour for each box) to show how particles in a solid, liquid and gas are set.

Solid

Liquid



Gases



Wednesday - Maths

Converting cm and m

Sheet 1

Convert the measurements to complete the tables:

Table 1

cm	m and cm	m
100 cm	1 m 0 cm	1 m
50 cm	0 m 50 cm	0.5 m
	2 m 0 cm	2 m
15 cm		0.15 m
	0 m 25 cm	0.25 m
320 cm	3 m 20 cm	

Table 2

cm	m and cm	m
	0 m 10 cm	0.1 m
575 cm		5.75 m
60 cm	0 m 60 cm	
	2 m 4 cm	
88 cm		
		4.1 m

Table 3

cm	m and cm	m
603 cm		
	0 m 19 cm	
		9.26 m
		0.34 m
	0 m 7 cm	
721 cm		

Measuring in mm and cm

Sheet 1

Measure these lines. Write the measurements underneath in mm and then in cm and mm, e.g. 45mm = 4cm 5mm.

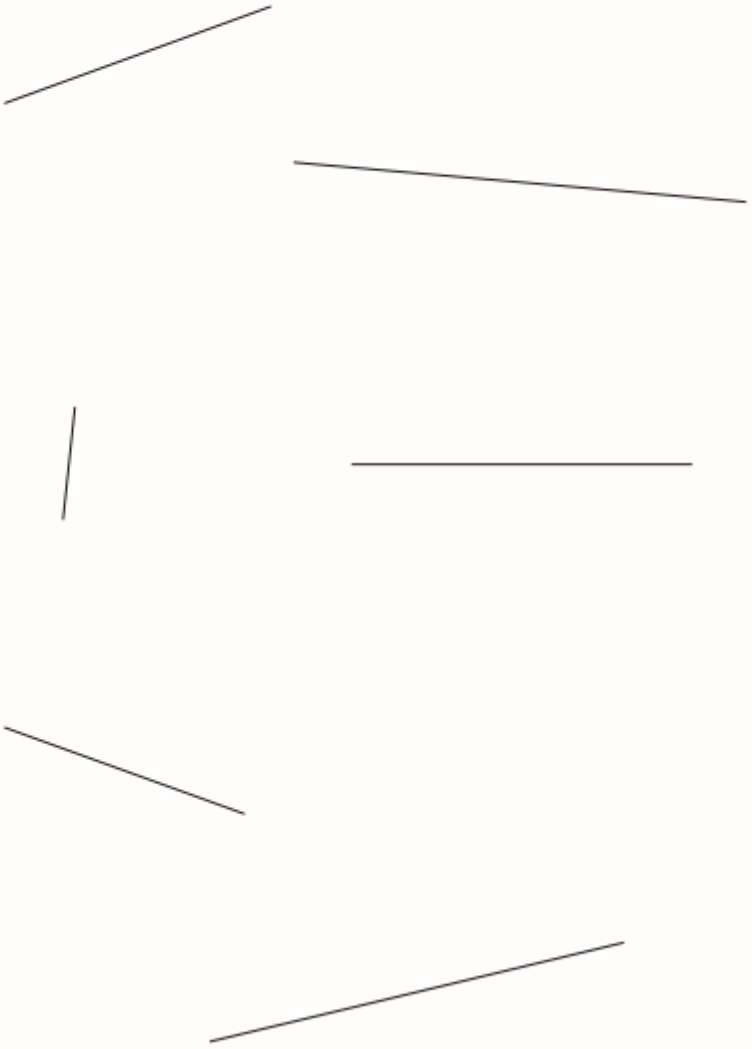

Thursday – English

Imagine you were in Pompeii when Mount Vesuvius erupted, think about the 5 senses.

- What might you have smelt?
- What might you have heard?
- What might you have felt?
- What might you have seen?
- What might you have tasted?

Thursday - Spellings

Rewrite these sentences with possessive apostrophes.

The ball belonging to the boy

The book belonging to the students

The ball belonging to the boys

The book belonging to the student

Friday – English

Look at the story mountain you wrote on Monday. Use this to write the climax of your story.

e.g.,

- What is everyone in Pompeii doing now that Mount Vesuvius has erupted?
- What are you doing?
- Who are you with?

Friday - Spellings

1. Re-write these sentences using apostrophes to show possession.

a. The bag belongs to the girl. The girl's bag.

b. The wheels belong to the car. _____

c. The wings belong to the bird. _____

d. The crayons belong to the teacher. _____

e. The wings of the rocket. _____

f. The doors of the house. _____

2. Re-write these sentences without using a possessive apostrophe.

a. They are the builder's tools. The tools belong to the builder.

b. They are the butterfly's wings. _____

c. It is the baker's bread. _____

d. It is the witch's broomstick. _____

e. The monkey stole the gorilla's banana. _____

f. The knight wandered into the dragon's cave. _____

Friday - Science – Gases

Watch this video about different gases:
https://www.bbc.co.uk/bitesize/clips/ztcb4wx

Now try these experiments at home to find out all about gases:

Is this plastic bottle empty?

Resources: A plastic bottle with a lid on.

Take a plastic bottle with the lid tightly on and try and squash it flat. Why can't you flatten it? The plastic bottle is empty of liquid but full of gases! The air inside is stopping you from squashing it.

Take the lid off the bottle. Try squashing the bottle now. Why can you flatten it? Explain it to a friend.

Do gases weigh anything?

Resources: balloon (1 for each child), weighing scales

Weigh an empty balloon and then inflate it and weigh it again. *What do you notice?* Why is the inflated balloon heavier? The air forced into balloon (under pressure) is matter and therefore makes the inflated balloon heavier. Can you explain this to a friend?

How does the smell travel?

Resources: a range of aromatherapy oil, tissues

Work with a partner. One person places one drop of a scented oil onto a tissue. While the partner closes their eyes, the other must hide the tissue somewhere within the classroom. Using their sense of smell, the partner must hunt for the tissue. Can they notice when the smell gets stronger?

Think about the movement of gas particles and use scientific language to explain how the smell travels.

Finding evidence of air around us

Air is everywhere and fills even the smallest spaces between or within solids.
Pour water over some common objects, what do you notice? Use your magnifying glass to get a really good look...

When I pour water over _____	When I pour water over _____
I notice that...	I notice that...
This shows that _____	This shows that _____

Friday - Computing

What's the formula?

Work through lesson 3 of the Oak National Academy.

Follow this link:

https://classroom.thenational.academy/lessons/whats-the-formula-chk3jc?step=1&activity=intro_quiz

Thursday – French

Translate the following:

1) Hello. My name is Peter

B. J m'a P.

2) Hello. My name is Bruno. I am 9 years old.

B. J m'a B. J' n a

3) Hello. My name is Céline. I am 12 years old. My birthday is on the 1st October.

B. J m'a C. J' d a. M a c'e le p o.

4) Hello. My name is Yousif. I am 7 years old. I like fruit.

B. J m'a Y. J' s a. J' les f.

5) Hello. My name is Marina. I am 11 years old. I like chips but I don't like football.

B. J m'a M. J' o a. J' les f m j n'a p le f.

Build up your sentences. See how much you can remember without looking each time.

1. Hello.

Bonjour.

2. Hello. My name is ……

Bonjour. Je m'appelle ……

3. Hello. My name is …….. and I am …… years old.

Bonjour. Je m'appelle …… J'ai huit / neuf ans.

4. Hello. My name is ……. and I am ……. years old. My birthday is on the ……

Bonjour. Je m'appelle …… J'ai huit / neuf ans. Mon anniversaire c'est le ……..

Challenge: Can you also write a sentence about what you like and dislike?

Friday – Art

Make your Roman Shield

Last week you designed the pattern on your Roman shield. Using cardboard, foil and any other appropriate materials, create your shield this week so that you have a 3D version of your shield.