



HILL WEST *Primary*

FOUR OAKS

Home Learning Pack

Reception

Autumn Term Week 11



Home Learning Links

Oxford Owl

For a limited time, the Oxford reading scheme books we use to support your child's reading in school and at home are providing free access to selected books. All you need to do is click on the link below and register an email to get reading.

<https://home.oxfordowl.co.uk/books/free-ebooks/>

Phonics Play

This is a great resource that we use in school to support the teaching of phonics. They have a range of games for the children to complete where they will be applying their phonic knowledge. Currently they are providing free access using the following username and password.

Username: march20

Password: home

<https://new.phonicsplay.co.uk/>

Oak National Academy

This website has been created by 40 teachers from some of the leading schools across England, backed by government grant funding. Here you can access all of our lessons. Either you can follow a set plan of lessons across a range of subjects, or you can access particular lessons in certain subjects.

<https://www.thenational.academy/online-classroom/reception#schedule>

Teach your monster to read

Create a monster and take it on an adventure through a magical world. Travel to exciting places, meet fun characters, play games and win prizes as your monster learns the first steps of reading. Minigames help children to develop speed and accuracy of letter recognition. Lots of blending, segmenting and tricky words. Read for purpose with magical little books. A great way to help your children with reading at home.

The website is free.

<https://www.teachyourmonstertoread.com/>

White rose maths

The White Rose Maths Team has prepared a series of five maths lessons for each year group. They add five more each week for the next few weeks. Every lesson comes with a short video showing you clearly and simply how to help your child to complete the activity successfully.

<https://whiterosemaths.com/homelearning/early-years/>

Letters and Sounds

Filmed phonics lessons that follow phases 2 to 5 of the Letters and Sounds programme for reception, year 1 and learning to blend. Parent guidance videos.

https://www.youtube.com/channel/UCP_FbjYUP_UtldV2K_-niWw

Numberblocks

We use the Numberblocks to support our teaching of Maths Mastery. Check out the website for clips to help support your child's maths development.

<https://www.bbc.co.uk/cbeebies/shows/numberblocks>

World Book Online

World Book online have just made their fabulous collection of over 3,000 e-books and audiobooks available for free for children to access at home. They have books suitable for all ages. Click on the following link to access them.

<https://worldbook.kitaboo.com/reader/worldbook/index.html?usertoken=Mjk5MzQ6MTpJUjA5MjAxNjoyOmNsaWVudDE2OTc6MTY5NzoyMjE2Mjg4OjE6MTU4NDM4MDExMzA2Mjp1cw%3D%3D>

Read Works.org

Read Works offers access to 3000+ comprehension for all age groups. Just sign up for a free account to access fantastic texts.

<https://www.readworks.org/>

Beanstalk

Beanstalk website is packed with lots of interactive materials for children aged 1 to 6. They are offering free access to all families during the COVID-19 pandemic.

<https://beanstalk.co/>

Education Quizzes

A series of short quizzes for children to complete related to the National Curriculum subjects. Just select KS1 for Reception, Year 1 & Year 2 and select KS2 for Years 3-6.

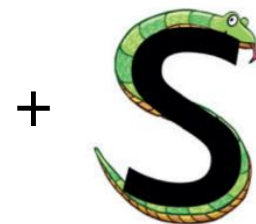
<https://www.educationquizzes.com/ks1/>

Top Marks

A range of activities here but especially good interactive activities for maths.

<https://www.topmarks.co.uk/>

Recap – z, ch, qu, plural s



Phonics

In phonics this week we are learning about the phonemes sh, th, ng, nk. We have been looking for objects starting with these phonemes and practising how to correctly form each grapheme. The following link will help ensure your child is using the correct pronunciation:



Use the flashcards below to practise recognising these phonemes.

sh shell 	sh Share the shells. (not written on cards)	sh-e-ll sh-o-p f-i-sh	Show me your teeth and push the air out shshshsh
th thumb 	th Thumbs up, we're having fun. (not written on cards)	th-i-s th-u-d m-o-th	Voiced: Tongue on your teeth, teeth almost closed to make a 'buzzing' th Unvoiced: Tongue on your teeth; push the air out th
ng ring 	ng Bling on a ring. (not written on cards)	r-i-ng th-i-ng w-i-ng	Open your mouth a bit and then use your tongue at the back of your mouth to say ng ng ng
nk pink 	nk I think I am pink. (not written on cards)	p-i-nk w-i-nk s-i-nk	Open your mouth a bit and then use your tongue at the back of your mouth to say ngk ngk ngk

sh phoneme

What are these?

Where does the 'sh' come in the word?



Can you find any other 'sh' phonemes words around the houses?

th phoneme

What are these?

Where does the 'th' come in the word?



Can you find any other 'th' phonemes words around the houses?

ng plural

What are these?

Where does the 'ng' come in the word?



Can you find any other 'ng' words around the houses?

nk phoneme

What are these?

Where does the 'nk' come in the word?




Can you find any other 'ch' phonemes words around the houses?

Hide s, a ,t p, l, n, m, d, g, o, c, k, ck, e, u, and r, h, b, l, f, ll, ss, ff, j, v, w, x, y, z, ch, qu around the house and see if you can find them and read the phoneme to your family or friends.

s snake 	l iguana 	g goat 	ck sock 	h helicopter 	z zebra 	v volcano 
a astronaut 	n net 	o octopus 	e elephant 	b bear 	qu queen 	w wave 
t tiger 	m mouse 	c cat 	u umbrella 	f flamingo 	j jellyfish 	x box 
p penguin 	d duck 	k kite 	r rainbow 	l lollipop 	ch cherries 	y yoyo 

sh shell 
th thumb 
ng ring 
nk pink 

This week's Book



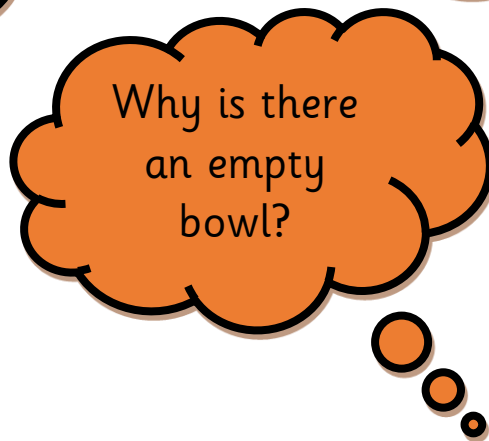
<https://www.youtube.com/watch?v=W52tjlaa3xk>

We need your help to solve the crime!!

CRIME SCENE DO NOT CROSS



Using the crime scene images, could you discuss with an adult what you think has happened?



Get your adult to write down your ideas and questions you may have below...

A large, empty yellow rounded rectangle with a thick yellow border, intended for writing down ideas and questions.

Have a go at completing the Crime Scene Report!

Crime Scene Report



Suspect:

Date:

Location:

Crime:

Can you make your own Goldilocks? Please tweet them.



Can you sequence the pictures and match the sentence to the correct picture?
Get your adult to read the sentence to you or have a go at reading some of the words with your phonics knowledge.



They went up to the top.

"She has my ted!"



He was cross.

It was a big mess.

We need to help Goldilocks this week by finding her the best material to make a new bed for her.

Do you think you could help?

In the files section on Teams, there is a PowerPoint all about materials. Could you look through it with an adult at home?

Afterwards, can you collect and sort materials from around your home into soft and hard.



Can you sound button and read these words?

quack	chip
fish	bang
quick	rain
thin	bath
chain	ship

Foundation PE (Reception) - Ball Skills

Home Learning Challenge Sheet

At school we are learning to use balls in a range of ways. Please help me at home. The following activities will help me to develop ball skills.

Activities to Support Learning

Throw, Catch, Bounce, Catch

Throw a ball in the air and catch it, then bounce it on the floor and catch it again. How many times can you do this before losing control?

Under or Over

Create a bridge which you can roll a ball under and throw a ball over – you could use a small table, a chair or some old boxes. Find a friend to play with you. Each stand either side of the bridge and shout 'Over' or 'Under.' If you shout 'Over' you should throw the ball over the bridge and your friend should try to catch it. If you shout 'Under' you should roll it under the bridge. Can you catch your friend out?

Obstacle Course

Use a range of different objects to create a course which you can move a ball round. You could use things such as pillows, boxes or chairs. Using a ball, set a friend different challenges e.g. 'Can you get the ball round the course using only your feet?' What challenge will they set you?

Stop That Ball

Ask a friend to throw, kick, roll or bounce a soft ball at you. Can you stop their ball? Think of all the different ways you can stop that ball.

How to Use a Ball in Different Ways:

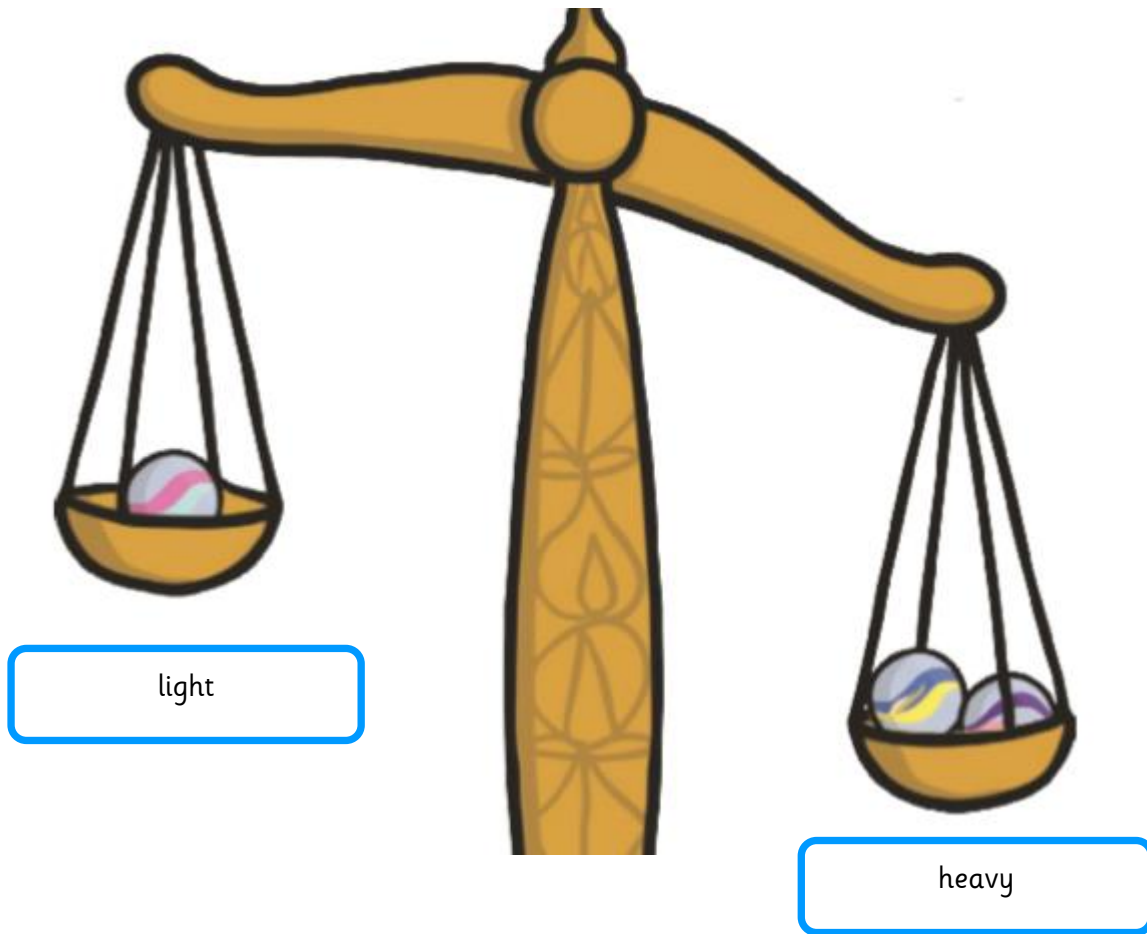
1. Can you practise kicking a ball?
2. Can you practise rolling a ball?
3. Can you practise throwing a ball?
4. Can you practise catching a ball?
5. Can you practise bouncing a ball?

You could take a photo or draw a picture of you practising the different activities to show us at school. You could tell us about how you have improved your ball skills!



Maths – Weight

Looking at the vocabulary heavy and light and measure objects using scales and touch to see which is heavy and which is light.



Can you make a list of what you weight with an adult and say whether it's heavy or light?
Tick whether it was heavy or light.

Objects	Heavy	Light

