



HILL WEST *Primary*

FOUR OAKS

Home Learning Pack

Year 1 Week 10



Home Learning Links

Oak National Academy

Oak National Academy is an online classroom and resource hub. It provides high-quality video lessons and resources to support teachers, parents and pupils.

www.thenational.academy

BBC Bitesize

With BBC Bitesize it is easy to keep learning at home. You can access regular daily lessons in English, maths and other core subjects.

<https://www.bbc.co.uk/bitesize>

Phonics English Hubs

Online phonics lessons for the Letters and Sounds phonics programme.

<https://www.wandleenglishhub.org.uk/lettersandsounds>

World Book Online

World Book online have just made their fabulous collection of over 3,000 e-books and audiobooks available for free for children to access at home. They have books suitable for all ages. Click on the following link to access them.

<https://worldbook.kitaboo.com/reader/worldbook/index.html?usertoken=Mjk5MzQ6MTpJUjA5MjAxNjoyOmNsaWVudDE2OTc6MTY5NzoyMjE2Mjg4OjE6MTU4NDM4MDExMzA2Mjp1cw%3D%3D>

Read Works.org

Read Works offers access to 3000+ comprehension for all age groups. Just sign up for a free account to access fantastic texts.

<https://www.readworks.org/>

Beanstalk

Beanstalk website is packed with lots of interactive materials for children aged 1 to 6. They are offering free access to all families during the COVID-19 pandemic.

<https://beanstalk.co/>

Tutortastic

An online platform with tutorials and videos for home learning.

<https://www.tutortastic.co.uk/blog/homelearning>

Education Quizzes

A series of short quizzes for children to complete related to the National Curriculum subjects. Just select KS1 for Reception, Year 1 & Year 2 and select KS2 for Years 3-6.

<https://www.educationquizzes.com/ks1/>

Top Marks

A range of activities here but especially good interactive activities for maths.

<https://www.topmarks.co.uk/>

Classroom Secrets

Classroom Secrets Kids is offering free access to everyone until the end of April 2020. The platform is aimed at primary aged children and covers subjects such as maths, reading, grammar and spelling. The platform is really child-friendly so that they're able to access it on their own. There are a load of games and interactive activities from phonics to SATs
<https://kids.classroomsecrets.co.uk/>

National Geographic

National Geographic is a great platform for learning and it's totally free. There are online games, resources and competitions, too.

<https://www.natgeokids.com/uk/teacher-category/primary-resources/>

Reading Eggs

Please spend a little time each week learning the spellings for this half term.

Y1 Half term 1	Y1 Half term 2	Y1 Half Term 3	Y1 Half Term 4	Y1 Half Term 5	Y1 Half Term 6
a	they	be	by	once	friend
the	are	he	my	one	school
do	is	she	here	push	today
to	his	me	there	pull	house
of	has	we	where	full	were
said	I	no	love	our	was
says	you	go	come	ask	with
put	your	so	some	like	could

Phonics – Please practise reading our new words this week

Little Wandle Year 1

Autumn 2

Week 4

<i>/ee/ e_e these</i>	<i>/ee/ ie shield</i>	<i>/or/ aw claw</i>	<i>/oo/ /yoo/ ew chew new</i>
these	shield	straw	few
even	field	draw	new
athlete	brownie	claw	stew
complete	shriek	paw	grew
	bodies	crawl	blew
	belief	squawk	chew

English

Monday 15th November

L.O. To create my own alien character



English –

Monday 15th November

L.O. To create my own alien character



Name- _____

Colour- _____

Body- _____

Home- _____

Food- _____

English-

Match the sentences up that use the conjunction 'and'.

Wednesday 17th November

L.O. To use the conjunction 'and'

The alien has long arms and

she likes to eat cold slime.

His horn is red and

the alien has 5 big eyes.

Her fur is yellow and

he sleeps in a spotty bed.

English-

Thursday 18th November

L.O. To construct my own sentences correctly.

Fill in the gaps in the sentences below.

1. The _____ alien has _____ arms and

_____ fur.

2. His fur is _____ and he likes to eat

_____ worms.

3. The alien has _____ feet and

_____ hair.

Red

cold

Yellow

sticky

Green

spotty

Big

long

Small

short

Maths-

Monday 15th November

L/O: Find 2 more/less than any number up to 20, recording the hops on a beaded line.

$6 + 2 = \square$



$9 + 2 = \square$



$7 + 2 = \square$



$5 - 2 = \square$



$3 - 2 = \square$



Maths-

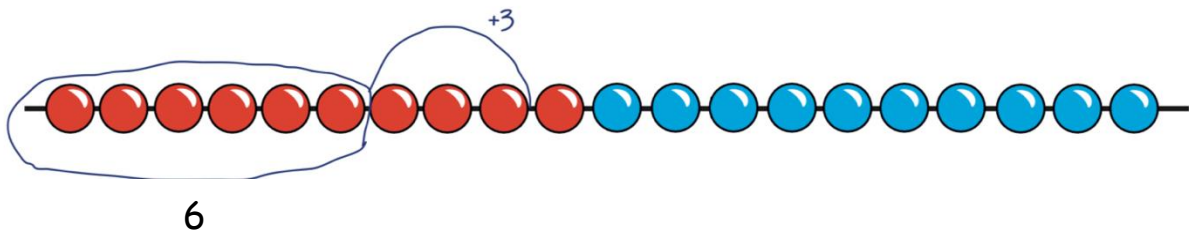
Tuesday 16th November

L/O: Add 2, 3 or 4 by counting on.

Can you draw the hops on the beaded lines to show the number sentence?

Example:

$$6 + 3 = 9$$



1. $4 + 3 = 7$



2. $6 + 4 = 10$



3. $5 + 3 = 8$



4. $11 + 2 = 13$

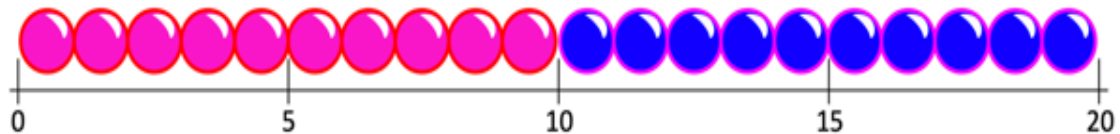


Maths-

Wednesday 17th November

L/O: Realise that addition can be done in any order

Work out the answers to the sums. Then colour the sums that have the same answer with the same colour! Remember to use your beads to help you add!



$$15 + 2 =$$

$$3 + 9 =$$

$$2 + 13 =$$

$$2 + 15 =$$

$$9 + 3 =$$

$$8 + 3$$

$$3 + 8$$

$$13 + 2 =$$

Maths-

Thursday 18th November

L/O: To partition 10 into pairs and write number sentences.

Colour each snake in two colours to match the sums above it. Remember to think about your number bonds to 10!

$$1 + 9 = 10$$



$$2 + 8 = 10$$



$$3 + 7 = 10$$



$$4 + 6 = 10$$



$$5 + 5 = 10$$



Challenge! Have a go at writing your own number bond to 10 and colouring the snake to match!

—



Maths-

Friday 19th November

L/O: To know number bonds to 10 and write addition sentences

Draw a line joining the balloons that make a number bond to 10. The first one has been done for you!



Can you write the number sentences that make 10 below?

$$2 + 8 = 10$$

$$+ \quad = 10$$

$$+ \quad = 10$$

$$+ \quad = 10$$

$$+ \quad = 10$$

$$+ \quad = 10$$

Geography-

Today we are going to create our own continents song/chant to remember all 7 continents.

To help us we could use the songs we have just watched or copy a tune from a song we know and add the continents.

E.g. continents in the tune of Twinkle Twinkle Little Star



These are the links to the songs we have looked at-

<https://www.youtube.com/watch?v=K6DSMZ8b3LE>

<https://www.youtube.com/watch?v=kNGJfg45QRI&t=110s>

History-

This week we are continuing to learn about the Wright Brothers. We would like you to make your own fact file about these brothers. Here is some information about them that you can use to help you.

<https://www.youtube.com/watch?v=w1zDmllGDWk&t=10s>

Wednesday 17th November

L.O. To learn key facts about the Wright Brothers.



1. _____

2. _____

3. _____

PDW- This week the children are focusing on reading people's facial expressions.

Wednesday 17th November

L.O. To understand how people feel through looking at their facial expressions.







DT- As part of our science topic we have learning about habitats and how to group different animals. The children have designed their own pet alien and need to design and create their own habitat for them to live in.



L.O: To Identify, describe, compare, and name a variety of common animals including fish, amphibians, reptiles, birds and mammals.

Animal Categories

You will need:

- 5 large sheets of paper, pinned to the wall of the classroom.
- Copies of the animal cards.

Write the features of reptiles, amphibians, birds, mammals and invertebrates on the sheets of paper, a bit like this:

Amphibian

- cold blooded
- no feathers
- no fur
- sticky skin
- can breathe in water

Invertebrate

- cold blooded
- no feathers
- no fur
- no backbone

Mammal

- warm blooded
- no feathers
- sometimes fur
- gives babies milk

















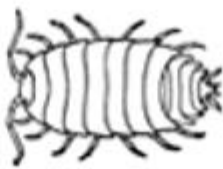
Reptile

- cold blooded
- no feathers
- no fur
- scales
- dry skin
- Almost all lay eggs

Bird

- warm blooded
- feathers
- no fur
- lays eggs

Sort the animals into the groups above.

Crocodile 	Bearded dragon 	Snake 
Tortoise 	Chameleon 	Parrot 
Chicken 	Owl 	Flamingo 
Frog 	Newt 	Toad 
Sea turtle 	Dog 	Rabbit 
Dolphin 	Woodlouse 	Tarantula 