



# HILL WEST *Primary*

FOUR OAKS

## Home Learning Pack

Year 1

Autumn Term; Week 11



## Home Learning Links

### Oak National Academy

Oak National Academy is an online classroom and resource hub. It provides high-quality video lessons and resources to support teachers, parents and pupils.

[www.thenational.academy](http://www.thenational.academy)

### BBC Bitesize

With BBC Bitesize it is easy to keep learning at home. You can access regular daily lessons in English, maths and other core subjects.

<https://www.bbc.co.uk/bitesize>

### Phonics English Hubs

Online phonics lessons for the Letters and Sounds phonics programme.

<https://www.wandleenglishhub.org.uk/lettersandsounds>

### World Book Online

World Book online have just made their fabulous collection of over 3,000 e-books and audiobooks available for free for children to access at home. They have books suitable for all ages. Click on the following link to access them.

<https://worldbook.kitaboo.com/reader/worldbook/index.html?usertoken=Mjk5MzQ6MTpJUjA5MjAxNjoyOmNsaWVudDE2OTc6MTY5NzoyMjE2Mjg4OjE6MTU4NDM4MDExMzA2Mjp1cw%3D%3D>

### Read Works.org

Read Works offers access to 3000+ comprehension for all age groups. Just sign up for a free account to access fantastic texts.

<https://www.readworks.org/>

### Beanstalk

Beanstalk website is packed with lots of interactive materials for children aged 1 to 6. They are offering free access to all families during the COVID-19 pandemic.

<https://beanstalk.co/>

### Tutortastic

An online platform with tutorials and videos for home learning.

<https://www.tutortastic.co.uk/blog/homelearning>

### Education Quizzes

A series of short quizzes for children to complete related to the National Curriculum subjects. Just select KS1 for Reception, Year 1 & Year 2 and select KS2 for Years 3-6.

<https://www.educationquizzes.com/ks1/>

### Top Marks

A range of activities here but especially good interactive activities for maths.

<https://www.topmarks.co.uk/>

### Classroom Secrets

Classroom Secrets Kids is offering free access to everyone until the end of April 2020. The platform is aimed at primary aged children and covers subjects such as maths, reading, grammar and spelling. The platform is really child-friendly so that they're able to access it on their own. There are a load of games and interactive activities from phonics to SATs  
<https://kids.classroomsecrets.co.uk/>

### National Geographic

National Geographic is a great platform for learning and it's totally free. There are online games, resources and competitions, too.

<https://www.natgeokids.com/uk/teacher-category/primary-resources/>

### Reading Eggs

Please spend a little time each week learning the spellings for this half term.

Y1 Half term 1	Y1 Half term 2	Y1 Half Term 3	Y1 Half Term 4	Y1 Half Term 5	Y1 Half Term 6
a	they	be	by	once	friend
the	are	he	my	one	school
do	is	she	here	push	today
to	his	me	there	pull	house
of	has	we	where	full	were
said	I	no	love	our	was
says	you	go	come	ask	with
put	your	so	some	like	could

Phonics – These are the phonemes and words we will be learning to read today.

Little Wandle Year 1		Autumn 2	Week 4
/ee/	/ee/	/or/	/ool/ /yool/
<b>e_e</b> <i>these</i>	<b>ie</b> <i>shield</i>	<b>aw</b> <i>claw</i>	<b>ew</b> <i>chew new</i>
these	shield	straw	few
even	field	draw	new
athlete	brownie	claw	stew
complete	shriek	paw	grew
	bodies	crawl	blew
	belief	squawk	chew

English –

Monday 22<sup>nd</sup> November

L/O: To write a question.

My question for the penguin is:



---

---

---

---

English –

Tuesday 23<sup>rd</sup> November

L/O: To independently use picture clues to help describe what is happening in the story.

What do you think is happening in these pictures?



---

---

---

---



---


---

---

---

English- write words around the penguin describing how he is feeling using the pictures.

The penguin feels:



The Penguin feels:




English – infer how the penguin is feeling by using the text.

Wednesday 24<sup>th</sup> November/Thursday 25<sup>th</sup> November

L/O: To develop my inference skills.

**The penguin looked sad and the boy thought it must be lost.**

How is our penguin feeling?



---

---

---



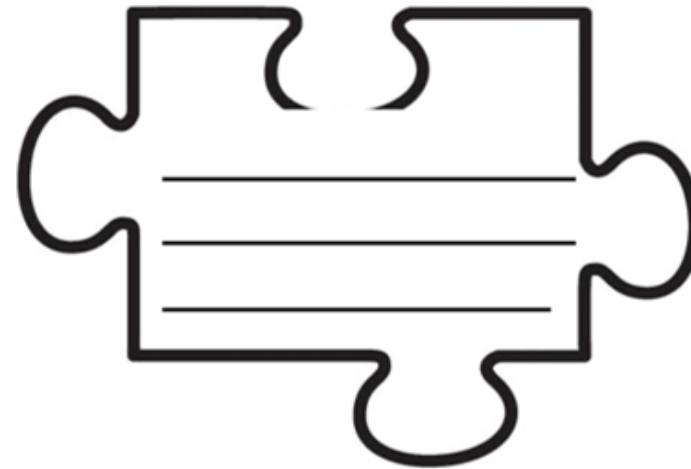
Engl Friday 26<sup>th</sup> November

L/O: To start to identify the VIP words within a sentence in order to ensure I have understood key ideas in a text.

The boy was delighted, but the penguin said nothing.  
Suddenly it looked sad again as the boy helped it out  
of the boat.



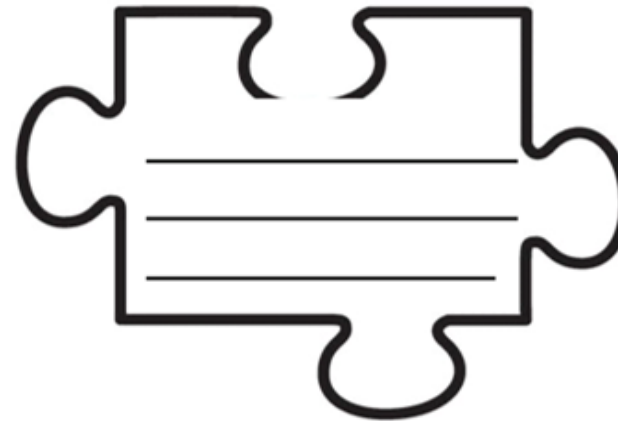
The VIP words in this sentence are:



He asked some birds if they knew where the penguin  
came from. But they ignored him. Some birds are like  
that.



The VIP words in this sentence are:



Number bonds to 10

Sheet 1

Look at the dots on the first dice and work out how many more would have to be added to make 10. Draw this many dots on the blank dice.



1.



2.



3.



4.



5.



6.



7.



8.



9.



10.



## Number bonds to 10

### Sheet 1

Fill in the answers to the number bond questions.

- |              |               |
|--------------|---------------|
| 1. $4 + 6 =$ | 6. $8 + 2 =$  |
| 2. $5 + 5 =$ | 7. $1 + 9 =$  |
| 3. $3 + 7 =$ | 8. $6 + 4 =$  |
| 4. $2 + 8 =$ | 9. $10 + 0 =$ |
| 5. $9 + 1 =$ | 10. $7 + 3 =$ |

Now use your number bonds to help work out these missing addition sentences.

- |                        |                        |
|------------------------|------------------------|
| 11. $3 + \square = 10$ | 16. $1 + \square = 10$ |
| 12. $8 + \square = 10$ | 17. $2 + \square = 10$ |
| 13. $6 + \square = 10$ | 18. $4 + \square = 10$ |
| 14. $9 + \square = 10$ | 19. $7 + \square = 10$ |
| 15. $5 + \square = 10$ | 20. $0 + \square = 10$ |

Now use your number bonds to help work out these subtraction sentences.

- |                |                 |
|----------------|-----------------|
| 21. $10 - 7 =$ | 26. $10 - 6 =$  |
| 22. $10 - 9 =$ | 27. $10 - 5 =$  |
| 23. $10 - 2 =$ | 28. $10 - 1 =$  |
| 24. $10 - 4 =$ | 29. $10 - 8 =$  |
| 25. $10 - 3 =$ | 30. $10 - 10 =$ |

## Missing numbers Sheet 2

Fill in the missing numbers, then use a 100 square to check if you were right.

20, 21, 22, 23, , 25, 26, , 28, 29, 30

50, 51, 52, , 54, 55, 56, 57, , 59, 60

30, 31, , 33, 34, , 36, 37, 38, 39, 40

43, 44, 45, , 47, 48, 49, , 51, 52, 53

### Challenge

Say the number 2 more than the number 2 less than 33. What do you notice? Say the number 4 less than the number 4 more than 44.

What is the number 2 less than 2 less than 2 less than 66?

## One more, one less

### Sheet 1

Write the numbers that are one less and one more either side.

#### Part A

<input type="text"/>	23	<input type="text"/>
<input type="text"/>	45	<input type="text"/>
<input type="text"/>	26	<input type="text"/>
<input type="text"/>	34	<input type="text"/>
<input type="text"/>	21	<input type="text"/>
<input type="text"/>	38	<input type="text"/>

#### Part B

<input type="text"/>	29	<input type="text"/>
<input type="text"/>	40	<input type="text"/>
<input type="text"/>	51	<input type="text"/>
<input type="text"/>	60	<input type="text"/>
<input type="text"/>	20	<input type="text"/>
<input type="text"/>	99	<input type="text"/>

#### Part C

Can you find out what these numbers are by the clues given?

1. It is before 89 and after 87. What's my number? .....
2. It is before 65 and after 63. What's my number? .....
3. It is before 31 and after 29. What's my number? .....
4. It is before 22 and after 20. What's my number? .....
5. It is before 80 and after 78. What's my number? .....
6. It is before 53 and after 51. What's my number? .....

*Challenge*

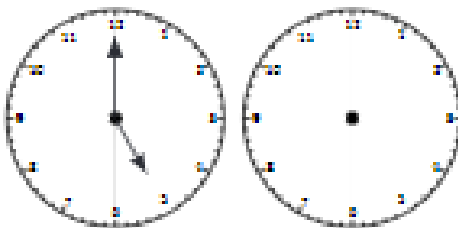
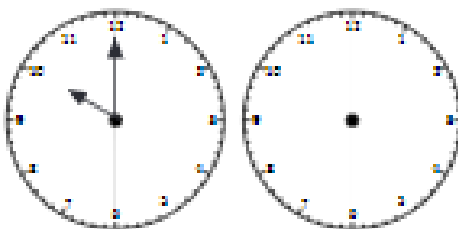
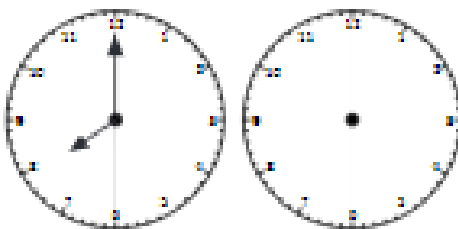
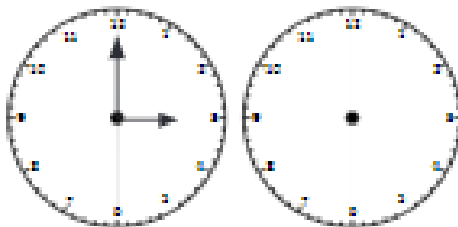
# What's the time Mr Wolf?

## Sheet 2

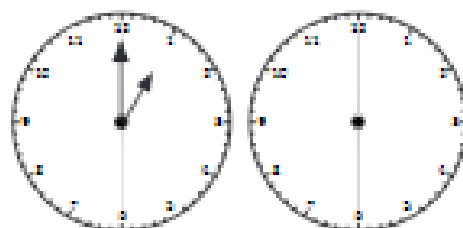
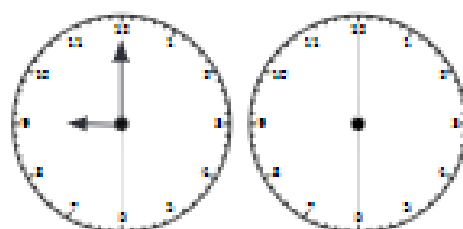
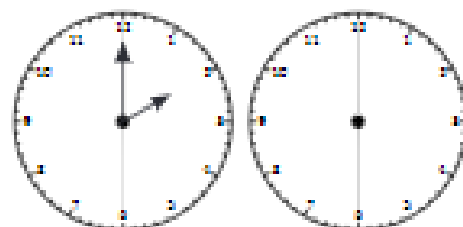
Mr Wolf has these times showing on his clock.  
He needs to show the time 1 hour later and 1  
hour earlier.  
Help him do this!



These clocks need to show the time 1 hour  
later.

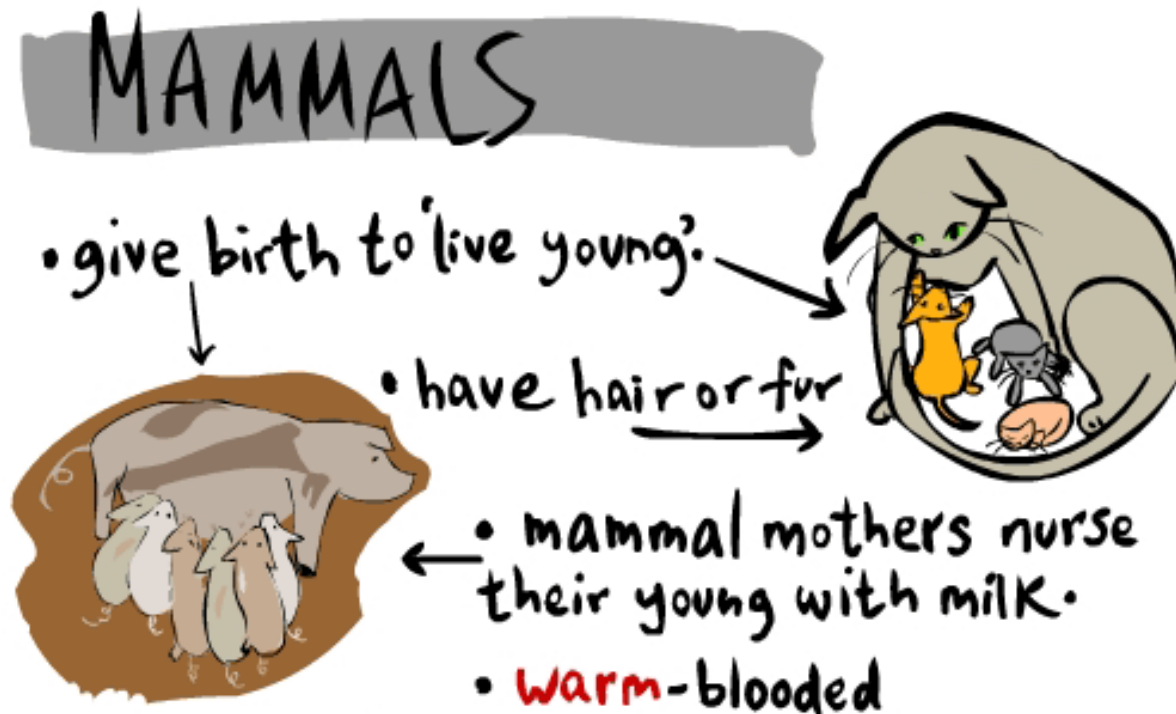


These clocks need to show the time 1 hour  
earlier.



Science-

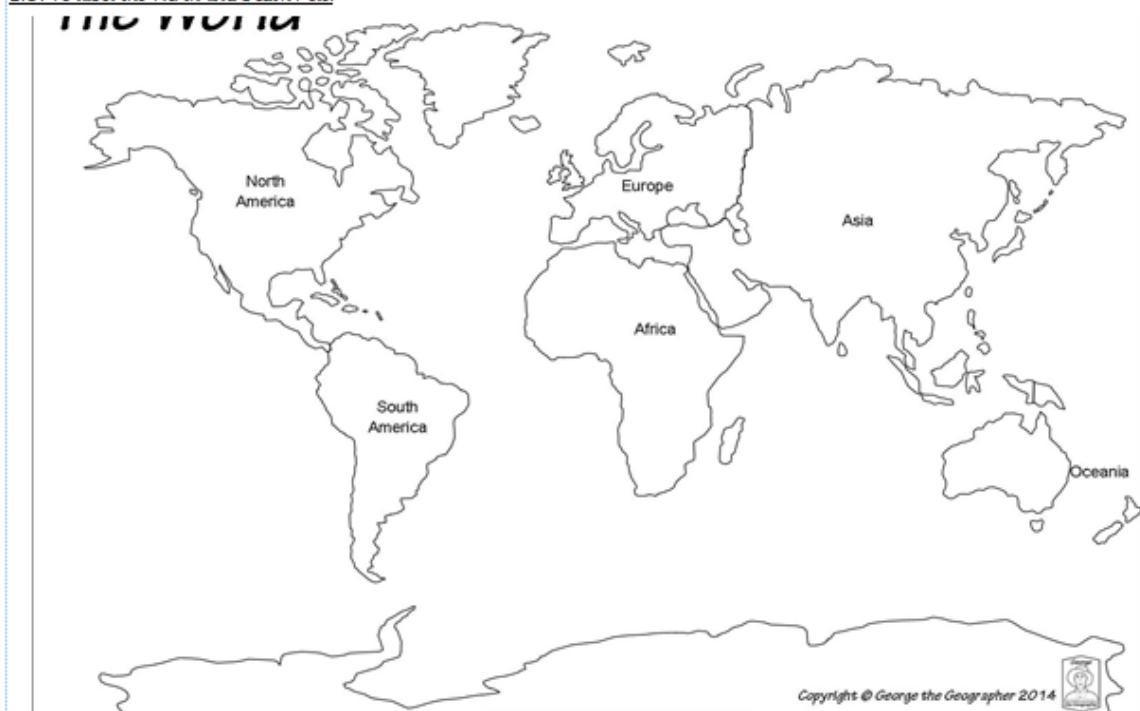
We have been looking at grouping animals into reptiles, birds, mammals, amphibians, invertebrates and fish. This week we are focusing on mammals, and we would like you to create your own poster all about mammals and their features.



Geography- Label the North and South Pole.


Tuesday 23rd November

L.O. To label the North and South Pole.




History- We have been learning about the Wright Brothers and their first flight. After watching this video with some extra information about this event we would like you to write some of your own facts about the events of this day.

<https://www.youtube.com/watch?v=w1zDmlIGDWk>



PDW- moving on from last week, we are continuing to look at recognising facial expressions. We want you to practice the following emotions and look at your face a mirror. Try to focus on what your eyes and mouth look like.

Worried, Angry, Jealous, Afraid, Excited and Confused.





Art- This week we are revising the primary and secondary colours. Using this knowledge we would like you to create your own snowy arctic scene.

Here are some examples to help give you some ideas.

