



# HILL WEST *Primary*

FOUR OAKS

## Home Learning Pack

Reception

Autumn Term Week 13



## **Home Learning Links**

### **Oxford Owl**

For a limited time, the Oxford reading scheme books we use to support your child's reading in school and at home are providing free access to selected books. All you need to do is click on the link below and register an email to get reading.

<https://home.oxfordowl.co.uk/books/free-ebooks/>

### **Phonics Play**

This is a great resource that we use in school to support the teaching of phonics. They have a range of games for the children to complete where they will be applying their phonic knowledge. Currently they are providing free access using the following username and password.

Username: march20

Password: home

<https://new.phonicsplay.co.uk/>

### **Oak National Academy**

This website has been created by 40 teachers from some of the leading schools across England, backed by government grant funding. Here you can access all of our lessons. Either you can follow a set plan of lessons across a range of subjects, or you can access particular lessons in certain subjects.

<https://www.thenational.academy/online-classroom/reception#schedule>

### **Teach your monster to read**

Create a monster and take it on an adventure through a magical world. Travel to exciting places, meet fun characters, play games and win prizes as your monster learns the first steps of reading. Minigames help children to develop speed and accuracy of letter recognition. Lots of blending, segmenting and tricky words. Read for purpose with magical little books. A great way to help your children with reading at home.

The website is free.

<https://www.teachyourmonstertoread.com/>

### **White rose maths**

The White Rose Maths Team has prepared a series of five maths lessons for each year group. They add five more each week for the next few weeks. Every lesson comes with a short video showing you clearly and simply how to help your child to complete the activity successfully.

<https://whiterosemaths.com/homelearning/early-years/>

### **Letters and Sounds**

Filmed phonics lessons that follow phases 2 to 5 of the Letters and Sounds programme for reception, year 1 and learning to blend. Parent guidance videos.

[https://www.youtube.com/channel/UCP\\_FbjYUP\\_UtldV2K\\_-niWw](https://www.youtube.com/channel/UCP_FbjYUP_UtldV2K_-niWw)

### **Numberblocks**

We use the Numberblocks to support our teaching of Maths Mastery. Check out the website for clips to help support your child's maths development.

<https://www.bbc.co.uk/cbeebies/shows/numberblocks>

### **World Book Online**

World Book online have just made their fabulous collection of over 3,000 e-books and audiobooks available for free for children to access at home. They have books suitable for all ages. Click on the following link to access them.

<https://worldbook.kitaboo.com/reader/worldbook/index.html?usertoken=Mjk5MzQ6MTpJUjA5MjAxNjoyOmNsaWVudDE2OTc6MTY5NzoyMjE2Mjg4OjE6MTU4NDM4MDEzMzA2Mjp1cw%3D%3D>

### **Read Works.org**

Read Works offers access to 3000+ comprehension for all age groups. Just sign up for a free account to access fantastic texts.

<https://www.readworks.org/>

### **Beanstalk**

Beanstalk website is packed with lots of interactive materials for children aged 1 to 6. They are offering free access to all families during the COVID-19 pandemic.

<https://beanstalk.co/>

### **Education Quizzes**

A series of short quizzes for children to complete related to the National Curriculum subjects. Just select KS1 for Reception, Year 1 & Year 2 and select KS2 for Years 3-6.

<https://www.educationquizzes.com/ks1/>

### **Top Marks**

A range of activities here but especially good interactive activities for maths.

<https://www.topmarks.co.uk/>



Match the picture to the correct word

Oral blending – get an adult to say the sounds and you blend the word together

<https://youtu.be/9Y9KM4Jwer8>



**ch – i – p – s**



**z – i – p – s**



**d – u – ck – s**



**sh – i – p – s**



**p – i – n – s**



**b – a – g – s**















**d – o – g – s**















**r – i – n – g – s**

Practise the formation

	 jellyfish	<p>Pucker your lips and show your teeth use your tongue as you say j j j</p>	<p>All the way down the jellyfish. Dot on its head.</p>
	 volcano	<p>Put your teeth against your bottom lip and make a buzzing vvvv vvvv</p>	<p>Down to the bottom of the volcano, and back up to the top.</p>
	 wave	<p>Pucker your lips and keep them small as you say w w w</p>	<p>From the top of the wave to the bottom, up the wave, down the wave, then up again.</p>
	 box	<p>Mouth open then push the es/x sound through as you close your mouth es es es (x x x)</p>	<p>Start at the top, then across to the bottom of the box. Start at the top, then across to the bottom of the box.</p>
	 yo-yo	<p>Smile, tongue to the top of your mouth, say y without opening your mouth</p>	<p>Down and round the yo-yo, then follow the string round.</p>
	 zebra	<p>Show me your teeth and buzz the z sound zzzzzz zzzzzz</p>	<p>Zip across, zag down and across the zebra.</p>



	 <p>queen</p>	<p>Pucker your mouth, then open it as you say qu qu qu</p>	<p>Round the queen's face, up to her crown, down her robe with a flick at the end.</p> <p>qu Quick, it's the queen!</p>
	 <p>thumb</p>	<p><b>Voiced:</b> Tongue on your teeth, teeth almost closed to make a 'buzzing' th th th <b>Unvoiced:</b> Tongue on your teeth push the air out th th th</p>	<p>th Thumbs up, we're having fun.</p>
	 <p>shells</p>	<p>Show me your teeth and push the air out shshshshsh shshshshsh</p>	<p>sh Share the shells.</p>
	 <p>cherries</p>	<p>Pucker your lips and show your teeth. Use your tongue as you say ch ch ch</p>	<p>ch Chew the cherries, children.</p>
	 <p>ring</p>	<p>Open your mouth a bit and then use your tongue at the back of your mouth to say ng ng ng</p>	<p>ng Bling on a ring.</p>
	 <p>pink panda</p>	<p>Open your mouth a bit and then use your tongue at the back of your mouth to say ngk ngk ngk</p>	<p>nk I think I am pink.</p>



Read the caption and match to the picture.



a pen in a pot



a cat in a bed




a sock in a bin



a dog in a hat

Draw and get your adult to write when you have been kind or try and write a simple sentence.

## When have you been kind?





### Season Sorting

 Spring	 Summer	 Ice cream	 Sunglasses
 Autumn	 Winter	 Pumpkin	 Gloves
		 Duck	 Window
		 Flower	 Leaves

Make labels for each picture.





Pig in \_\_\_\_\_.



It is a \_\_\_\_\_ on the bin.




Cat on the \_\_\_\_\_.







Mop in the \_\_\_\_\_.



Can you name the 2D shapes? Count how many you see?



Adding – what are the signs? + and =



Make these number sentences using a five frame.

$$1 + 3 =$$

--	--	--	--	--

$$2 + 2 =$$

--	--	--	--	--

$$2 + 3 =$$

--	--	--	--	--

$$4 + 1 =$$

--	--	--	--	--



## Craft

### Robin Paper plate



## Hand Robin

