



HILL WEST *Primary*

FOUR OAKS

Home Learning Pack

Reception

Autumn Term Week 14



Home Learning Links

Oxford Owl

For a limited time, the Oxford reading scheme books we use to support your child's reading in school and at home are providing free access to selected books. All you need to do is click on the link below and register an email to get reading.

<https://home.oxfordowl.co.uk/books/free-ebooks/>

Phonics Play

This is a great resource that we use in school to support the teaching of phonics. They have a range of games for the children to complete where they will be applying their phonic knowledge. Currently they are providing free access using the following username and password.

Username: march20

Password: home

<https://new.phonicsplay.co.uk/>

Oak National Academy

This website has been created by 40 teachers from some of the leading schools across England, backed by government grant funding. Here you can access all of our lessons. Either you can follow a set plan of lessons across a range of subjects, or you can access particular lessons in certain subjects.

<https://www.thenational.academy/online-classroom/reception#schedule>

Teach your monster to read

Create a monster and take it on an adventure through a magical world. Travel to exciting places, meet fun characters, play games and win prizes as your monster learns the first steps of reading. Minigames help children to develop speed and accuracy of letter recognition. Lots of blending, segmenting and tricky words. Read for purpose with magical little books. A great way to help your children with reading at home.

The website is free.

<https://www.teachyourmonstertoread.com/>

White rose maths

The White Rose Maths Team has prepared a series of five maths lessons for each year group. They add five more each week for the next few weeks. Every lesson comes with a short video showing you clearly and simply how to help your child to complete the activity successfully.

<https://whiterosemaths.com/homelearning/early-years/>

Letters and Sounds

Filmed phonics lessons that follow phases 2 to 5 of the Letters and Sounds programme for reception, year 1 and learning to blend. Parent guidance videos.

https://www.youtube.com/channel/UCP_FbjYUP_UtIdV2K_-niWw

Numberblocks

We use the Numberblocks to support our teaching of Maths Mastery. Check out the website for clips to help support your child's maths development.

<https://www.bbc.co.uk/cbeebies/shows/numberblocks>

World Book Online

World Book online have just made their fabulous collection of over 3,000 e-books and audiobooks available for free for children to access at home. They have books suitable for all ages. Click on the following link to access them.

<https://worldbook.kitaboo.com/reader/worldbook/index.html?usertoken=Mjk5MzQ6MTpJUjA5MjAxNjoyOmNsaWVudDE2OTc6MTY5NzoyMjE2Mjg4OjE6MTU4NDM4MDExMzA2Mjp1cw%3D%3D>

Read Works.org

Read Works offers access to 3000+ comprehension for all age groups. Just sign up for a free account to access fantastic texts.

<https://www.readworks.org/>

Beanstalk

Beanstalk website is packed with lots of interactive materials for children aged 1 to 6. They are offering free access to all families during the COVID-19 pandemic.

<https://beanstalk.co/>

Education Quizzes

A series of short quizzes for children to complete related to the National Curriculum subjects. Just select KS1 for Reception, Year 1 & Year 2 and select KS2 for Years 3-6.

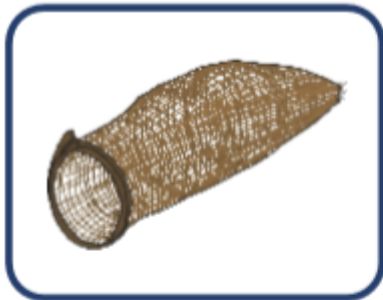
<https://www.educationquizzes.com/ks1/>

Top Marks

A range of activities here but especially good interactive activities for maths.

<https://www.topmarks.co.uk/>

Read the CVC words and circle the one that matches the picture.




ten pet

man net



net pig

hug ten



pig man

pen mat



net man

map hug



mat map













pot hot















dig bin

dog cup

Practise the formation We will be recapping the digraphs and there catch phrases.

	 jellyfish	<p>Pucker your lips and show your teeth use your tongue as you say j j j</p>	<p>All the way down the jellyfish. Dot on its head.</p>
	 volcano	<p>Put your teeth against your bottom lip and make a buzzing vvvv vvvv</p>	<p>Down to the bottom of the volcano, and back up to the top.</p>
	 wave	<p>Pucker your lips and keep them small as you say w w w</p>	<p>From the top of the wave to the bottom, up the wave, down the wave, then up again.</p>
	 box	<p>Mouth open then push the es/x sound through as you close your mouth es es es (x x x)</p>	<p>Start at the top, then across to the bottom of the box. Start at the top, then across to the bottom of the box.</p>
	 yo-yo	<p>Smile, tongue to the top of your mouth, say y without opening your mouth</p>	<p>Down and round the yo-yo, then follow the string round.</p>
	 zebra	<p>Show me your teeth and buzz the z sound zzzzzz zzzzzz</p>	<p>Zip across, zag down and across the zebra.</p>

	 queen	Pucker your mouth, then open it as you say qu qu qu	Round the queen's face, up to her crown, down her robe with a flick at the end. qu Quick, it's the queen!
	 thumb	Voiced: Tongue on your teeth, teeth almost closed to make a 'buzzing' th th th Unvoiced: Tongue on your teeth push the air out th th th	th Thumbs up, we're having fun.
	 shells	Show me your teeth and push the air out shshshshsh shshshshsh	sh Share the shells.
	 cherries	Pucker your lips and show your teeth. Use your tongue as you say ch ch ch	ch Chew the cherries, children.
	 ring	Open your mouth a bit and then use your tongue at the back of your mouth to say ng ng ng	ng Bling on a ring.
	 pink panda	Open your mouth a bit and then use your tongue at the back of your mouth to say ngk ngk ngk	nk I think I am pink.

Read the caption and match to picture.
Can you spot the tricky words.

I had a bell.



The box is big.



Santa had to go.



His hat is red.



He got into bed.

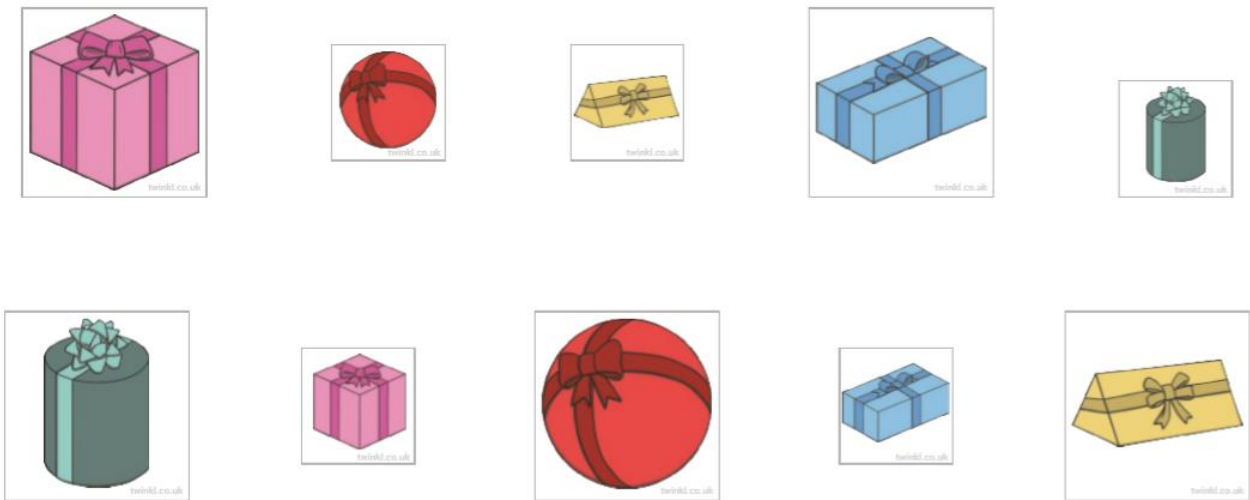


Maths

Sorting Biggest and Smallest, Longest and Shortest.

Big	Small
Long	Short

Big and Small Sorting



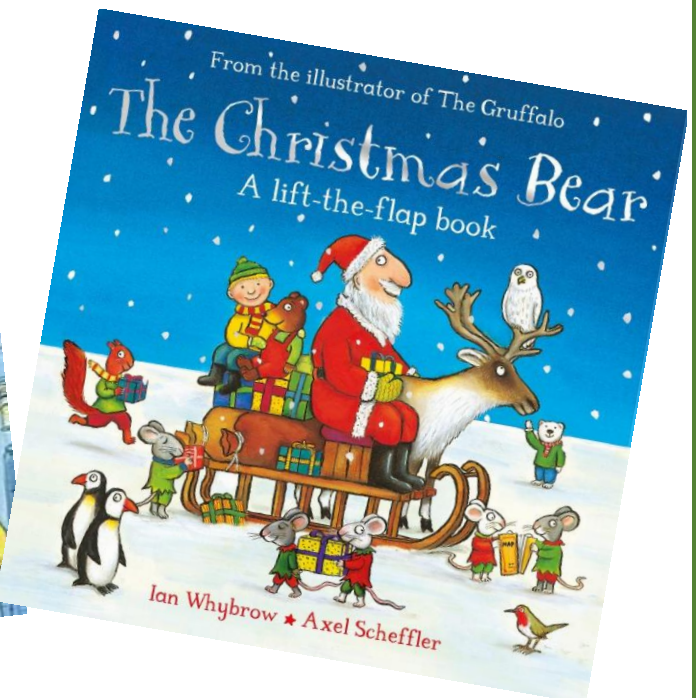
Long and Short





Please continue to access Reading Eggs daily! Have you been having fun on it? You can keep track by colouring in the eggs in your reading diary!

This week our class texts will be:
The Christmas Bear and Paddington and the Christmas Visitor.



We will be learning about the Nativity story.
Watch and listen here.

<https://www.youtube.com/watch?v=FrTFAZPQxpE>

We would love to hear about your Christmas Eve and Christmas Day family traditions.

How I celebrate Christmas...





Christmas is approaching quickly and we are all getting very excited. Lots of people celebrate Christmas in different ways. Here is a unit of work where you will learn about how people celebrate Christmas across the UK.

Could you draw a picture of how you celebrate Christmas?

<https://teachers.thenational.academy/units/christmas-traditions-54fe>

We will be completing various Christmas crafts this week in preparation for the big day! Can you create any of them at home?



What can you see in Santa's workshop?

Create a list below.



What Christmas looks like to me...

Draw a picture of what happens in your house at Christmas.

Cut & stick the items you will leave out for Santa and Rudolph on Christmas Eve! Can you write what they are next to it?

*Santa, I will leave out these things
for you!*



Santa Addition

Yellow

10

Red


6

Brown

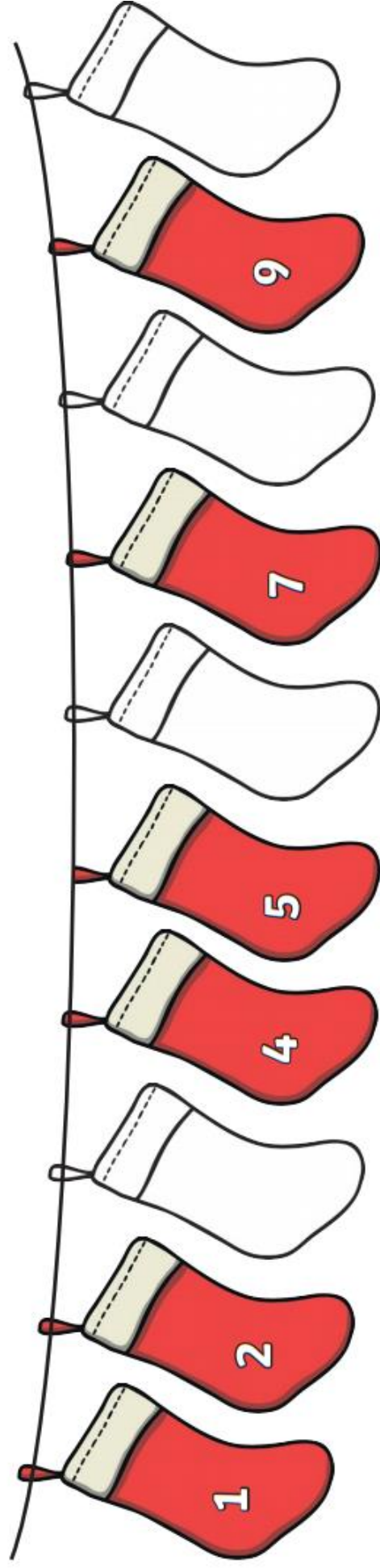
5

Black

3



Which numbers
are missing on the
stockings?



What has
Santa hidden
in this
stocking?



