



HILL WEST *Primary*

FOUR OAKS

Home Learning Pack

Year 1

Autumn Term; Week 13



Home Learning Links

Oak National Academy

Oak National Academy is an online classroom and resource hub. It provides high-quality video lessons and resources to support teachers, parents and pupils.

www.thenational.academy

BBC Bitesize

With BBC Bitesize it is easy to keep learning at home. You can access regular daily lessons in English, maths and other core subjects.

<https://www.bbc.co.uk/bitesize>

Phonics English Hubs

Online phonics lessons for the Letters and Sounds phonics programme.

<https://www.wandleenglishhub.org.uk/lettersandsounds>

World Book Online

World Book online have just made their fabulous collection of over 3,000 e-books and audiobooks available for free for children to access at home. They have books suitable for all ages. Click on the following link to access them.

<https://worldbook.kitaboo.com/reader/worldbook/index.html?usertoken=Mjk5MzQ6MTpJUjA5MjAxNjoyOmNsaWVudDE2OTc6MTY5NzoyMjE2Mjg4OjE6MTU4NDM4MDExMzA2Mjp1cw%3D%3D>

Read Works.org

Read Works offers access to 3000+ comprehension for all age groups. Just sign up for a free account to access fantastic texts.

<https://www.readworks.org/>

Beanstalk

Beanstalk website is packed with lots of interactive materials for children aged 1 to 6. They are offering free access to all families during the COVID-19 pandemic.

<https://beanstalk.co/>

Tutortastic

An online platform with tutorials and videos for home learning.

<https://www.tutortastic.co.uk/blog/homelearning>

Education Quizzes

A series of short quizzes for children to complete related to the National Curriculum subjects. Just select KS1 for Reception, Year 1 & Year 2 and select KS2 for Years 3-6.

<https://www.educationquizzes.com/ks1/>

Top Marks

A range of activities here but especially good interactive activities for maths.

<https://www.topmarks.co.uk/>

Classroom Secrets

Classroom Secrets Kids is offering free access to everyone until the end of April 2020. The platform is aimed at primary aged children and covers subjects such as maths, reading, grammar and

spelling. The platform is really child-friendly so that they're able to access it on their own. There are a load of games and interactive activities from phonics to SATs

<https://kids.classroomsecrets.co.uk/>

National Geographic

National Geographic is a great platform for learning and it's totally free. There are online games, resources and competitions, too.

<https://www.natgeokids.com/uk/teacher-category/primary-resources/>

Reading Eggs

Please spend a little time each week learning the spellings for this half term.

Y1 Half term 1	Y1 Half term 2	Y1 Half Term 3	Y1 Half Term 4	Y1 Half Term 5	Y1 Half Term 6
a	they	be	by	once	friend
the	are	he	my	one	school
do	is	she	here	push	today
to	his	me	there	pull	house
of	has	we	where	full	were
said	I	no	love	our	was
says	you	go	come	ask	with
put	your	so	some	like	could

Phonics – This week we are revisiting the Phase 5 graphemes and tricky words we've learnt so far. Please practise reading the words and tricky words below.

/ur/ ir <i>bird</i>	/igh/ ie <i>pie</i>	/oo/ /yoo/ ue <i>blue rescue</i>	/yoo/ u <i>unicorn</i>
bird	lie	blue	unicorn
skirt	tie	clue	music
girl	pie	true	unit
first	cried	glue	human
shirt	tried	rescue	tuna
third	fried	argue	stupid

/oa/ o <i>go</i>	/igh/ i <i>tiger</i>	/ai/ a <i>paper</i>	/ee/ e <i>he</i>
no	child	paper	me
so	tiger	later	be
go	spider	chasing	she
open	find	basic	being
most	kind	baking	fever
post	wild	acorn	secret

<i>/ai/ a_e shake</i>	<i>/igh/ i_e time</i>	<i>/oa/ o_e home</i>	<i>/oo/ /yoo/ u_e rude cute</i>
made	time	home	cute
same	like	woke	rude
game	ripe	explode	cube
snake	inside	note	tube
amaze	prize	stone	use
time	slide	those	rule

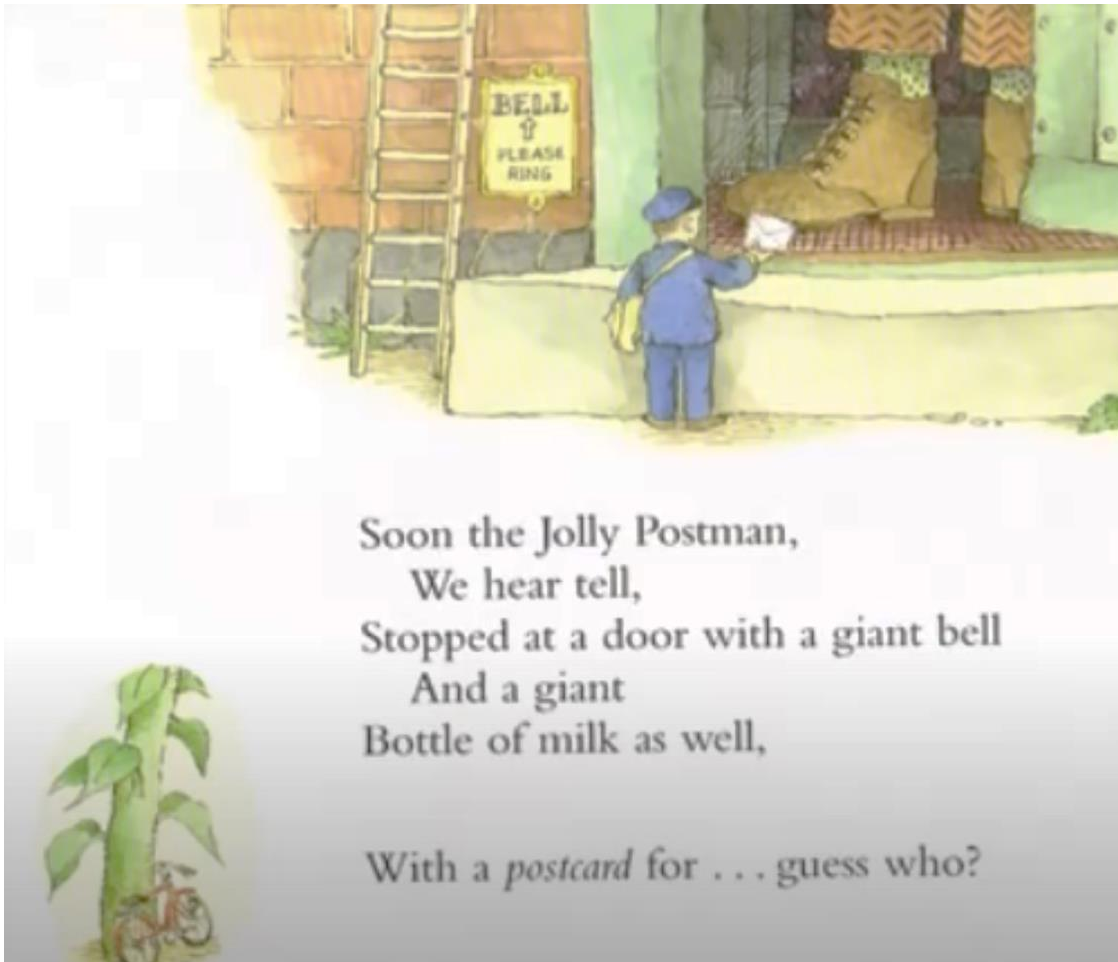
<i>/ee/ e_e these</i>	<i>/ee/ ie shield</i>	<i>/or/ aw claw</i>	<i>/oo/ /yoo/ ew chew new</i>
these	shield	straw	few
even	field	draw	new
athlete	brownie	claw	stew
complete	shriek	paw	grew
	bodies	crawl	blew
	belief	squawk	chew

/igh/	/ai/	/oa/	/ee/	/oo/ /uoo/
ie i igh	ay a a_e	oa o o_e	e ie e_e ea	ew u_e u ue
fried	play	groan	eating	prize
child	stain	floating	each	slide
time	train	home	cream	even
tie	amaze	wake	street	crawl
spider	cake	open	between	brownie
ripe	tray	most	these	cute
frighten	spray	explode	belief	stone
lightening	acorn	roads	bodies	rescue
wild	chasing			blue
				blew

Little Wandle Year 1 Autumn 2 Tricky Words			
their	people	oh	your
Mr	Mrs	Ms	could
would	should	our	house
mouse	water	want	

English – Listen to our key text, 'The Jolly Postman'.

https://www.youtube.com/watch?v=gpeo_0yoD0k Up until 1 minute 54 seconds.



Soon the Jolly Postman,
We hear tell,
Stopped at a door with a giant bell
And a giant
Bottle of milk as well,

With a *postcard* for . . . guess who?

I predict that

English



Off went the Postman,
Toodle-oo!
In his uniform of postal blue
To a gingerbread cottage –
And garage too!

With a letter for the Wicked Witch.



Who is the letter for?

Off went the postman with a letter for the
witch.

The bears	A cat	The witch
-----------	-------	-----------



Once more on his bicycle
The Postman rode
To a beautiful palace, so we've been told,
Where nightingales sang
And a sign said 'SOLD',

With a letter for . . . Cinderella.
(There's a surprise!)



Who is the letter for?

The postman rode with a letter for ...
Cinderella.

A dog	The witch	Cinderella
-------	-----------	------------



Once upon a bicycle,
So they say,
A Jolly Postman came one day
From over the hills
And far away . . .

With a letter for the Three Bears.



Who is the letter for?

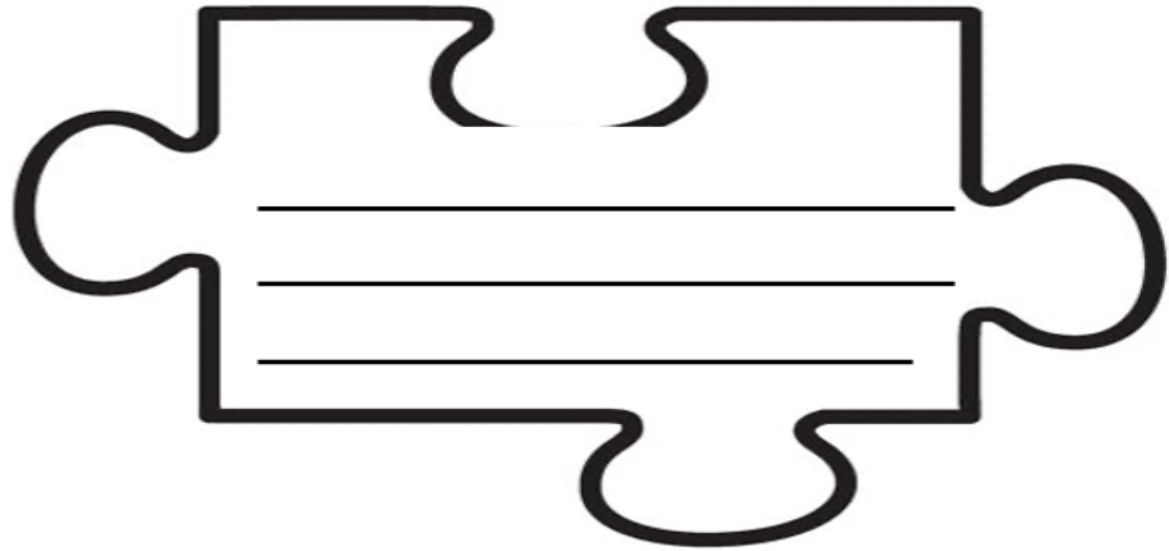
A Jolly Postman came one day with a letter for
the Three Bears.

Cinderella	A giant	The Three Bears
------------	---------	-----------------------

English

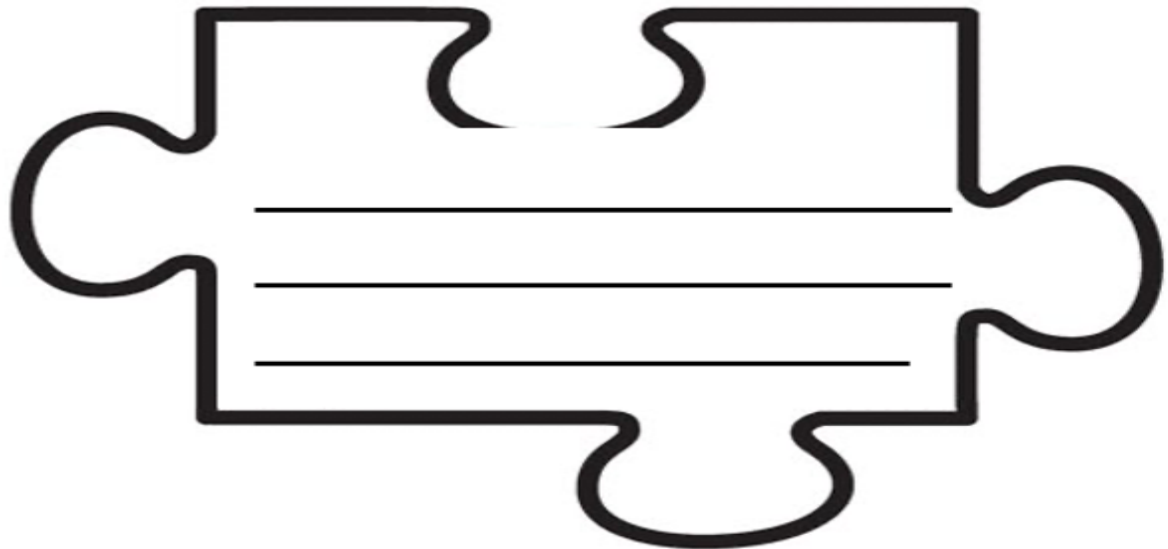
What are the VIP words in this sentence?

The Postman left
his tea. (It was
green!)



What are the VIP words in this sentence?

Stopped at a door
with a giant bell
and a giant bottle
of milk as well





So 'Grandma' read the letter
And poured the tea,
Which the not-so-Jolly Postman
Drank . . . nervously.



How might the Postman be feeling?

Why?

Counting to 100

Counting to 100

1a. Circle the number that comes after 35.

34 36 32



VF


1b. Circle the number that comes before 40.

30 41 39



VF

2a. What is the number shown?



VF

2b. What is the number shown?



VF

3a. Fill in the missing card.

	41	42	43
--	----	----	----



VF

3b. Fill in the missing card.

28	29		31
----	----	--	----



VF

Counting to 100

Counting to 100

5a. Circle the number that comes after 67.

76 65 68



VF

6b. Circle the number that comes before 89.

88 90 80



VF

6a. What is the number shown?



VF

6b. What is the number shown?



VF

7a. Fill in the missing cards.

81			78
----	--	--	----



VF

7b. Fill in the missing cards.


88	89		
----	----	--	--



VF

Maths

1a. True or false?




There are 8 fish in a bowl.
4 more are added.
Now there are 14 fish.



VF

1b. True or false?



There are 7 birds on a fence.
3 more fly down.
Now there are 10 birds.



VF

5a. True or false?

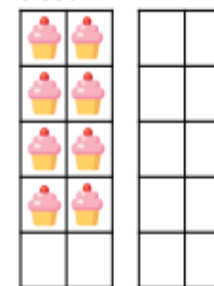


There are 9 fish in a bowl.
6 more are added.
Now there are 13 fish.



VF

5b. True or false?



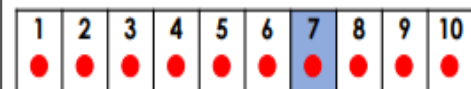
There are 8 buns in a box.
4 more are added.
Now there are 13 buns.



VF

2a. Use the number line to complete the number sentence.

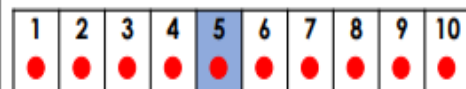
$$7 + 2 = \square$$



VF

2b. Use the number line to complete the number sentence.


$$5 + 3 = \square$$



VF

6a. Use the number line to complete the number sentence.


$$15 + 4 = \square$$



VF


6b. Use the number line to complete the number sentence.

$$13 + 4 = \square$$




VF

3a. Complete the bar model by counting on.




VF

3b. Complete the bar model by counting on.




VF

7a. Complete the bar model by counting on.



VF

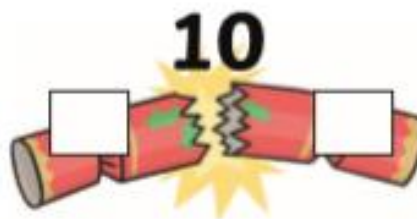
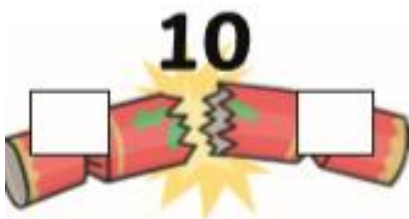
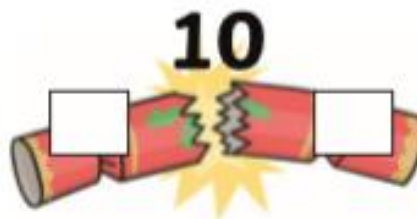

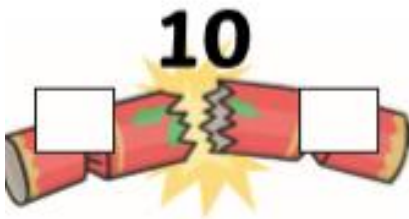
7b. Complete the bar model by counting on.



VF

Christmas Number Bonds to 10


Can you write in two missing numbers to make 10 in different ways?



History – The Wright brothers – Can you make your own paper aeroplane and test how far it can go?



The Wright brothers

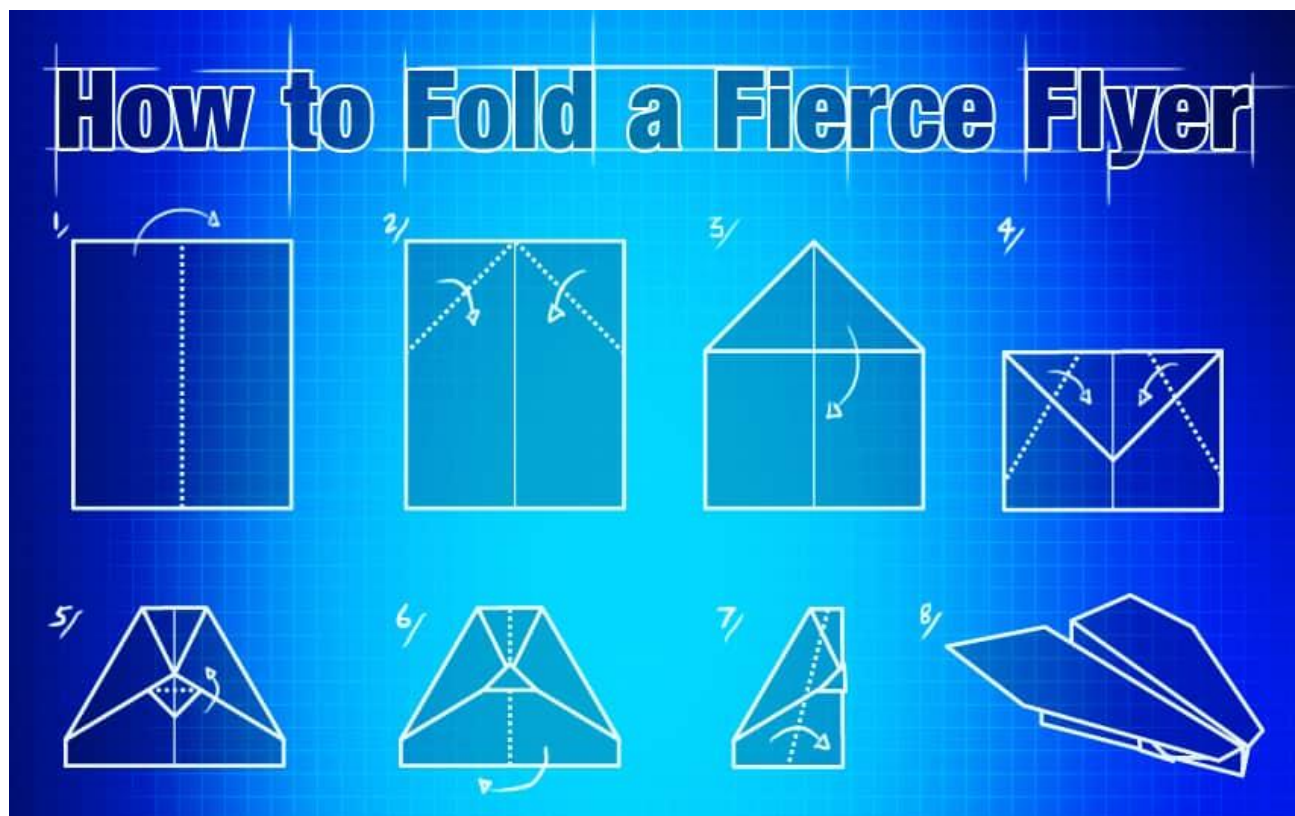


Orville and Wilbur Wright had to experiment with lots of different aeroplane designs before they were successful in making one fly.

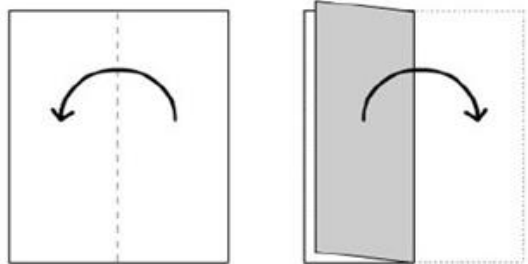
During their experiments they had to do lots of research. What did they know about things that flew well? Birds had two wings and were light, their toy helicopter used spinning propellers to push the air away quickly and make it go up.

They had to do lots of experiments and had lots of failed attempts. Many of their early aeroplane designs crashed! But they didn't give up. They kept revising their design until eventually one flew.

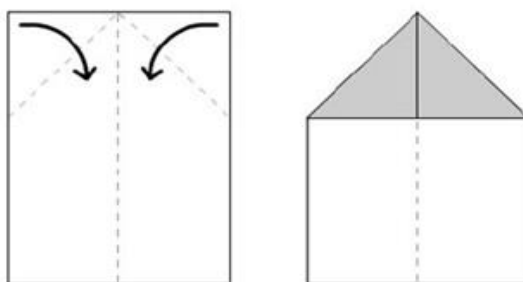
Their first flying aeroplane was a success but they still didn't stop there. They wanted to make their aeroplane fly further and further each time.



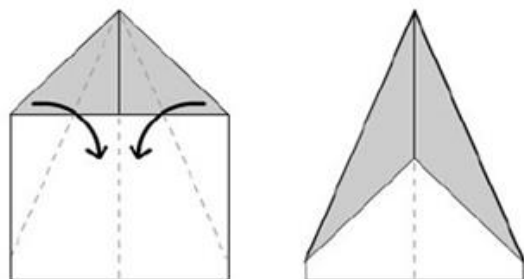
STEP 1: Turn your paper so the printed side is facing down. Fold the paper in half, crease the edge, and unfold.



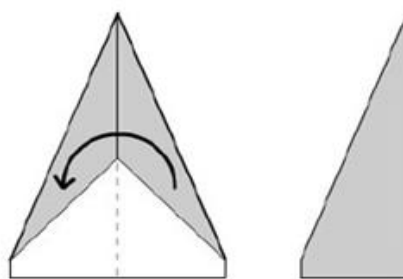
STEP 2: Fold the two upper corners down at a 45-degree angle. Make sure the edges line up with the center crease.



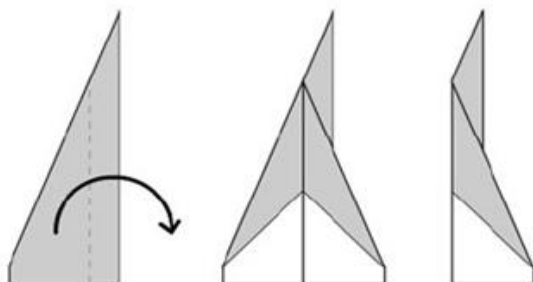
STEP 3: Fold each side again. Make sure the edges line up with the center crease.



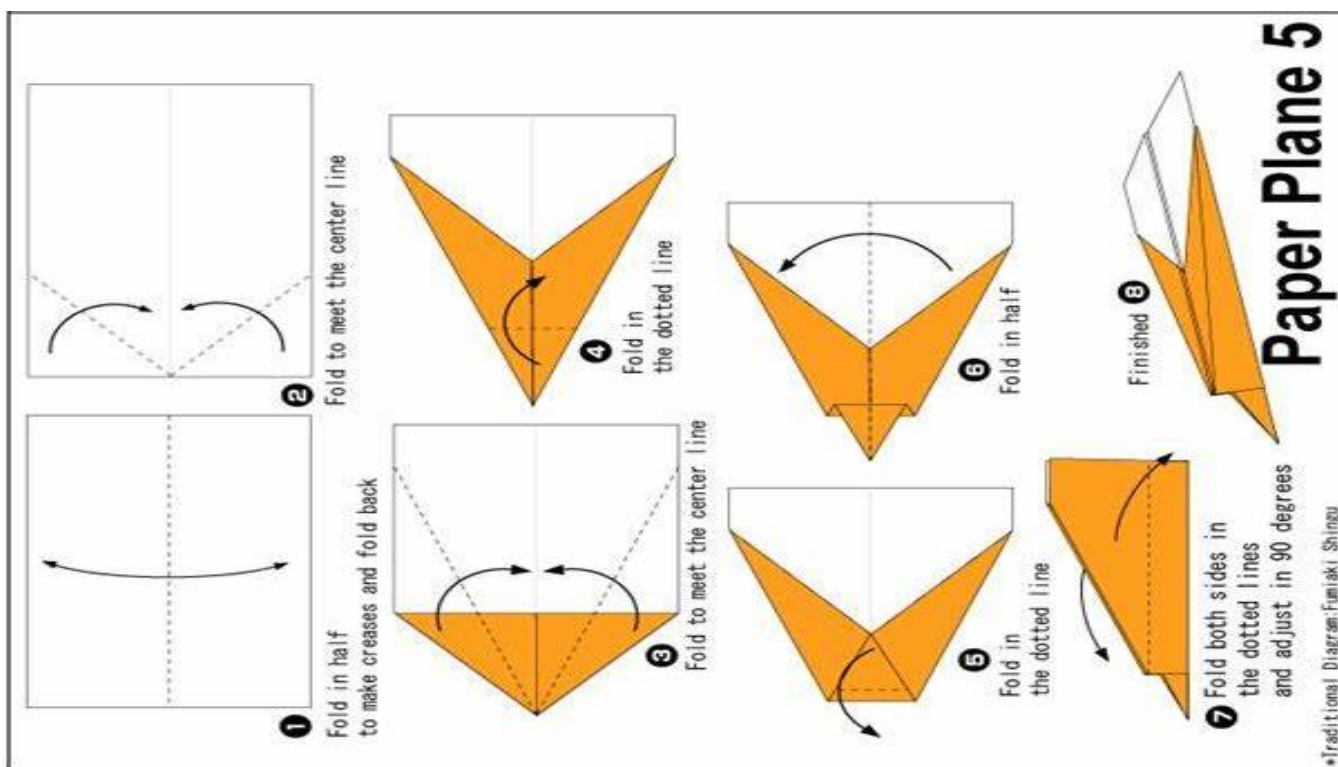
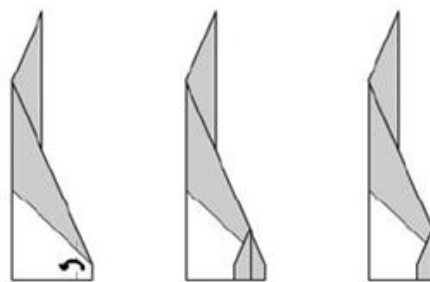
STEP 4: Fold the paper in half along the center crease.



STEP 5: Fold the wing along the line shown. Repeat on the other side.



STEP 6: Fold the wing fin along the line shown. Repeat on the other side. Open the wings and fly!



Geography

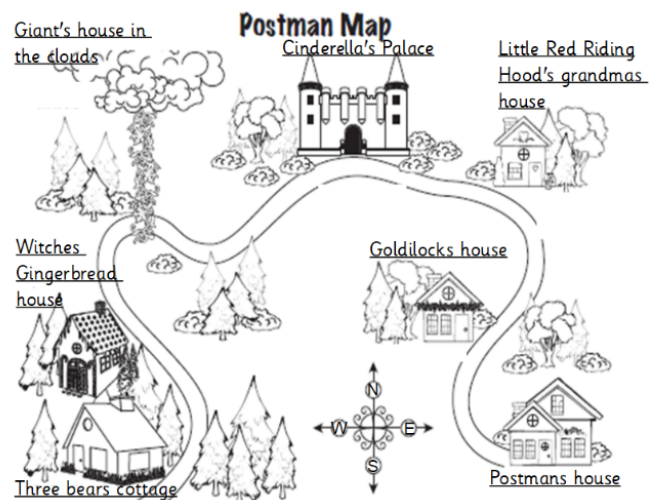
Use your knowledge of North, South, East and West to describe the location of places on the Jolly Postman's map.

Example:

Little Red Riding Hood's grandma's house is North of the Postman's house.

The three bear's cottage is South of the Witches Gingerbread House.

Goldilock's house is East of the Witches Gingerbread house.



R.E – please watch the story of the Nativity <https://www.bbc.co.uk/teach/class-clips-video/religious-studies-ks1-the%20christian-story-of-the-first-christmas/z7fp382>

Let's read through the christmas story together.
This is the story of the birth of Jesus according to the christian faith.

Christians believe that this is a special day, the day that Jesus was born.

1: In small groups we are going to act out the Christmas story.

2: Can you complete the story map by drawing the missing pictures?

