



HILL WEST *Primary*

FOUR OAKS

Home Learning Pack

Year 1

Spring Term Week 2



Home Learning Links

Oak National Academy

Oak National Academy is an online classroom and resource hub. It provides high-quality video lessons and resources to support teachers, parents and pupils.

www.thenational.academy

BBC Bitesize

With BBC Bitesize it is easy to keep learning at home. You can access regular daily lessons in English, maths and other core subjects.

<https://www.bbc.co.uk/bitesize>

Phonics English Hubs

Online phonics lessons for the Letters and Sounds phonics programme.

<https://www.wandleenglishhub.org.uk/lettersandsounds>

World Book Online

World Book online have just made their fabulous collection of over 3,000 e-books and audiobooks available for free for children to access at home. They have books suitable for all ages. Click on the following link to access them.

<https://worldbook.kitaboo.com/reader/worldbook/index.html?usertoken=Mjk5MzQ6MTpJUjA5MjAxNjoyOmNsaWVudDE2OTc6MTY5NzoyMjE2Mjg4OjE6MTU4NDM4MDExMzA2Mjp1cw%3D%3D>

Read Works.org

Read Works offers access to 3000+ comprehension for all age groups. Just sign up for a free account to access fantastic texts.

<https://www.readworks.org/>

Beanstalk

Beanstalk website is packed with lots of interactive materials for children aged 1 to 6. They are offering free access to all families during the COVID-19 pandemic.

<https://beanstalk.co/>

Tutortastic

An online platform with tutorials and videos for home learning.

<https://www.tutortastic.co.uk/blog/homelearning>

Education Quizzes

A series of short quizzes for children to complete related to the National Curriculum subjects. Just select KS1 for Reception, Year 1 & Year 2 and select KS2 for Years 3-6.

<https://www.educationquizzes.com/ks1/>

Top Marks

A range of activities here but especially good interactive activities for maths.

<https://www.topmarks.co.uk/>

Classroom Secrets

Classroom Secrets Kids is offering free access to everyone until the end of April 2020. The platform is aimed at primary aged children and covers subjects such as maths, reading, grammar and spelling. The platform is really child-friendly so that they're able to access it on their own. There are a load of games and interactive activities from phonics to SATs
<https://kids.classroomsecrets.co.uk/>

National Geographic

National Geographic is a great platform for learning and it's totally free. There are online games, resources and competitions, too.

<https://www.natgeokids.com/uk/teacher-category/primary-resources/>

Reading Eggs

Please spend a little time each week learning the spellings for this half term.

Y1 Half term 1	Y1 Half term 2	Y1 Half Term 3	Y1 Half Term 4	Y1 Half Term 5	Y1 Half Term 6
a	they	be	by	once	friend
the	are	he	my	one	school
do	is	she	here	push	today
to	his	me	there	pull	house
of	has	we	where	full	were
said	I	no	love	our	was
says	you	go	come	ask	with
put	your	so	some	like	could

Phonics – Please practice reading our new graphemes and words for this week.

Little Wandle Year 1		Spring 1	Week 1
<i>/ee/</i> y <i>funny</i>	<i>/e /</i> ea <i>head</i>	<i>/w/</i> wh <i>wheel</i>	<i>/oo/</i> oe <i>toe</i> ou <i>shoulder</i>
happy	feather	<i>whisper</i>	toe
silly	head	wheel	woe
funny	bread	white	goes
hairy	ready	whale	shoulder
carry	break/fast	whimper	boulder
smelly	spread	when	

Please also practice reading our new tricky words this week – any, many and again.

English – Can you label the features of a post card? Cut and stick the features in the right place.

Dear Lucie,
I hope you are well, I am
missing you so much.
It has been very strange here
there are lots of new things
I am having to get used to.
I have felt a bit scared since
we have arrived in England
there are not many other
people who look like me but I
am starting to make friends.
I can't wait to see you,

Floella



Lucie Hill
7 Trinidad Road
Trinidad
TR8 9LO

The body

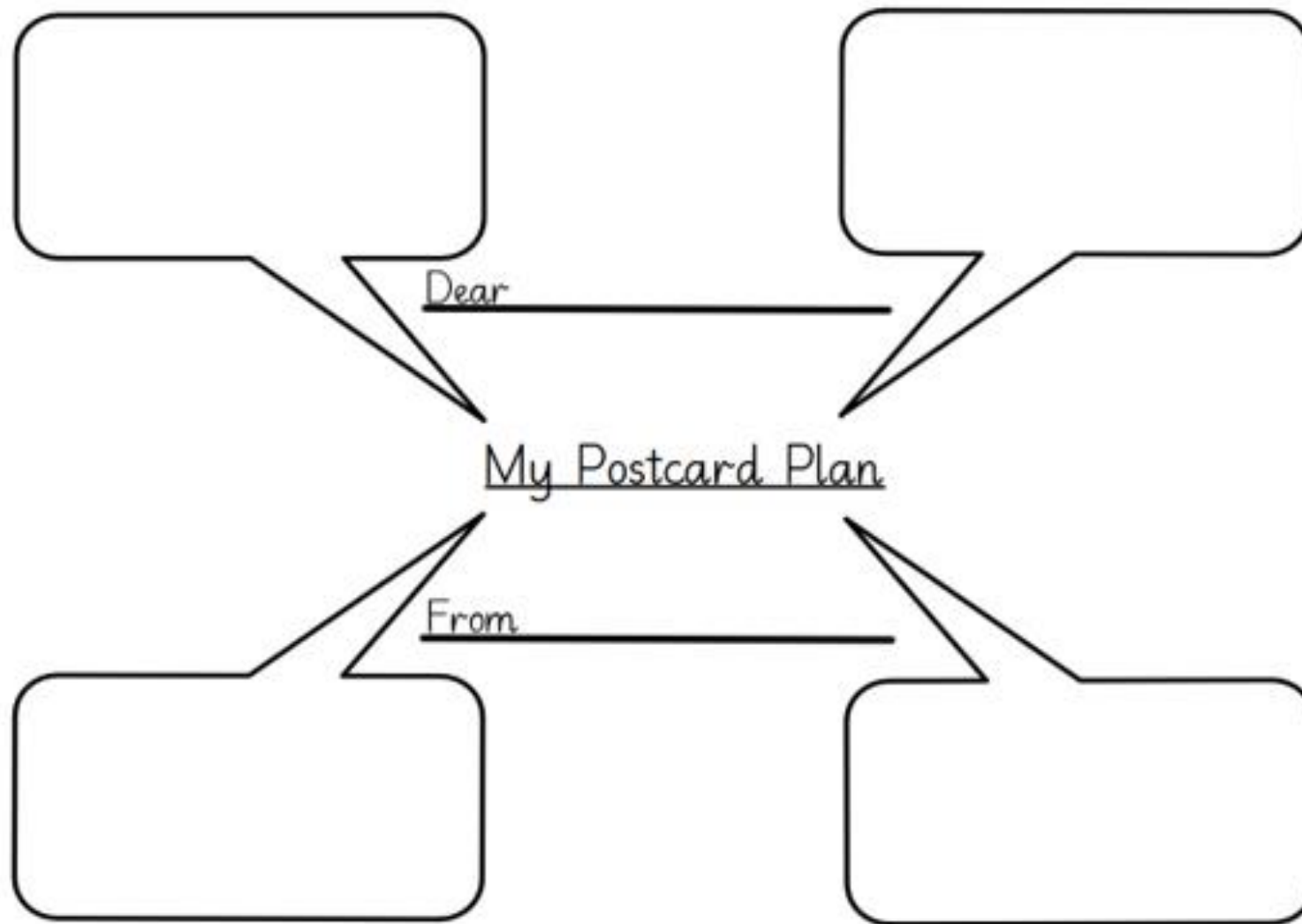
Stamp

Opening

Closing and signature

Person's address

English – Today, you are going to plan your own postcard. Who are you going to write it to? What do you want to tell them? What's their address?



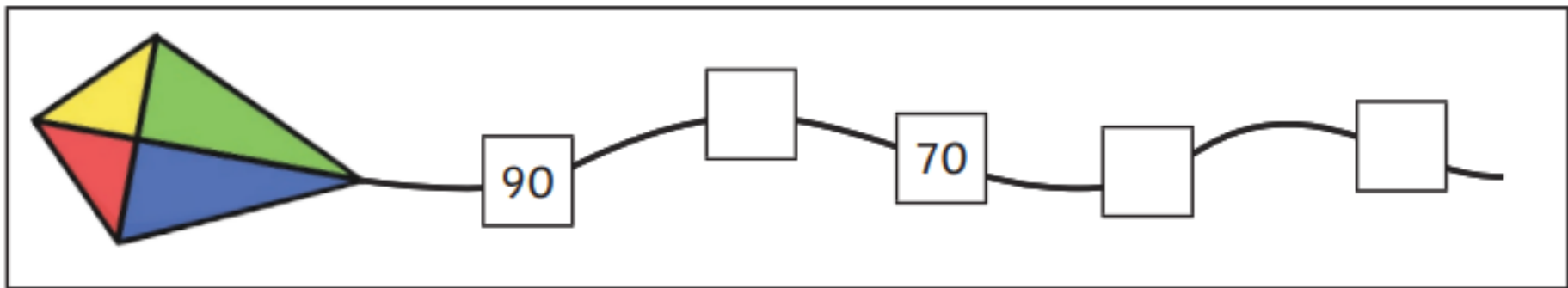
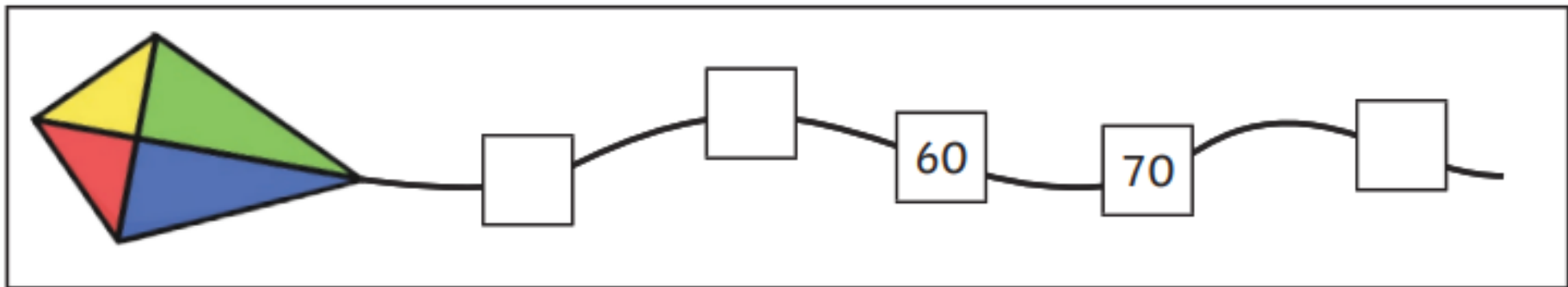
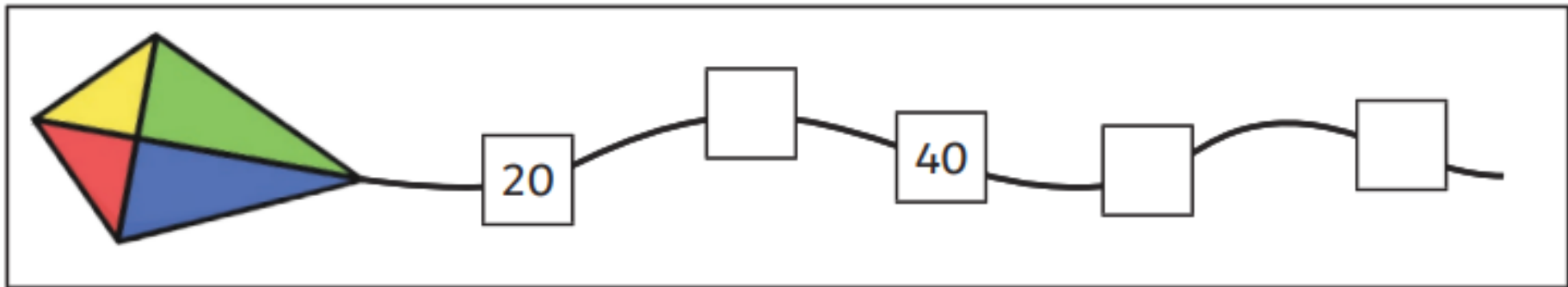
English – After planning your postcard, we are going to write it up on our own postcard template.

<hr/> <hr/> <hr/> <hr/> <hr/> <hr/> <hr/> <hr/> <hr/> <hr/>	<div data-bbox="1787 368 1995 624"></div> <hr/> <hr/> <hr/> <hr/> <hr/>
---	---

English – Today you are going to be editing your work from yesterday. You are going to read through your sentences and check that they make sense. You are going to ensure you have used capital letters, full stops and finger spaces throughout. Additionally, you can add any extra information using the conjunctions 'and' or 'because'. You can use a different coloured pencil/pen to make changes or use the postcard template again below.

<hr/> <hr/> <hr/> <hr/> <hr/> <hr/> <hr/> <hr/> <hr/> <hr/>	<div data-bbox="1785 405 1995 660"></div> <hr/> <hr/> <hr/> <hr/> <hr/>
---	---

Maths – Can you complete the number sequence by counting in 10s? Can you spot if it is going backwards or forward?



Maths – Can you work out what is 10 more and 10 less from the numbers below, use a 100square to help you.

Ten more/ten less

Sheet 1

<input type="text"/>	← Ten less	20	Ten more →	<input type="text"/>
<input type="text"/>	←	13	→	<input type="text"/>
<input type="text"/>	←	29	→	<input type="text"/>
<input type="text"/>	←	35	→	<input type="text"/>
<input type="text"/>	←	40	→	<input type="text"/>
<input type="text"/>	←	42	→	<input type="text"/>
<input type="text"/>	←	57	→	<input type="text"/>
<input type="text"/>	←	69	→	<input type="text"/>
<input type="text"/>	←	74	→	<input type="text"/>
<input type="text"/>	←	88	→	<input type="text"/>
<input type="text"/>	←	90	→	<input type="text"/>

1	2	3	4	5	6	7	8	9	10
11	12	13	14	15	16	17	18	19	20
21	22	23	24	25	26	27	28	29	30
31	32	33	34	35	36	37	38	39	40
41	42	43	44	45	46	47	48	49	50
51	52	53	54	55	56	57	58	59	60
61	62	63	64	65	66	67	68	69	70
71	72	73	74	75	76	77	78	79	80
81	82	83	84	85	86	87	88	89	90
91	92	93	94	95	96	97	98	99	100

Estimating and counting

Sheet 1

Look at the pictures in each box and make a quick estimation of how many objects are in each box. Write this down and then count the objects to check how close you were.



Estimate _____

Actual number _____




Estimate _____

Actual number _____



Estimate _____

Actual number _____




Estimate _____

Actual number _____



Estimate _____

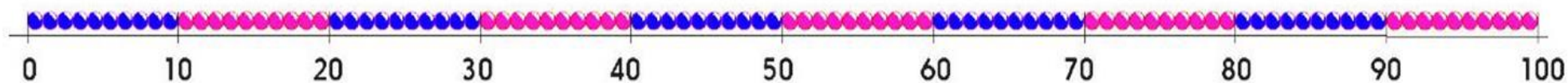
Actual number _____



Estimate _____

Actual number _____

Find the numbers Sheet 1



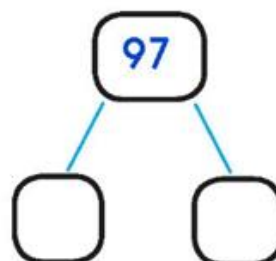
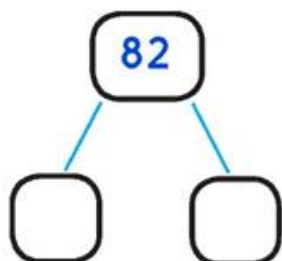
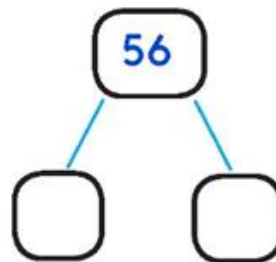
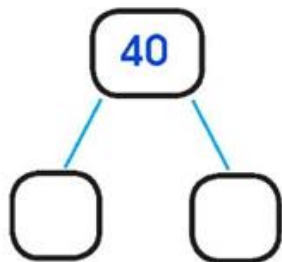
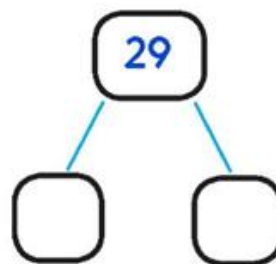
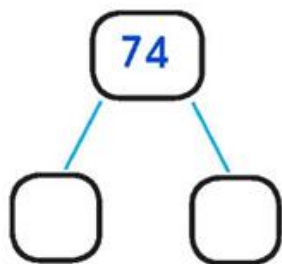
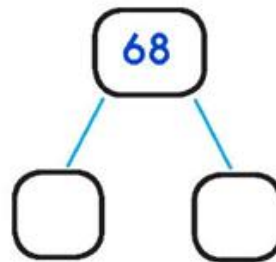
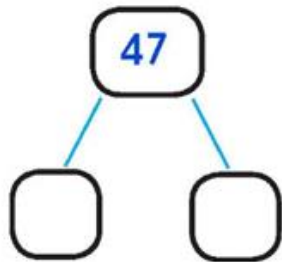
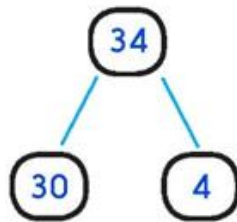
Mark these numbers on the line:

23 58 75 12 61 83 88 24 32 47

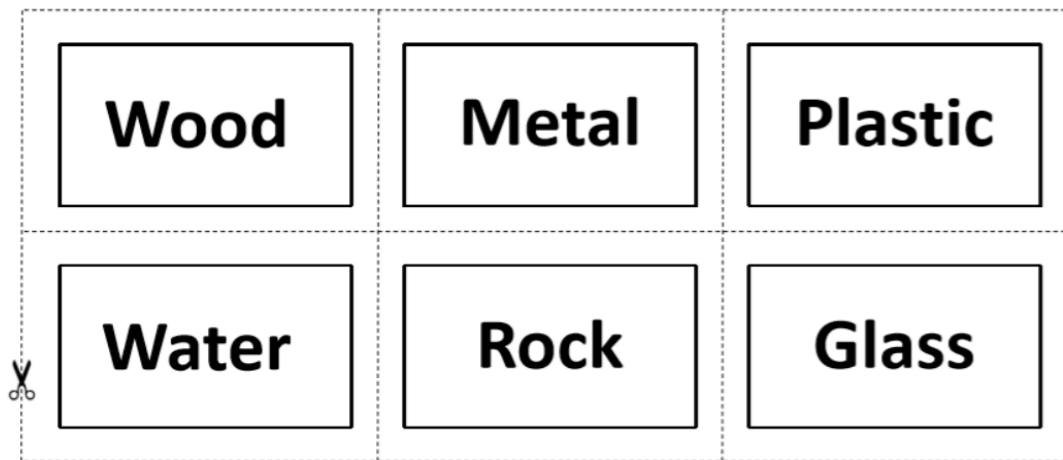
Partitioning numbers

Sheet 3

Look at each number. How many tens and how many ones does it have?






Material Snap



Make sure all cards are faced down, turn a card over and match the material to the correct object. You then need to choose a word to describe that material.

For example –if you have picked up plastic, you will need to find an object that is made from plastic and then choose a word to describe the material.

Art – Look at the artwork created by the De Stijl art movement. Which one is your favourite and why? Think about the use of colour, line and shape.




History – Using the clues below, who do you think this man is and why is he famous?

Clue 1



Clue 2



Who is this man and why is he famous?

Now go on the website and find out who he is and write a sentence below to show what you have learnt. <https://rnli.org/about-us/our-history/timeline/1824-our-foundation>

Geography – can you label the four countries of the United Kingdom? Use the songs to help you...

<https://www.youtube.com/watch?v=RvDIZoQLgIE>



R.E – Watch the following videos about Hanukkah and then write key words about Hanukkah on each of the candles.

<https://www.youtube.com/watch?v=zsXQfCeMHs8>

<https://www.youtube.com/watch?v=tstRrJpMT5c>

Monday 10th January

L.O: To begin to understand the
Jewish festival Hanukkah.

