



HILL WEST *Primary*

FOUR OAKS

Home Learning Pack

Year 1

Spring Term Week 11



Home Learning Links

Oak National Academy

Oak National Academy is an online classroom and resource hub. It provides high-quality video lessons and resources to support teachers, parents and pupils.

www.thenational.academy

BBC Bitesize

With BBC Bitesize it is easy to keep learning at home. You can access regular daily lessons in English, maths and other core subjects.

<https://www.bbc.co.uk/bitesize>

Phonics English Hubs

Online phonics lessons for the Letters and Sounds phonics programme.

<https://www.wandleenglishhub.org.uk/lettersandsounds>

World Book Online

World Book online have just made their fabulous collection of over 3,000 e-books and audiobooks available for free for children to access at home. They have books suitable for all ages. Click on the following link to access them.

<https://worldbook.kitaboo.com/reader/worldbook/index.html?usertoken=Mjk5MzQ6MTpJUjA5MjAxNjoyOmNsaWVudDE2OTc6MTY5NzoyMjE2Mjg4OjE6MTU4NDM4MDExMzA2Mjp1cw%3D%3D>

Read Works.org

Read Works offers access to 3000+ comprehension for all age groups. Just sign up for a free account to access fantastic texts.

<https://www.readworks.org/>

Beanstalk

Beanstalk website is packed with lots of interactive materials for children aged 1 to 6. They are offering free access to all families during the COVID-19 pandemic.

<https://beanstalk.co/>

Tutortastic

An online platform with tutorials and videos for home learning.

<https://www.tutortastic.co.uk/blog/homelearning>

Education Quizzes

A series of short quizzes for children to complete related to the National Curriculum subjects. Just select KS1 for Reception, Year 1 & Year 2 and select KS2 for Years 3-6.

<https://www.educationquizzes.com/ks1/>

Top Marks

A range of activities here but especially good interactive activities for maths.

<https://www.topmarks.co.uk/>

Classroom Secrets

Classroom Secrets Kids is offering free access to everyone until the end of April 2020. The platform is aimed at primary aged children and covers subjects such as maths, reading, grammar and spelling. The platform is really child-friendly so that they're able to access it on their own. There are a load of games and interactive activities from phonics to SATs
<https://kids.classroomsecrets.co.uk/>

National Geographic

National Geographic is a great platform for learning and it's totally free. There are online games, resources and competitions, too.

<https://www.natgeokids.com/uk/teacher-category/primary-resources/>

Reading Eggs

Please spend a little time each week learning the spellings for this half term.

Y1 Half term 1	Y1 Half term 2	Y1 Half Term 3	Y1 Half Term 4	Y1 Half Term 5	Y1 Half Term 6
a	they	be	by	once	friend
the	are	he	my	one	school
do	is	she	here	push	today
to	his	me	there	pull	house
of	has	we	where	full	were
said	I	no	love	our	was
says	you	go	come	ask	with
put	your	so	some	like	could


Handwriting:

This week we are continuing to work through the set 1 letter family (c, o, a, d, g, f, s, q, e)

Remember:

- To hold your pencil/pen correctly.
- To sit on a chair and a desk with a straight back whilst practising your handwriting.

Begin with each letter individually. When you feel very confident and are forming the letter correctly and consistently, then have a go at the joining pattern (see model below).



A Trace and write the pattern and the letters.

c c c c c c c c

co co

B Trace and write the words.

ad ad


gs gs

qe qe

qs qs

sf sf

fe fe



Now have a go at the words below:

cod

fog


sad

sag

Phonics-

Little Wandle Year 1			Spring 2	Week 1	
/ur/ or word	/oo/ u awful oul could		/air/ are share	Grow the code /or/	
word	play/ful	full	care	author	door
worse	pudding	octo/pus	share	chalk	floor
worm	awful	should	dare	astro/naut	poor
work	would	could	square	dino/saur	
world	push	put	scare	walk	
worth	pull		stare	talk	
Tricky Words					
once			laugh		

Picture:



Syllables:

Synonyms:

Word:

Curiously

Opposite:

Meaning:


Put it in a sentence: Remember ABC ●



Tuesday 22nd March

L.O. To use visualisation and my imagination

1. Thunder clapped and lightning flashed. Raindrops pounded down onto the sand as they packed everything up and rushed for the last bus home.



2. It washed the bear along through the water, helped by shoals of shimmering fish, a whale, a dolphin and even an octopus.



3.




Wednesday 23rd March

L.O. To answer question using the text.

1. How do you know that Sofia loved her bear?

2. How did Sofia and her father get to the seaside?



3. Why did they leave the seaside?

4. What animals did the bear meet in the sea?

5. Who did the bear belong to before Sofia?

6. How did Sofia feel when she lost her bear?

7. What did Sofia keep to remember her bear?

8. Where did the young girl find the bear?

We know that we are able to find out what is happening through the text.


But we can also use the pictures to help give us more clues.

What would you say is happening in this photo?



You have some photos from the story.



You will need to stick them onto the sugar paper and explain what you think could be happening.



You have a set of photos that you need to sequence in the correct order.


Think carefully about the order the story goes in.

Stick the pictures in the correct order and write a sentence underneath.




Maths:


Circle the heaviest animal and answer the questions below.



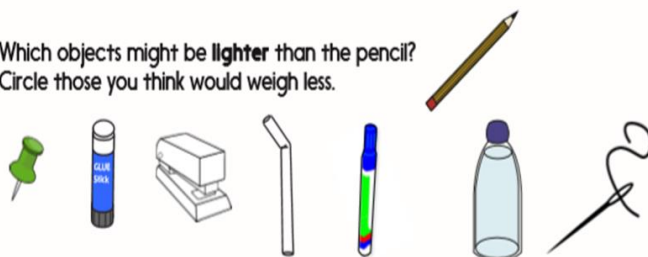
Which objects might be **heavier** than the glue stick?
Circle those you think would weigh more.



Which objects might be **lighter** than the shoe?
Circle those you think would weigh less.




Which objects might be **lighter** than the pencil?
Circle those you think would weigh less.



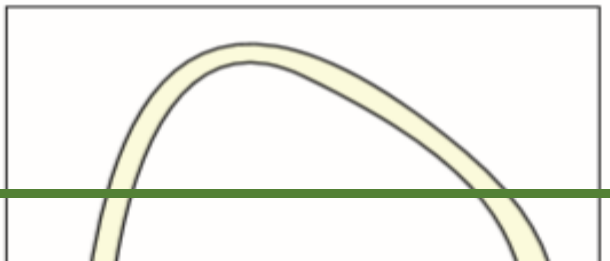
Maths – answer the questions below.







Maths – you can use cubes, Lego or anything in your house to measure the two strings.



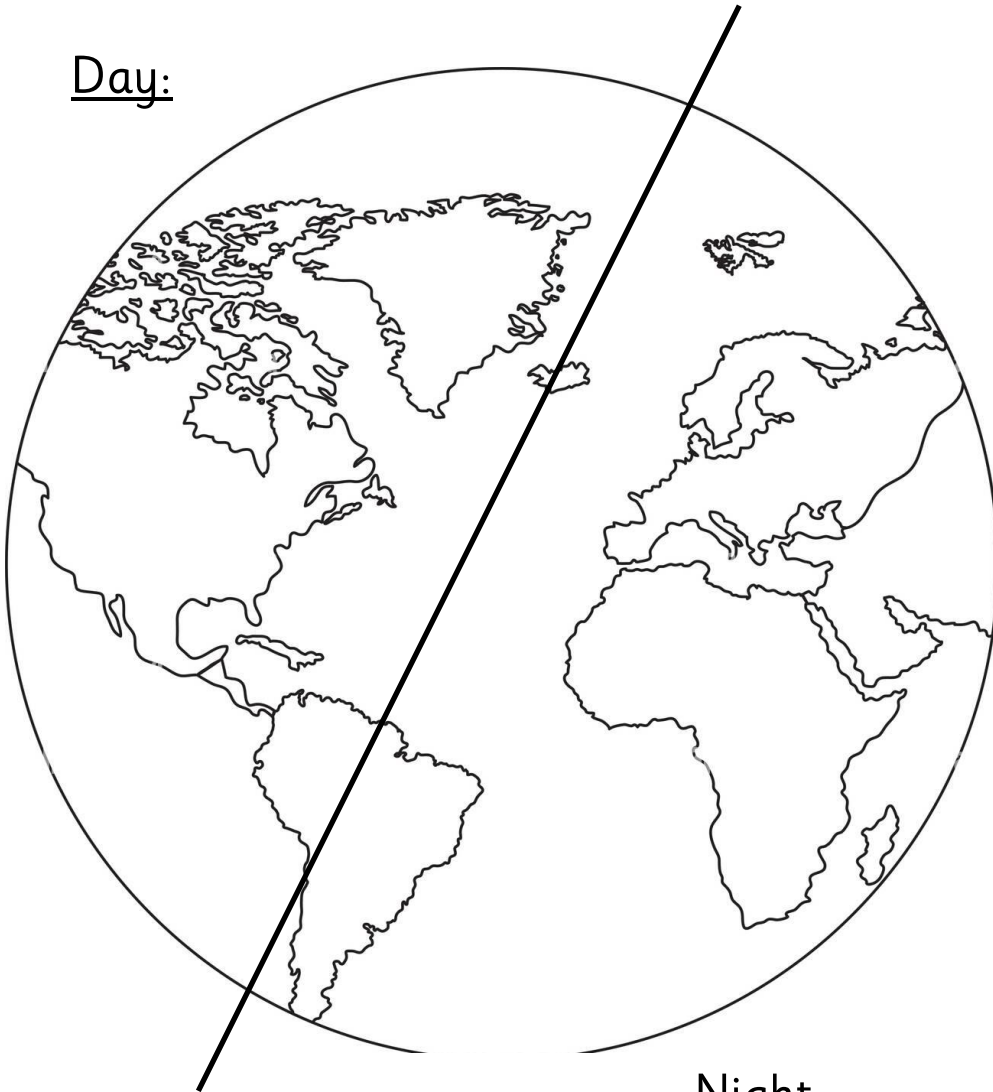
Maths – can you work out the difference between the two measurements?

Science:

Monday 21st March 2022

L.O. To understand how days and nights are formed

Day:



Night:

Wednesday 23rd March 2022

L.O. To understand how the length of day varies through winter and summer

Draw what you would be doing at the different times during the different seasons.

8am — Summer

12pm — Summer

8pm — Summer

Light / Dark

Light / Dark

Light / Dark

8am — Winter

12pm — Winter

8pm — Winter


Light / Dark

Light / Dark

Light / Dark

History:

Can you use the dates provided or the picture clues to order the boats in the correct order? They will go from oldest boat to newest boat.



Art:

Can you colour in these images in the style of Andy Warhol?



Maybe have a go at creating an imitation of his artwork using a photograph of yourself?

RE

Can you sequence the images to retell the Easter story?

Put the cards in order.

Palm Sunday	Maundy Thursday	Good Friday	Holy Saturday	Easter Sunday



Match the cut-up sentences.

On Sunday,



Jesus had risen from the dead.

On Thursday,



Jesus died on a cross. People were sad.

On Friday,



Jesus had a supper with his friends.

On Saturday,



Jesus lay in a tomb.

On Sunday,



Jesus walked on palm leaves.

Geography:

https://www.youtube.com/watch?v=YR_W1SqPiOQ


Watch this weather forecast carefully and listen out for weather specific vocabulary.

Can you create your own weather forecast for a very stormy day?

Use the background provided and the script if you need to or have a go at writing your own.



Today's weather by



Cut out the weather symbols and add them to your background to match your report.

Weather forecast script

_____ : Hello everyone and welcome to our weather forecast.
_____ : Yes hello. My name is _____.
_____ : And my name is _____.
_____ : Today will be a stormy day.
_____ : You won't want to go out without a warm coat today.
_____ : This morning you will see strong winds outside.
_____ : Yes the wind will be strong enough to blow your hat off!
_____ : The strong winds will blow in some very cold temperature too.
_____ : It will be 9 degrees. That's freezing!
_____ : By lunchtime the dark storm clouds will be rolling in.
_____ : Yes and don't forget about the thunder and lightening!
_____ : I'd stay inside if I were you.
_____ : In the afternoon the rain will start.
_____ : And the rain will stay all night too!
_____ : If you are very unlucky and live in the south there may even be
tornados!
_____ : Oh no! Hold on to your hats!
_____ : So as you can see is a very stormy day ahead.
_____ : You will see strong wind.
_____ : Rain and clouds
_____ : Thunder and lightening
_____ : And it will be freezing to!
_____ : Join us tomorrow for another weather forecast.
_____ : Goodbye from _____.
_____ : and goodbye from _____.

Music: Samba music

Samba is Brazil's most well-known musical form and most widely played kind of Brazilian music. Samba bands are made up of many sections of different percussion instruments, which all have different, repetitive rhythms to play.

Listen to examples of the different Samba Instruments and performances online.

It can be very tricky to play a fast rhythm over and over – a good tip to help keep in time is to use a word phrase.


Try clapping or speaking the rhythms as the instruments play. Then, try splitting in half and clapping or speaking the two different rhythms at the same time!

Bra - zil O - lum - pics




The musical notation shows four notes: a quarter note for 'Bra', a quarter note for 'zil', a beamed eighth note pair for 'lum', and a quarter note for 'pics'.

bas - ket ball _____




The musical notation shows four notes: a quarter note for 'bas', a quarter note for 'ket', a quarter note for 'ball', and a quarter note for 'ball'. A yellow arrow points from the 'bas - ket' notes to the 'ball' notes, indicating a transition or continuation.

Bra - zil O - lum - pics



The musical notation shows four notes: a quarter note for 'Bra', a quarter note for 'zil', a beamed eighth note pair for 'lum', and a quarter note for 'pics'.

bas - ket ball _____ bas - ket ball _____



The musical notation shows four notes: a quarter note for 'bas', a quarter note for 'ket', a quarter note for 'ball', and a quarter note for 'ball'. A yellow arrow points from the 'bas - ket' notes to the 'ball' notes, indicating a transition or continuation.

ca - noe sla - lam



ca - noe sla - lam



beach



vol - ley

ball



wrest - ling



sprint



Ri - o de - Ja



nei - ro



wind



surf



- ing



When all the players in a samba band have practised their rhythms, it's time for a performance! Everyone plays their rhythms together, and this is called the '**main groove**'. If you are feeling extra creative, compose your own new Samba rhythms!